


ABC Reading Eggs and Reading Eggspress

User Guide



ABC Reading Eggs is designed to support early reading skills in a fun and motivating way. The program features hundreds of guided reading lessons and interactive activities to teach young children phonics, letter recognition and sight words.



ABC Reading Eggspress is designed to teach children in Years 1 to 6 essential reading, comprehension, spelling and grammar skills. The program includes 220 comprehension lessons, 216 spelling lessons and over 2,000 eBooks in the Reading Eggspress Library.

Key Points:

- How to get started
- Using your account
- Additional teacher support materials
- Reporting



Administration

1. Getting Started	1
A. New School (Register for a Trial)	1
B. Existing School (Join your School Subscription)	1
2. Management	1
A. Manage Class	1
i. Add students (Individual Students)	1
ii. Add students (Multiple upload)	1
iii. Move students into your class	2
iv. Edit student Usernames, Passwords & Grade (for an individual student)	2
v. Edit Passwords & Grade (for multiple Students)	2
vi. Remove students from class	3
vii. Print student Login Details	3
viii. Print Parent Letters including Parent Registration Instructions	3
ix. Print Certificates and Trophies	3
x. Disable class access to Games & Playroom	3
xi. Export Student Data	3
B. Manage Students (Subscription Coordinator ONLY)	4
i. Add Students to School (Individual Student)	4
ii. Add Students (Multiple upload)	4
iii. Move students into particular classes	4
iv. Edit student Usernames, Passwords, Grades and Teachers (for an individual Student)	4
v. Edit student Passwords & Grades (Multiple Students)	5
vi. Remove students from class	5
vii. Delete students from the school	5
viii. Print student login details	5
ix. Print parent letters (including parent registration instructions)	5
x. Print Certificates and Trophies	5
xi. Export student data	6
C. Manage Teachers (Subscription Coordinator ONLY)	6
i. Add Teachers to School Subscription (Individual Teacher)	6
ii. Add Teachers to School Subscription (Multiple upload)	6
iii. Edit teacher details and send password reset email	6
iv. Delete teachers from the system	7
v. Print student login details	7
vi. Print parent letters (including parent registration instructions)	7
D. Management Subscription (Subscription Coordinator ONLY)	7
E. Manage Rollover (Subscription Coordinator ONLY)	7



3. My Account	8
A. Edit My Details	8
B. Logout	8
4. Quick Links	8
A. Research Reports	8
B. Teacher Guides/Brochures	8
5. Support	8
A. Contact Us	8
B. Live Help	8

Reporting/viewing & changing progress/setting assignments

1. Home	9
A. Quick student login & teacher demonstration account	9
B. Quick Search for teaching resources	9
2. Reading Eggs	10
A. Preview Lessons	10
i. Lessons (with some extra student/teacher resources)	10
B. Manage Lessons	10
i. Change/Review students current levels (Individual Student)	10
ii. Change/Review students current levels (Multiple Students)	10
C. Student Stats	11
i. Class/student view	11
ii. Whole Schools/Class/student view (Subscription Coordinator ONLY)	11
3. Reading Eggspress	12
A. Preview Lessons	12
i. Lessons (with some extra student/teacher resources)	12
B. Manage Lessons	12
i. Reset Placement test or Change/Review students current levels (Individual student)	12
ii. Reset Placement test or Change/Review students current levels (Multiple student)	12
C. Manage Assignments	13
i. Current Assignments	13
ii. Create New Assignments (Lessons & Library Books).....	13
iii. Expired Assignments/Review Results	13
D. Students Stats	14
i. Class/student view	14
ii. Whole Schools/Class/student view (Subscription Coordinator ONLY)	14
iii. Student Charts	14



Teaching with Reading Eggs/Eggspress

1. Teaching Resources	15
A. K-2	15
B. 3-4	16
C. 5-7	17
D. Big Books	18
E. Book Notes & teacher access to Library	19
F. NAPLAN	20
2. Correlation Chart	21

Students using Reading Eggs/Eggspress/reading comprehension lesson overview

1. Reading Eggs	23
i. Logging on	23
ii. Sitting the placement test	23
iii. Student Centre	24
iv. Reading Eggs Lesson Overview	25
v. Reading Eggs Spelling Lessons	29
vi. Driving Test charts	32
vii. Storylands: Clinker Castle	33
2. Reading Eggspress	35
i. Logging on	35
ii. Sitting the placement test	35
iii. Student Centre	36
iv. Reading Eggspress Lesson Overview	37
v. Reading Eggspress English Skills Spelling Lessons	48


“To help you get the most out of **Reading Eggs** and **Reading Eggspress**, this Teacher Guide includes some simple steps for you to follow. As a teacher you can differentiate learning, assign work, check student progress and access detailed student reports.”

Yours sincerely,
The Reading Eggs Team



1. Getting Started

A New School (Register for a Trial)

- Go to www.readingeggs.com.au
- Select [Teachers Click Here](#) to register for a free trial. 
- Follow the instructions on this page to create your login and start your trial.
- Create student logins. (See: [Management: 2ai](#))
- Book in your Demonstration of the program with one of our Education Consultants on 1300 850 331.

B Existing School (Join your school subscription)

- Speak to your school's Reading Eggs Subscription Coordinator and ask them to add you to the school subscription or;
- Call us on 1300 850 331.

Already a member? [LOGIN HERE](#)

2. Management

A Manage Class

i. Add Students (Individual Student)

- The Manage Class page will list all students currently assigned to your class.
- The option to add new students is at the top of the screen under the heading [Add students to your class](#).
- Enter the student's first name, last name and grade.
- Click [Go](#).

Add students to your class

Create new student

ii. Add Students (Multiple upload)

- The Manage Class page will list all students currently assigned to your class.
- Select [Download a sample file](#) located at the top of the Manage Class page.
- Complete spreadsheet in this format with student first name, surname & grade.
- Save file to your computer.
- Upload file using the [Upload a CSV](#) button located at the top of the Manage Class page.
- If you are uploading your own spreadsheet please ensure you save your file as a CSV.
- The username and password for each student will be automatically generated eg. james25868 sport12, you can simplify the password (see [Management 2aiv](#)).



iii. Move students into your class

At the beginning of the year your subscription coordinator will commence the rollover, this removes students from their class for you to reassign for the new school year.

- Click the option [Move students into your class](#) (located at the top of the Manage Class page).
- Click the selection box to the left of the names of the students you wish to move into your class.
- Click [Add to my class](#).
- The selected students will be moved into your class. Select [Manage Class](#) from the navigation menu on the left of the screen to see the list.

<input type="checkbox"/>	First Name ▾	Last Name ▾	Username ▾	Grade ▾	
<input type="checkbox"/>	bobby	bob	bobby20	4	Edit
<input type="checkbox"/>	Tara	Evans	tara180	4	Edit

iv. Edit student Username, Password & Grade (for an individual Student)

In this area you may wish to simplify the password for your foundation students to minimise login difficulties. We recommend leaving the default username.

- Select [Manage Class](#) from the navigation menu on the left of the screen.
- Click the [Edit](#) button to the right of the name of the student you wish to edit.
- Update the student detail fields as required.
- Click [Update Student](#) to confirm.

Edit Student

* First name

* Last name

* Grade position

* Login

* Password

Password confirmation

External Student ID

v. Edit student Passwords & Grades (Multiple Students)

- Select [Manage Class](#) from the navigation menu on the left of the screen.
- Click the selection box to the left of the students you wish to edit.
- Click either [Edit password](#) or [Edit grade](#) as required.
- Update details then set either password or grade.

<input type="checkbox"/>	First Name ▾	Last Name ▾	Username ▾	Grade ▾	
<input checked="" type="checkbox"/>	bobby	bob	bobby20	4	Edit
<input type="checkbox"/>	Tara	Evans	tara180	4	Edit
<input type="checkbox"/>	luke	su	luke845	4	Edit



vi. Remove students from class

- Click the selection box to the left of the names of the students you wish to move out of your class.
- Click on [Remove from class](#) at the top of the page.
- The student/s will then be unassigned but not deleted from the system; to move them back into your class (see [Management 2a iii](#)). All student progress and details will remain.

vii. Print student login details

- Please refer to the section called [Print](#) at the top of the Manage Class page.
- Click [Login details](#). This will open a PDF document with your class login cards, ready for you to print.

Print

-  [Login details](#)
-  [Parent letters](#)

viii. Print parent letters (including parent registration instructions)

- Please refer to the section called [Print](#) at the top of the Manage Class page.
- Click [Parent letters](#). This will open a PDF document with your class' parent letters, ready for you to print and send home.
- Instructions to parents on how to register are detailed in the parent letter.

ix. Print Certificates and Trophies

- Please refer to the section called [Print](#) at the top of the Manage Class page.
- Select either [Reading Eggs](#) or [Reading Eggspress](#). This will open a list of all certificates and trophies earned that you can then print.
- Select one student at a time using the selection box tool on the left, then click [Print Certificates](#) to open a PDF document that you can then send straight to print.
- You can select multiple students at a time using the selection box tool on the left, then click [Print Certificates](#). An email will be sent to you with the multiple files you can then print.

x. Disable class access to games and playroom

- To control access to Arcade Games (in Reading Eggs ONLY) click the switch to [ON](#) or [OFF](#) as required.
- To control access to the Playroom in Reading Eggs, click the switch to [ON](#) or [OFF](#) as required.

Class Options

- Games ☒ ON
- Playroom ☒ ON

xi. Export student data

This area will allow you to download a spreadsheet of your class login details for an easy reference.

- Click the export student data option at the top of the Manage Class page.
- A CSV file containing your students' details will be downloaded automatically.



B Manage Students (Subscription Coordinator ONLY)

i. Add Students to School (Individual Student)

Before you add students please check the front page of your teacher dashboard to view the current subscription capacity. If you require additional licences please contact us on 1300 850 331.

- The Manage School page will list all students currently enrolled in Reading Eggs at your school.
- The option to add new students is at the top of the screen under the heading [Add student's to a class](#).
- Enter the student's first name, last name, grade and teacher.
- Click [Go](#) and then [Go](#).

Manage Class
Manage School
Manage Teachers
Manage Rollover
Manage Subscription

ii. Add Students (Multiple upload)

- The Manage School page will list all students currently enrolled in Reading Eggs at your school.
- Select [Download a sample file](#) located at the top of the Manage Students page.
- Complete spreadsheet in this format with student first name, surname, grade and teacher email address.
- Save file to your computer.
- If you are uploading your own spreadsheet please ensure you save your file as a CSV.
- Upload file using the [Upload a CSV](#) button located at the top of the Manage School page.
- The username and password for each student will be automatically generated.

Add students to your class

Create new student

First Name Last Name Grade ▼ Go

iii. Move students into particular classes

- Select the students you wish to move using the selection box tool to the left of the student's names.
- Click the [Change Class](#) button and then select the appropriate teacher's name from the drop down list.
- Click [Change Class](#) to confirm.
- The selected students will be moved into the class.

	First Name ▼	Last Name ▼	Username ▼	Grade ▼	Teacher ▼	
<input type="checkbox"/>	Harry	Potter	harry156	4	Navin Keswani	Edit

iv. Edit student Username, Password, Grade and Teacher (for an individual Student)

- Select [Manage School](#) from the navigation menu on the left of the screen.
- Click the edit button to the right of the name of the student you wish to edit.
- Update the student detail fields as required.
- Click [Update Student](#) to confirm.



	First Name ▾	Last Name ▾	Username ▾	Grade ▾	Teacher ▾	
<input type="checkbox"/>	Harry	Potter	harry156	4	Navin Keswani	Edit
<input type="checkbox"/>	Alex	Cooper	alex226	4	Rex Teacher	Edit

v. Edit student Passwords & Grades (Multiple Students)

- Select [Manage School](#) from the navigation menu on the left of the screen.
- Click the selection box to the left of the students you wish to edit.
- Click either [Edit password](#) or [Edit grade](#) as required.
- Update details then set changes.

vi. Remove students from class

- Click the selection box to the left of the names of the student/s you wish to move out of their class.
- Click on [Remove from class](#) at the top of the page.
- The student/s will then be unassigned but not deleted from the system. You can move them back into another class and all student progress and details will remain. (See: [Management 2biii](#)).

vii. Delete students from the school

- Click the selection box to the left of the names of the students you wish to delete from the system.
- Click on [Delete](#) at the top of the page.
- Student will then be deleted from the system; this will be irreversible and you will not be able to access their data/account again.

	First Name ▾	Last Name ▾	Username ▾	Grade ▾	Teacher ▾
<input checked="" type="checkbox"/>	Harry	Potter	harry156	4	Navin Keswani
<input type="checkbox"/>	Alex	Cooper	alex226	4	Rex Teacher
<input type="checkbox"/>	Bart	Simpson	bart1	4	Teacher
<input type="checkbox"/>	Fred	Pike	freda25	4	Rex Teacher

viii. Print student login details

- Please refer to the Manage Teachers Section of this guide. (See [Management 2cvi](#)).

ix. Print parent letters (including parent registration instructions)

- Please refer to the Manage Teachers Section of this guide. (See: [Management 2cvii](#)).

x. Print Certificates and Trophies

- Please refer to the section called [Print](#) at the top of the Manage Class page.
- Select either [Reading Eggs](#) or [Reading Eggspress](#). This will open a list of all certificates and trophies earned that you can then print.
- Select one student at a time using the selection box tool on the left, then click [Print Certificates](#) to open a PDF document that you can then send straight to print.
- You can select multiple students at a time using the selection box tool on the left, then click [Print Certificates](#). An email will be sent to you with the multiple files you can then print.



xi. Export student data

This area will allow you to download a spreadsheet of your class login details for an easy reference.

- Click the [Export Student Data](#) option at the bottom of the Manage Students page.
- A CSV file containing your students' details will be emailed to you.

C Manage Teachers (Subscription Coordinator ONLY)

i. Add Teachers to School Subscription (Individual Teacher)

- The Manage Teachers page will list all teachers who are currently registered at your school on Reading Eggs.
- The option to add new teachers is at the top of the screen under the heading [Add Teacher](#).
- Enter the Teacher's first name, surname, email address and account type.
- Click [Create Teacher](#).

The screenshot shows a vertical menu with a blue pencil icon at the top. The menu items are: Management (selected), Manage Class, Manage School, Manage Teachers (highlighted with a blue dot), Manage Rollover, and Manage Subscription.

ii. Add Teachers to School Subscription (Multiple upload)

- The Manage Teachers page will list all teachers who are currently registered at your school on Reading Eggs.
- Select [Download a sample file](#) located at the top of this page.
- Complete spreadsheet in this format with teacher first name, surname, email address and account type.
- Save file to your computer.
- Upload file using the [Import Teachers](#) button located at the top of the Manage Teachers page.
- The username and password for each teacher will be automatically generated and emailed to them.

The screenshot shows a form titled 'Add Teacher'. It contains input fields for First name, Last name, Email, and Email confirmation. There is a dropdown menu for Account type with 'Trial' selected. At the bottom are 'Cancel' and 'Create Teacher' buttons.

iii. Edit teacher details and send password reset email

- Select [Manage Teachers](#) from the navigation menu on the left of the screen.
- Click the [edit](#) button to the right of the name of the teacher you wish to edit.
- Update the teacher detail fields as required.
- Click [Update Teacher](#) to confirm.
- To send a password reset email to a teacher, click the selection box on the left of the teacher and select [Send password email](#).

The screenshot shows a table with columns: First Name, Last Name, Login, Students, and Trial End Date. There are two rows of teacher data. Each row has a selection box on the left and an 'Edit' button on the right.

	First Name	Last Name	Login	Students	Trial End Date	
<input type="checkbox"/>	a	a	aaa1@mailina...	5	N/A	Edit
<input type="checkbox"/>	aaa	aaaa	a@ab.com	1	N/A	Edit

The screenshot shows a form titled 'Edit Teacher'. It contains input fields for Login, First name, Last name, Email, Password, and Password confirmation. There is a dropdown menu for Accent with 'Australian accent' selected. At the bottom are 'Cancel' and 'Update Teacher' buttons.



iv. Delete teachers from the system

- Click the selection box to the left of the names of the teacher/s you wish to delete from the system.
- Click on [Delete](#) at the top of the page.
- Teacher/s will then be deleted from the system.

v. Print student login details

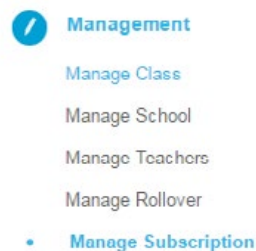
- Select the teacher of the class you wish to print login cards for using the selection box to the left of the name of the teacher.
- By selecting one teacher at a time then clicking on [Login Details](#) a PDF document will be sent to you via email, which you can then print.
- By selecting multiple teachers at a time then clicking [Login Details](#) an email will be sent to you with multiple files you can then print.

vi. Print parent letters (including parent registration instructions)

- Select the teacher of the class you wish to print parent letters for using the selection box to the left of the name of the teacher.
- By selecting one teacher at a time then clicking [Parent Letters](#) a PDF document will open ready for you to print and send home.
- By selecting multiple teachers at a time and then clicking [Parent Letters](#), a zipped folder with multiple files will open, ready for you to print and send home.
- Instructions to parents on how to register are detailed in the parent letter.

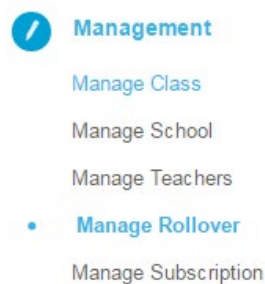
D Manage Subscription (**Subscription Coordinator ONLY**)

- Please complete the online form to renew your schools subscription to Reading Eggs before your expiry date.
- You can find the expiry date on the home page of your teacher centre.



E Manage Rollover (**Subscription Coordinator ONLY**)

- Please complete your rollover by following the instructions on this page.



3. My Account

A Edit my details

- Allows you to edit your login, password and email address.

 My Account

B Logout

- This will log you out of your teacher account.

4. Quick Links

A Read the research behind the program and why it works.

B User guides and forms which may be useful to you in your use of Reading Eggs are available here.



Quick Links

Research Reports

User guides

Subscription Order Form

Tell a Colleague

5. Support

A Contact Us

- Send us an enquiry by email customerservice@3plearning.com.au

B Live Help









- Ask us a question while online.



1. Home

A Quick student login and teacher demonstration account

- There are two ways a student can login to Reading Eggs/Eggspress. The first way (best for younger students) is explained below.
(Alternatively, students can login with their details via the website www.readingeggs.com).
- Click on [Start Reading Eggs](#) or [Start Reading Eggspress](#) depending on which program the students will be using. Then, have each student login by selecting their name.
- The last student in this list will be your teacher demo account.

		
 Sammy Stosie	 Thana Kokeinakia	 Demo Student Rebecca C
 Sammy Stosie 0	 Thana Kokeinakia 0	 Demo Student Rebecca C 120

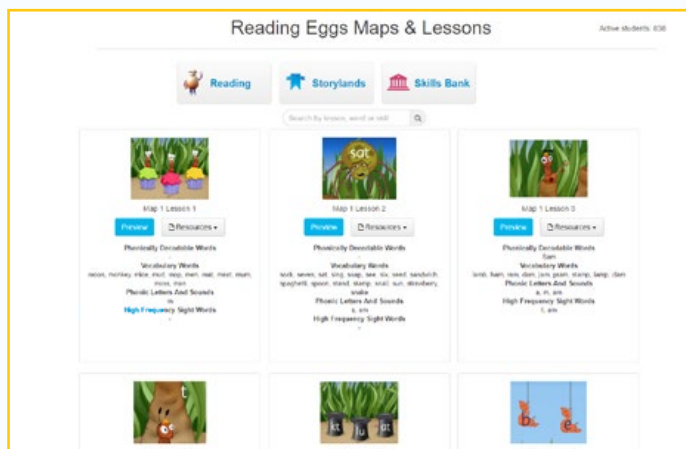


2. Reading Eggs

A Preview Lessons

i. Lessons (with some extra student/teacher resources)

- Preview lessons allows you to see what content the lessons cover and download supplementary resources.
- Use the search bar on the top right to look for particular content or use the page numbers at the bottom of the preview lessons page. These each represent a different map of the student program.



B Manage Lessons

i. Reset Placement Test or Change/Review students current levels (Individual Student)

- Click [Lessons](#) under the [Reading Eggs](#) heading on the navigation menu on the left of the screen, then select [Manage Lessons](#).
- This will list your current students and which level they are currently working on in their student centre.
- Click the [edit](#) button to the right of the name of student you wish to edit progress for.
- Update the student detail fields as required. This is where you will be able to reset their placement test or select a different starting lesson.
- Click [Save Progress](#) to confirm.

ii. Reset Placement Test or Change/Review students current levels (Multiple Students)

- Click [Lessons](#) under the [Reading Eggs](#) heading on the navigation menu on the left of the screen, then select [Manage Lessons](#).
- Click the selection box to the left of the students you wish to edit progress for.
- Click [Change Progress](#) at the top of the page.
- Select to [Reset Placement Test](#) or select a particular lesson for reading, spelling or Clinker Castle as required.
- Click [Update](#) to confirm.



C Student Stats

i. Class/student view

- Click on [Student Stats](#) in the Reports section under the Reading Eggs heading on your left hand navigation menu.
This is a brief overview of each student's Reading Eggs progress.
- For more detail about your class, click on the detailed progress buttons at the bottom of the page.

Detailed Reading Progress

Detailed Spelling Progress

- For detailed reports on each student, click on the individual student name from the Class Progress Overview. This shows a detailed report on their Reading, Skills Bank, and Driving Test scores. You can view further details by clicking on the options at the bottom of the screen.

Detailed
Reading Progress

Detailed Driving
Test Progress

Detailed
Spelling Progress

Detailed
Storylands Progress

ii. Whole Schools/Class/student view (**Subscription Coordinator ONLY**)

- Click on the [Student Stats](#) menu option for Reading Eggs on your left hand navigation menu under Reports.
This is a brief overview of each class' Reading Eggs progress.
- Select the teacher of the classes you wish to view results for.
- For more detail about a particular class, click on the detailed progress buttons at the bottom of this page.



Reports

[Student Stats](#)

Detailed Reading Progress

Detailed Spelling Progress

- For detailed reports on each student, click on the individual student name from the Class Progress Overview. This shows a detailed report on their Reading, Skills Bank, Storylands, and Driving Test scores. You can view further details by clicking on the options at the bottom of this page.

Detailed
Reading Progress

Detailed Driving
Test Progress

Detailed
Spelling Progress

Detailed
Storylands Progress



3. Reading Eggspress

A Preview Lessons

i. Lessons (with some extra student/teacher resources)

- Preview lessons allows you to see what content the lessons cover and download supplementary resources.
- Look for particular content or use the page numbers at the bottom of the preview lessons page. These will skip through the different maps and/or lessons the students are working on.



B Manage Lessons

i. Reset Placement Test or Change/Review students current levels (Individual Student)

- Click [Lessons](#) under the [Reading Eggspress](#) heading on the navigation menu on the left of the screen, then select [Manage Lessons](#).
- This will list your current students and which level they are currently working on in their student centre.
- Click the [edit](#) button to the right of the name of student you wish to edit progress for.
- Update the student detail fields as required. This is where you will be able to reset their placement test or select a different starting lesson.
- Click [Save Progress](#) to confirm.

ii. Reset Placement Test or Change/Review students current levels (Multiple Students)

- Click [Lessons](#) under the [Reading Eggspress](#) heading on the navigation menu on the left of the screen, then select [Manage Lessons](#).
- Click the selection box to the left of the students you wish to edit progress for.
- Click [Change Progress](#) at the top of the page.
- Select to [Reset Placement Test](#) or select a particular lesson as required.
- Click [Update](#) to confirm.



C Manage Assignments

i. Current Assignments

- Click [Lessons](#) under the [Reading Eggspress](#) heading on the navigation menu on the left of the screen, then select [Manage Assignments](#).
- Any assignments you have created which are still current will be displayed.

ii. Create New Assignments (Lessons or Library Books)

- Click [Lessons](#) under the [Reading Eggspress](#) heading on the navigation menu on the left of the screen, then select [Manage Assignments](#).
- Click the [Create](#) tab from the Manage Assignments screen.
- Select the students you would like to assign a task to or click the select all box at the top of the list to assign a task to all students.
- Click [Assign work](#).
- Complete fields as required.
- [Redo if completed](#) will ensure this assignment is set for the selected students even if they have previously completed the same task on their own.
- This process can be repeated to assign more than one lesson to students, at any given time.

iii. Expired Assignments/ Review Results

- To display assignments which have expired, click the [Expired](#) tab.
- Assignments which have passed their end date or which have been expired by the teacher will be listed here.
- Results for these assignments can be viewed by clicking the on the figures in the [completed](#) column within the expired tab.

Current	Create	Expired
Assignment		Completed
Book - Dinosaur Dig 16 Mar, 2015 - 25 Mar, 2015		0 / 5
Comprehension 22 - Tim's Money Tree 25 Mar, 2015 - 26 Mar, 2015		0 / 1
Comprehension 28 - Trains 25 Mar, 2015 - 26 Mar, 2015		0 / 1
Book - Break that Code 25 Mar, 2015 - 26 Mar, 2015		0 / 1
Comprehension 1 - Worm Surfing 12 May, 2015 - 25 May, 2015		1 / 1
Book - A Job at the Zoo 14 May, 2015 - 18 May, 2015		0 / 1
Comprehension 6 - Pirates 20 May, 2015 - 31 May, 2015		0 / 1



D Student Stats

i. Class/student view

- Click on [Student Stats](#) under the Reports tab for Reading Eggspress on your left hand navigation menu. Here you will find an overview of the progress of each student in your class for both the My Lessons and the English Skills Spelling sections of the student centre.

ii. Whole Schools/Class/student view (**Subscription Coordinator ONLY**)

- Click on the [Student Stats](#) under the Reports tab for Reading Eggspress on your left hand navigation menu. This is a brief overview of each class' Reading Eggspress progress.
- Select the teacher of the class you wish to view results for.

iii. Student Charts

- Click on the Student Charts menu option under the Reading Eggspress [Reports](#) heading on your left hand navigation menu.
- At the top of the page you can choose a chart date range to view student progress for a specific time period.
- You can select to view [Class Ranking](#), which displays the relative performance between students in the class. The graph sums the highest Comprehension and Spelling Lessons and presents these as a single measure of student performance.
- You can select to view [Class Progress](#), which shows how each student is progressing in their Comprehension and Spelling Lessons. The graphs show the range of lessons completed over the selected time period.
- You can select to view the [Events](#) Chart which shows the total number of completed items for each category.
- You can select to view individual [Students](#) charts.

The screenshot shows the 'Students Stats' interface. At the top left, there is a header 'Students Stats'. Below it, there is a section 'Choose a date range:' with two date pickers. The first picker is labeled 'From' and shows '01-01-2015'. The second picker is labeled 'To' and shows '18-05-2016'. To the right of the date pickers is a box titled 'Class Totals' which lists: 'Comprehension Lessons: 78', 'Spelling Lessons: 47', and 'Library Books: 4'. Below these sections is a 'Select a graph:' section with four buttons: 'Class Ranking', 'Class Progress', 'Events', and 'Students'. The 'Class Ranking' button is currently selected.



1. Teaching Resources

A K-2

Home

Teacher toolkit

K-2

3-4

5-7

Big books

Book notes

NAPLAN

Manage Class

READING EGGS

Lessons

Preview lessons

Manage lessons

Reports

Student stats

READING EGGSPRESS

Lessons

Preview lessons

Manage lessons

Manage assignments

Reports

Student stats

Student charts

Quick links

Research reports

Curriculum maps

User guides

Subscription order form

Tell a colleague

Support

K-2

Active students: 833

Phonics And Spelling

Student Worksheets

Spelling Activities

Alphabet Activities

Comprehension

Powerpoint Lessons

TARGETING COMPREHENSION

Targeting Comprehension

Grammar

Powerpoint Lessons

ADJECTIVES

Teacher Notes With Student Worksheets

Writing & Handwriting

Targeting Handwriting

Targeting Text INTERACTIVELY

Targeting Information Writing

Targeting Persuasive Writing

Targeting Imaginative Writing

Targeting English

Book 1

Posters

The alphabet

Phonics

Reading Texts

Real readers

Comprehension

Writing strategies

Spelling

Grammar

Punctuation

Speaking And Listening

- Posters you can print and place around your classroom.

- PowerPoint Lessons. Perfect for introducing a topic e.g. Adjectives.

- Interactives which contain great activities for each letter of the alphabet along with Classroom Spelling activities e.g. dot to dot, songs etc. These are perfect for projectors or Interactive White boards.

- The Targeting English Textbook for lower primary by Pascal Press is at your fingertips.

- Teacher Notes & Student Worksheets are perfect for printing. You will find Spelling worksheets that fit in with the Skills Bank Lessons, along with resources that cover a multitude of Literacy concepts.

- Targeting resources are designed to be used on Interactive Whiteboards and cover a number of different skills.



Teaching with Reading Eggs/Eggspress (cont.)

B 3-4

3-4

Active students: 833

- Home
- Teacher toolkit
 - K-2
 - 3-4**
 - 5-7
 - Big books
 - Book notes
 - NAPLAN
- Manage Class
- READING EGGS**
 - Lessons
 - Preview lessons
 - Manage lessons
 - Reports
 - Student stats
- READING EGGPRESS**
 - Lessons
 - Preview lessons
 - Manage lessons
 - Manage assignments
 - Reports
 - Student stats
 - Student charts
- Quick links
 - Research reports
 - Curriculum maps
 - User guides
 - Subscription order form
 - Tell a colleague
- Support

Phonics And Spelling

Student Worksheets

Teacher Notes With Student Worksheets

Comprehension

Powerpoint Lessons

Targeting Comprehension

Grammar

Powerpoint Lessons

Prepositions & Phrases

Teacher Notes With Student Worksheets

Writing

Targeting Information Writing

Targeting Persuasive Writing

Targeting Imaginative Writing

Text Types Teacher Notes With Student Worksheets

Targeting English

Book 1

Book 2

- PowerPoint Lessons. Perfect for introducing a topic e.g. Personal Pronouns.
- Teacher Notes & Student Worksheets are perfect for printing. You will find a number of text types with scaffolds for different audiences and purposes (e.g. Poetry, Advertisements, Expositions etc.)
- Targeting resources are designed to be used on Interactive Whiteboards and cover a number of different skills.
- The Targeting English Textbooks for middle primary by Pascal Press is at your fingertips



C 5-7

5-7

Active students: 833

- Home
- Teacher toolkit
 - K-2
 - 3-4
 - 5-7
 - Big books
 - Book notes
 - NAPLAN
- Manage Class
- READING EGGS
 - Lessons
 - Preview lessons
 - Manage lessons
 - Reports
 - Student stats
- READING EGGPRESS
 - Lessons
 - Preview lessons
 - Manage lessons
 - Manage assignments
 - Reports
 - Student stats
 - Student charts
- Quick links
 - Research reports
 - Curriculum maps
 - User guides
 - Subscription order form
 - Tell a colleague
- Support

Phonics And Spelling

Student Worksheets

Teacher Notes With Student Worksheets

Comprehension

Powerpoint Lessons

Targeting Comprehension

Grammar

Powerpoint Lessons

Teacher Notes With Student Worksheets

Writing

Targeting Information Writing

Targeting Persuasive Writing

Targeting Imaginative Writing

Text Types Teacher Notes With Student Worksheets

Targeting English

Book 1

Book 2

- PowerPoint Lessons. Perfect for introducing a topic e.g. Active and Passive Voice-Verbs.

- Teacher Notes & Student Worksheets are perfect for printing. You will find a number of text types for different points of view and perspectives and text structure. (e.g. Autobiography, Brochure, Television Transcript etc.)

- Targeting resources are designed to be used on Interactive Whiteboards and cover a number or different skills.

- The Targeting English Textbooks for middle primary by Pascal Press is at your fingertips



D Big Books

- The Big Books area covers 34 Reading Recovery Levels with over 330 books. Most of these will also have book notes and Reading Record Sheets which you will see a link to, under the title of the book on the big books page.

Home

Teacher toolkit

K-2

3-4

5-7

Big books

Book notes

NAPLAN

Manage Class

READING EGGS

Lessons

Preview lessons

Manage lessons

Reports

Student stats

READING EGGPRESS

Lessons

Preview lessons

Manage lessons

Manage assignments

Reports

Student stats

Student charts

Quick links

Research reports

Curriculum maps

User guides

Subscription order form

Tell a colleague

Support

Big books

Active students: 833

Select Level ▾

Level 1

I Love My Cat

View Book Notes

The Cat

View Book Notes

The Dog

View Book Notes

Pets

View Book Notes

The Dinosaur Egg

View Book Notes

The Dinosaur Egg

View Book Notes

Level 2

Lifting for Kids

View Book Notes

Lifting for Kids

View Book Notes

Dogs and Cats

View Book Notes

The Dog

View Book Notes

The Dinosaur Egg

View Book Notes

Lifting for Kids

View Book Notes

Level 33

Courtside

View Book Notes

Courtside

View Book Notes

Recycling

View Book Notes

Adventure

View Book Notes

Stories

View Book Notes

The Book of the Age and the Crab

View Book Notes

Level 34

Eyes on Evidence

View Book Notes

Eyes on Evidence

View Book Notes

Eyes on Evidence

View Book Notes

Eyes on Evidence

View Book Notes

Eyes on Evidence

View Book Notes

Eyes on Evidence

View Book Notes



E Book Notes & teacher access to Library

- Click on Book Notes under the heading of Teacher Toolkit on your left hand navigation menu.
- Here you will find access to the library by selecting [Go to the library](#) as well as a table where you can search for supplementary resources.
- The library has now over 2000 titles. These books are perfect to boost your resources within other subject areas with coverage of history, people and society, geography, science, health and sport.
- It contains books for all students from K – 6, Levels 0 – 34, Lexiles BR – 1680L, books which meet grade-specific text complexity demands for all students and engaging levelled questions for each book to assess reading comprehension.
- Many books in the library have dedicated book notes, chapter and book quizzes, so you can easily test your students' knowledge in particular subject areas.

The screenshot displays the Reading Eggs/Eggspress interface. On the left is a navigation menu with the following sections:

- Home**
- Teacher toolkit**
 - K-2
 - 3-4
 - 5-7
 - Big books
 - [Book notes](#)
 - NAPLAN
- Manage Class**
- READING EGGS**
 - Lessons**
 - Preview lessons
 - Manage lessons
 - Reports**
 - Student stats
- READING EGGPRESS**
 - Lessons**
 - Preview lessons
 - Manage lessons
 - Manage assignments
 - Reports**
 - Student stats
 - Student charts
- Quick links**
 - Research reports
 - Curriculum maps
 - User guides
 - Subscription order form

The main content area shows the **Book notes** section. At the top, there's a search bar and a 'Go to the library' button. Below this, there's a grid of book covers categorized by Fiction and Non-Fiction. The Fiction category includes books like 'Fantasy', 'Realistic', 'Funny', 'Mystery', 'Adventure', 'Science Fiction', 'Drama', 'Fairytales And Myths', and 'Poetry'. The Non-Fiction category includes books like 'Man of Steel', 'To Rob a Dragon', 'Catch a Dragon', 'Dino Dinner', 'Ancient Wonders', 'Animal Antics', 'Animal Talk', 'Antarctica', and 'Arachnids'.



Teaching with Reading Eggs/Eggspress (cont.)

F NAPLAN

- Click on NAPLAN under the heading of Teacher Toolkit on your left hand navigation menu.
- This contains units of work for students in year 2 to 7, designed to assist with test preparation.

The screenshot displays the NAPLAN Teacher Toolkit interface. On the left is a navigation menu with the following sections:

- Home**
- Teacher toolkit**
 - K-2
 - 3-4
 - 5-7
 - Big books
 - Book notes
 - NAPLAN**
- Manage Class**
- READING EGGS**
 - Lessons**
 - Preview lessons
 - Manage lessons
 - Reports**
 - Student stats
- READING EGGPRESS**
 - Lessons**
 - Preview lessons
 - Manage lessons
 - Manage assignments
 - Reports**
 - Student stats
 - Student charts
- Quick links**
 - Research reports
 - Curriculum maps
 - User guides
 - Subscription order form
 - Tell a colleague
- Support**

The main content area, titled "NAPLAN", shows a grid of resources for Years 2 through 7:

- Year 2**
 - Conventions Answers
 - Grammar
 - Practice Paper
 - Punctuation
 - Spelling
- Year 3**
 - Annotated Reading Questions
 - Conventions Answers
 - Grammar
 - Practice Paper
 - Practice Papers
 - Punctuation
 - Reading & Writing Answers
 - References
 - Spelling
 - Test Taking Tips
 - Writing Task Questions
- Year 4**
 - Conventions Answers
 - Grammar
 - Practice Paper
 - Punctuation
 - Spelling
- Year 5**
 - Annotated Reading Questions
 - Conventions Answers
 - Grammar
 - Practice Papers
 - Punctuation
 - Reading & Writing Answers
 - Spelling
 - Test Taking Tips
 - Writing Task Questions
- Year 6**
 - Conventions Answers
 - Grammar
 - Practice Papers
 - Punctuation
 - Spelling
 - Test Taking Tips
- Year 7**
 - Annotated Reading Questions
 - Answers
 - Grammar
 - Practice Papers
 - Practice Test
 - Punctuation
 - Reading Answers
 - Reading Practice Test
 - Spelling
 - Writing



2. Correlation chart Resources

Reading Eggs Correlation Chart

Grade	Reading Age	Map	Lessons	Lexile Level	F & P Level	RR Level
F	5-6	1	1-10	BR		
		2	11-20	BR		
		3	21-30	10L-40L	A	1
		4	31-40	40L-80L	A	1
		5	41-50	80L-140L	B	2
1	6-7	6	51-60	140L-180L	C	3-4
		7	61-70	160L-200L	D	5-6
		8	71-80	180L-220L	E	7-8
		9	81-90	200L-240L	F	9-10
		10	91-100	240L-280L	G	11-12
		11	101-110	280L-320L	H	13
		12	111-120	300L-340L	H	14

Reading Eggs (Clinker Castle) Correlation Chart

Grade	Reading Age	Map	Lessons	Lexile Level	F & P Level	RR Level
F	5-6	1	1-5	30L-70L	A, B	1-3
		2	6-10	70L-150L	C, D	3-5
1	6-7	3	11-15	150L-250L	D, E	6-8
		4	16-20	200L-310L	E, F	8-10

Reading Eggspress Correlation Chart

Grade	Reading Age	Map	Lessons	Lexile Level	F & P Level	RR Level
1	6-7	1	1-5	180L-270L	E, F	8-10
		2	6-10	190L-260L	E, F	8-10
		3	11-15	250L-340L	F, G, H, I	10-15
		4	16-20	250L-430L	F, G, H, I	10-15
2	7-8	5	21-25	330L-435L	I, J	15-18
		6	26-30	460L-675L	I, J	15-18
		7	31-35	370L-520L	K, L	19-20
		8	36-40	420L-670L	K, L	19-20
		9	41-46	380L-670L	M	21
		10	46-50	390L-670L	M	21
		11	51-55	380L-670L	M	22
		12	56-60	600L-710L	M	22
3	8-9	13	61-65	450L-600L	N	23
		14	66-70	630L-710L	N	23
		15	71-75	450L-660L	N	23
		16	76-80	700L-770L	N	23
		17	81-85	490L-700L	O	24
		18	86-90	620L-750L	O	24
		19	91-95	520L-710L	O	24
		20	96-100	630L-790L	O	24
4	9-10	21	101-105	670L-720L	P	25
		22	106-110	740L-830L	P	25
		23	111-115	440L-830L	Q	25-26
		24	116-120	740L-920L	Q	25-26
		25	121-125	580L-760L	S	26
		26	126-130	760L-900L	S	26
		27	131-135	600L-830L	T	27
		28	136-140	780L-910L	T	27



Teaching with Reading Eggs/Eggspress (cont.)

Reading Eggspress Correlation Chart

Grade	Reading Age	Map	Lessons	Lexile Level	F & P Level	RR Level
5	10-11	29	141-145	600L-850L	T	27
		30	146-150	840L-940L	T	27
		31	151-155	640L-900L	U	28
		32	156-160	600L-1010L	U	28
		33	161-165	650L-860L	V	28-29
		34	166-170	900L-1090L	V	28-29
		35	171-175	620L-880L	W	29
		36	176-180	900-980L	W	29
6	11-12	37	181-185	640L-1000L	X	29-30
		38	186-190	880L-1040L	X	29-30
		39	191-195	640L-1000L	Y	30
		40	196-200	800L-1140L	Y	30
		41	201-205	640L-1020L	Z	31-32
		42	206-210	920L-1090L	Z	31-32
		43	211-215	780L-1150L	Z	33-34
		44	216-220	980L-1180L	Z	33-34



Understanding how students use Reading Eggs/Eggspress

1. Reading Eggs

i. Logging on

- Students must go to www.readingeggs.com and login with their username and password. They will then need to select **Enter** for Reading Eggs.



ii. Sitting the placement test

- The first time a student logs into Reading Eggs they are required to do a placement test.
- The placement test will place the student on the appropriate reading lesson.
- They will need sound enabled to complete the test.



Understanding how students use Reading Eggs/Eggpress (cont.)

iii. Student Centre

• Reading Eggs Student Navigation

Next to the map is the student navigation bar. It shows the various places students can visit within Reading Eggs. Reading Eggs keeps students motivated by rewarding them along their journey. Children can see which lesson they are up to and check how many Golden Eggs they have in their Egg Bank. This number indicates the lesson level.



My Lesson

This is the core of the program - the reading lessons.




Play

This room consists of seven sections with over 120 fun and exciting activities.



House

Each child can visit their house and find all their belongings, including any critters collected, and Story Factory stories they have submitted sitting on their bookshelf. This is available after lesson 10.




Awards

This is where your awards are shown on your trophy shelf.



Critters

After each lesson, children are rewarded with a great new ABC Reading Eggs critter to add to their zoo.




Shop

This is where your students can change the look of their avatar and house by purchasing accessories with their Golden Eggs. The shop is available after lesson 6 is completed.




Story Factory

This section opens up a world of story writing with a weekly story writing competition. A student can access the Story Factory after they complete lesson 10.



Puzzles

Students complete word puzzles and practice sight word recognition whilst being rewarded with Golden Eggs! Puzzles are available after lesson 40 is completed.



Games

Students can earn Golden Eggs for completing reading activities. These stack up in the Egg Bank and they can use them to play games. This can be accessed after students' complete lesson 5.




Storylands

These 20 lessons contain 140 activities that cover Emergent and Early reading levels 1-10 and build reading, vocabulary and comprehension skills in the land of Clinker Castle. Storylands is available after lesson 60.



Driving Tests

This section consists of tests covering sight words, phonic skills and content-area vocabulary. When a student successfully completes a test, they are rewarded with a racing car game. Driving Tests can be accessed after lesson 40 is completed. You can see your students' progress in [Student Stats](#).




Songs

This is where you can access all of the fantastic songs from within the Reading Eggs lessons, all in one fun spot.




Spelling

This section focuses on building students' skills in spelling. To access this area, students must have completed reading lesson 40. You can always see your students' progress in [Student Stats](#).



My Program

The My Program feature provides more than 350 fiction and nonfiction books that match each students' reading level!



Bye

Make sure you log out after each session!



Understanding how students use Reading Eggs/Eggspress (cont.)

iv. Reading Eggs Lesson Overview

Step 1 • Starting Out - Map 1				
Lesson	Phonic Letters And Sounds	Phonically Decodable Words	High Frequency Sight Words	Vocabulary Words
Lesson 1	m			moon, monkey, mice, mud, mop, men, mat, meat, mum, moss, man
Lesson 2	s, am			sock, seven, sat, sing, soap, see, six, seed, sandwich, spaghetti, spoon, stand, stamp, snail, sun, strawberry, snake
Lesson 3	a, m, am	Sam	I, am	lamb, ham, ram, dam, jam, pram, stamp, lamp, clam
Lesson 4	t			tent, toe, turtle, table, teeth, triangle, train, tractor, tap, tomato, tooth, teepee, three, tv, ticket, toy, top, tiger
Lesson 5	a, t, at	bat, cat, fat, pat, rat, sat, mat, hat	at, a	
Lesson 6	b			bread, bag, balloon, bell, book, bone, bath, baby, bear, bee, bank
Lesson 7	c			coat, clam, cap, can, cow, cup, car, crab, camel, cry, cupboard, camera, cheese, cheek, carrot, corn, can
Lesson 8	f, at	cat, bat, fat, mat, sat		fish, fly, foot, feather, frog, flower, fire, fox, football
Lesson 9	a, m, t, at	am, Sam, cat, bat, fat, mat	I, a	apple, astronaut, ankle, ambulance, ant, alien, arrow
Lesson 10	a, b, c, f, i m, s, t, l, am, at, ap	am, Sam, at, bat, cat, fat, mat, sat	I, am, at, a	
Step 1 • Starting Out - Map 2				
Lesson	Phonic Letters And Sounds	Phonically Decodable Words	High Frequency Sight Words	Vocabulary Words
Lesson 11	n		I	nurse, nail, nose, nest, needle, nut, net, nine
Lesson 12	p, am	pig, pot, pat	am	pencil, peach, peanut, potato, pig, pie, pear, pea, pan, plate, pen
Lesson 13	a, p, ap	Sam, pats, cat, bat, zap, map, cap, tap		
Lesson 14	h	hat, ham		hole, hammer, heart, hair, horse, helmet, head, hamburger, hat, hive
Lesson 15	r	part		rice, raspberry, robot, rose, rabbit, raft, radio, ring, rope, rug, ruler
Lesson 16	a, n, an	ran, fan, bat	man, can	fan, man, can, ran, van, pan, hand, stand, dance
Lesson 17	z	zap		zero, zebra, zigzag, zucchini, zoom, zip, zoo, zap
Lesson 18	e, ee	bee, tree, see, seed, weed, Zee, three	see	Queen, teepee, sheep, cheese, cheek, knee, tree, three, weed, see, bee, leek, seed
Lesson 19		Sam, can, see, man, fan, pan, tap, cap, hat, bat, cat	see, the, I, can, man	man, fan, pan, tap, cap, hat, bat, can, cat
Lesson 20	n, p, h, r, z, ap, an, ee	see, can, hat, man	see, the, can, man	bat, bee, cat
Step 1 • Starting Out - Map 3				
Lesson	Phonic Letters And Sounds	Phonically Decodable Words	High Frequency Sight Words	Vocabulary Words
Lesson 21	v	van		vegetables, violin, vase, van, vest, vulture, vacuum, volcano, vet
Lesson 22		see, ant, band, rat, hat, sand, hand, land	and, see, the	land, band, hand, sand
Lesson 23	d	Dan, dad		dragon, dice, domino, dolphin, dance, dog, doll, door, duck, dinosaur, doctor, dragonfly
Lesson 24		can, see, rat, cat, hat	in, had, I, can, see, the	
Lesson 25	j	jam, jet, jug		juice, jacket, jelly, juggle, jet, jug, jump, jam, jellybeans, jeans, jar
Lesson 26	ad	ants	had	sad, dad, pad, bad, mad, had, ants, cats, flower, rat, bee
Lesson 27	o			olive, otter, oven, octopus, onion, oar, ostrich, orange, oil
Lesson 28	is	good, cap, bee, ant, bad, sad, has, cap, bat	is, good, a, has	
Lesson 29	on	zap, mat, sat, and, is, bee	on, the, and, is, a	jet, apple, octopus, dog, bee
Lesson 30	q			queen, quail, queue, quiet, quarters, quilt, quack



Understanding how students use Reading Eggs/Eggspress (cont.)

Step 1 • Starting Out - Map 4

Lesson	Phonic Letters And Sounds	Phonically Decodable Words	High Frequency Sight Words	Vocabulary Words
Lesson 31	g	pig, jam		ghost, goose, garbage, glasses, goldfish, guitar, glue, grape, glove, goat
Lesson 32	l	lap, lad		ladder, lock, light, lemon, lamp, lollipop, lamb, leaf, lizard, ladybird
Lesson 33		cat, sat, tap, can, jam	he, she	can, jam, cat, sat, tap, can
Lesson 34	k			koala, kennel, king, kiss, kangaroo, kite, key, kitten
Lesson 35		cat, bat, mat, hat, can, map	as, has	cat, mat, bat, hat
Lesson 36	y		had	yoyo, yellow, yuck, year, yell, yawn, yacht, yoghurt, yolk, yeti
Lesson 37		hat, cat, ant, man, van, map, has, and, bat, Dan	yes, you, has, a, and	
Lesson 38	x	box		wax, box, mix, mixer, taxi, xray, exit, six
Lesson 39	w	wing, zip, bee		wax, web, woman, whale, whistle, worm, wand, water, windmill
Lesson 40	am, at, an, ag, ad	van, sad, dam, zap, hat, man, gap, ran, jam, bat, pad, ham, ram, fish, cat, can, see, hid, in, tin, sits	he, she, as, has, yes, you, man, the, can, see, in	

Step 2 • Beginning to Read - Map 5

Lesson	Phonic Letters And Sounds	Phonically Decodable Words	High Frequency Sight Words	Vocabulary Words
Lesson 41	u	fun		ugly, untidy, unwrap, unhappy, unlock, unicorn, underground, underwater, umbrella
Lesson 42	Alphabet	cat, mat, rat, ham, map, tap, hat, gap, zap	words	words
Lesson 43	id	hid, lid, kid, sid, did, bin	has	
Lesson 44	ix	six, fix, mix, tin, win, pin, fin, din, ring	in, him	rabbits, birds, pigs, red, blue
Lesson 45	it	hit, sit, bit, fit, spin, swing, lit, pit, wit	it	stand
Lesson 46	ig	big, wig, dig, fig, gig, pig, rig	like, said	castle, Queen, throne, dress, horse, crown
Lesson 47		wag	this	
Lesson 48	ip	lip, zip, pip, rip, dip, hip, nip, sip, tip	little, black, blue	blue, pink, black, big, little
Lesson 49	ill	hill, will, sill, pill, bill, kill, till, mill, dill, fill, gill, jill		
Lesson 50	ing	king, ring, sing, wing	bird, two, cannot	two

Step 2 • Beginning to Read - Map 6

Lesson	Phonic Letters And Sounds	Phonically Decodable Words	High Frequency Sight Words	Vocabulary Words
Lesson 51		pink	go, by	pigs, bees
Lesson 52	ot	cot, dot, hot, pot, lot, got, jot, rot, not	look, got	seagull, turtle, mermaid, dolphin, ship, whale
Lesson 53	og	dog, log, fog, cog, bog, hog, jog, rock, sock, shop		frog, rock
Lesson 54	op	cop, hop, mop, pop, top, shop, stop	play	playground
Lesson 55		lots		popcorn, hotdog
Lesson 56		not	are, happy, said, not	yellow, red, happy
Lesson 57			his, her, we	Queen, King, Princess, Prince, Knight, Lady, game, crown, bone
Lesson 58	od	fox, cod, rod, nod, god, pod, dock, lock, clock, boxes		
Lesson 59	ox, y, at, the, end	puppy, muddy, bossy, messy, silly, sorry	very	bear, mouse, juggler
Lesson 60	ock	clock, dock, rock	words	words, bossy, silly, jolly, messy



Understanding how students use Reading Eggs/Eggspres (cont.)

Step 2 • Beginning to Read - Map 7

Lesson	Phonic Letters And Sounds	Phonically Decodable Words	High Frequency Sight Words	Vocabulary Words
Lesson 61			me, be	climb, eat, draw, sleep, laugh, read, kick, jump
Lesson 62	ut, up	cup, pup, cut, up, but, gut, hut, jut, nut, put	three, green	balloons, green, three
Lesson 63	un, ug	bug, dug, hug, jug, mug, rug, tug, bun, sun, fun, gun, pun, run		skip, tips
Lesson 64	uck	muck, duck, fluffy, luck, mud, bud	to	duck, sun
Lesson 65	uck	fluff, truck, puck, tuck, yuck		rat, tiger, fox, drive
Lesson 66			there, that, this	hello, mountain, branch, leaf, forest
Lesson 67			have	eyes, nose, hair, chin, ears, mouth
Lesson 68			they	legs, one, two, four
Lesson 69		jump	do	swim, fly, grin
Lesson 70	us	bus		bus

Step 2 • Beginning to Read - Map 8

Lesson	Phonic Letters And Sounds	Phonically Decodable Words	High Frequency Sight Words	Vocabulary Words
Lesson 71			come, my, here, goes, day	table, plate, chair, people, food, band, day
Lesson 72	e, eg, ing	egg, jumping, banging, cracking, rolling	baby	dinosaur, egg, breaking
Lesson 73	ed	bed, fed, wed, red, led, ted		
Lesson 74	en, et	pet, bet, get, jet, met, set, vet, wet, yet, den, pen, hen, ten, when, men, zen	where	
Lesson 75			where, when, down, up, go	coming, now, ladder
Lesson 76	eg	leg, beg, keg, peg, peck		
Lesson 77			who, lives, here, into	monkey, butterfly, animals, bird, elephant
Lesson 78			what	wing, tail, spikes, fire, claws, dragon
Lesson 79	ell	bell, tell, yell, fell, well, shell, sell, hell	who, what, where	numbers
Lesson 80			seven	birthday, seven, party

Step 3 • Building Confidence - Map 9

Lesson	Phonic Letters And Sounds	Phonically Decodable Words	High Frequency Sight Words	Vocabulary Words
Lesson 81	short vowels	pen, pig, leg, log, mug, mop, hat, hug, bed, box	have, with, what, you	touch, taste, hear, see, smell, tongue
Lesson 82	ie, ile	pie, tie, lie, smile, crocodile	going, where, want	shop, peach, plum, pie
Lesson 83	ie, ine, ike	lie, line, mine, like, hike	shoe, car, table	mother, father, sister, brother, family, parents, homework
Lesson 84	ine, ide, ike	dine, pine, fine, spine, shrine	too, off, over, this	bike, track, crash, ride, fall
Lesson 85	sh	shell, shop, sheep, ship, shed	shop, bike	shark, shirt, shoes
Lesson 86	sh	shelley, sheep, shop, shopping	buy, tried, these, new	shiny, short, laces, shoes
Lesson 87	long i	kite, bite, bike, hike, hide, ride	white, nine, girl, boy	hot, cold, wet, dry, big, little, happy, sad
Lesson 88	ch	chat, chick, cheese, chin, chips, chest	says, ask, why	shopping, cheeky, cheeping, chimp
Lesson 89	th	throw, thanks, thin, that, thud, thick, thorn, think	none, two, stayed, home	cupboard, fridge, supermarket, chocolate, roastbeef, sandwich
Lesson 90	ch	chimp, chicken, cheese, chilli	these, made, together	cherries, chillies, chocolate, chomp



Understanding how students use Reading Eggs/Eggspres (cont.)

Step 3 • Building Confidence - Map 10

Lesson	Phonic Letters And Sounds	Phonically Decodable Words	High Frequency Sight Words	Vocabulary Words
Lesson 91	soft c	city, celery, cement, bicycle, park, shark, dark, bark	one, two, three, four, five	city, celery, bicycle, circus, circle, cement
Lesson 92	ice	mice, rice, dice, slice, line, bike, nine, fine, lime, vine	fly, look, white, fine, nine	football, shoelace, sandbox, lighthouse
Lesson 93	soft g	cage, page, sage, stage, rage	today, park, Saturday	gelato, giraffe, magic, gem, magic, giant, cement
Lesson 94	ake	cake, lake, rake, bake, take, snake, shake, make, wake	snake, giraffe, wheel, shark	rooster, duck
Lesson 95	long a, ane	cane, mane, lane, plane, cage, ape, game	flew, bowl, brother, everywhere, what, about, another	icing, pour, slice, bake
Lesson 96	ace	space, lace, face	clouds, sky, stars, above	night, stars, switch, count
Lesson 97	vowels	life, space	hours, outside, white, purple, yellow, orange	exercise, check, straw, spacesuit, photo, astronaut, music
Lesson 98	long vowel words	make, snake, five, ape	these, out, eight, blue	dough, paper, cardboard, paint, glue, puppet, pipelcleaner, spider, butterfly
Lesson 99	y on the end	itchy, hairy, floppy, rusty, party, creepy	sleep, party, work, easy, flew, plane, high	circus, escapes, bendy, works, cage
Lesson 100		five, mice, cage	up, down, night, day, in, out, five, nine, eight	awake, asleep, full, empty, kitten, astronaut, circus

Step 3 • Building Confidence - Map 11

Lesson	Phonic Letters And Sounds	Phonically Decodable Words	High Frequency Sight Words	Vocabulary Words
Lesson 101	oo	cook, book, wool, foot, look, took	book, look, took, delicious, excited	dressed, chocolate, icing, cream, delicious, contest, winner
Lesson 102	oo	roof, zoo, noon, moon, cool, spoon, pool, hoop, wood, baboon	said, here, took, who, foot	cockatoo, coop, moose, cocoon, kangaroo, raccoon, baboon
Lesson 103	ole	pole, sole, mole, hole, stole, woke, poke, joke, bone, stone, cone	ground, phone, own, down, wrong	wombat, ground, kangaroo, mole, phone, poke
Lesson 104	long o, e sounds	rode, code, vote, rose, boat, coat, goat, float	boat, together, through, behind, tiny, suddenly	tadpole, flagpole, tangled, seaweed, wavy, molehill, bubbly, foam
Lesson 105	blends	frog, clam, slam, swam, grub, crab, plug, grab, slug, shell	friends, open, swam, his, eat	clam, slug, tram, phone
Lesson 106	blends	crab, clam, frog, fly, green, trunk, lunch, crash, tree	hungry, green, happy, blue, tree	wombat, crash, butterfly, grotty, hungry
Lesson 107	ea	pea, seal, leaf, dream, peach, beach, beast, eat, peace	leaf, down, asleep, nice, light, blue, eat	peace, sitting, scary, beast, dream, badger
Lesson 108	long u words	cube, flute, tune, duke, June, tube	worried, choose, teeth, ears	worried, perfect, flute, choose, tongue, hedgehog
Lesson 109	er	helper, brother, sister, cleaner, badger, bigger, better	brother, sister, bigger, better, anything, clean	plumber, builder, cleaner, garden, leaky
Lesson 110	blends	strong, pretty, dry, crunchy, glossy, flower, ground, cloud, drank	flower, ground, cloud, drank, white, brown, grey	crunchy, glossy, wept, squishy, weak, cloud, pretty, adjectives

Step 3 • Building Confidence - Map 12

Lesson	Phonic Letters And Sounds	Phonically Decodable Words	High Frequency Sight Words	Vocabulary Words
Lesson 111	blends	wanted, trip, crashed, stuck, three	crab, track, truck, back, tree, crack	happy, boat, leaf, clock
Lesson 112	syllables	exercise, somewhere, drink, growing, eaten	healthy, water, food, clothes, sleep, home	keeping, drinking, sunlight, flamingo, elephant, beetle
Lesson 113	end blends	flamingo, rabbit, duckling, stamp, thump	skunk, pink, milk, sink, drink, stink, blink	stinky, wanted, running, wants, spider, keeping
Lesson 114	oa	flowers, raincoat, house	oats, coast, road, toast, soap, float	waterfall, picture, thunderstorm, houseboat, tophat
Lesson 115	ir	sunlight, seedling, warm, leaf	soil, grow, water, dirt, shirt, skirt, flirt, flower	cattfight, flowerpot, fingernail
Lesson 116	igh	moonlight, goodnight, sandpaper, icecube, caring	night, light, bright, sight, right	monkey, kangaroo, family, forest
Lesson 117	nouns	raincoat, coast, better, bathroom, friends	thorn, toast, chew, roar, caught, loudly	shirt, goat
Lesson 118	or	boots, long pants, jumper, coat, cloudy	score, wore, store, shore, shorts	windy, snow, sunny, rainy, horse, popcorn, knight
Lesson 119	verbs	remember, imagine, insect, sideways, flap	pounce, glide, wriggle, sneeze	whistle, squeal, swoop, scuttle, scared
Lesson 120	ay	their, apple, spelling, feet, crabs	stay, day, okay, way, boat, pink, truck	library, cling, eight, walk

Understanding how students use Reading Eggs/Eggspress (cont.)

V. Reading Eggs Spelling Lessons

Reception Levels A-D Lessons 1-32			
Level A - Ants			
Lessons	Focus sound words	High frequency sight words	Challenge
Lesson 1	sat mat cat bat fat hat rat	a at it	flat that
Lesson 2	tap map cap nap ram jam ham	am as has	clap pram
Lesson 3	sad mad bad dad pad lad pads	an and had	glad add
Lesson 4	bag sag rag fan ran tan man	the to in	flag than
Lesson 5	as has gas grab cab lab crab	no me is	able table
Lesson 6	bed fed red wed peg beg legs	my he go	shed egg
Lesson 7	ten men pen wet net met vet	get for went	then when
Lesson 8	mats cats maps bags pets hens beds	we if of	crabs sheds
Level B - Butterflies			
Lessons	Focus sound words	High frequency sight words	Challenge
Lesson 9	big pig rig wig dig fig jig	his him you	twig wigs
Lesson 10	kid hid lid did bit sit hit	it they she	grit fits
Lesson 11	bin tin pin win tip sip rip	said that all	drip hint
Lesson 12	fix six mix mixer tax fax wax	with are her	axe sixty
Lesson 13	rob job sob dog bog fog logs	what out on	frog trod
Lesson 14	box fox top cop hop mop pop	there this have	chop stop
Lesson 15	cod nod pod rod cot pot hot	come some not	spot dotty
Lesson 16	lids hits pots wigs lips hips frogs	but be like	boxes ships
Level C - Cats			
Lessons	Focus sound words	High frequency sight words	Challenge
Lesson 17	bug dug hug jug mug rug tug	then one do	plug slug
Lesson 18	gum hum sum but nut cut put	were them me	drum bump
Lesson 19	bun fun run sun nun bud mud	down dad when	thud hung
Lesson 20	pup cup bus cub tub rub club	up see come	grub dust
Lesson 21	mugs rods dots tugs nuts suns drums	will into from	buses spots
Lesson 22	plan plot plop plum plus plug plant	she play get	pluck plump
Lesson 23	skip skin skid disk risk tusk ask	just now came	skunk skill
Lesson 24	back neck sick duck rock lock muck	got their your	clock stick
Level D - Dogs			
Lessons	Focus sound words	High frequency sight words	Challenge
Lesson 25	bug dug hug jug mug rug tug	could house too	salt raft
Lesson 26	camp damp lamp went sent bent tent	was old by	spent stamp
Lesson 27	bill fill will pill hill mill chill	day made make	until pillow
Lesson 28	book cook took look hook pool cool	time shine away	school shook
Lesson 29	boot hoot loot root foot room zoom	called here off	broom shoot
Lesson 30	bump jump dump pump hump lump thump	saw help mrs	stump crumple
Lesson 31	plugs casks lumps ducks feed rents hoops	mr going see	schools stacks
Lesson 32	helper hooter never father longer singer harder	very children about	summer mother



Understanding how students use Reading Eggs/Eggspress (cont.)

Year 1 | Levels E-H | Lessons 33-64

Level E - Elephants

Lessons	Focus sound words	High frequency sight words	Challenge
Lesson 33	dog bat fed lip hop rug as	am but can	banana tomato
Lesson 34	chat chin chop ship shop shut are	much ask get	chapter shopping
Lesson 35	them thin thud what whip when where	which both that	thunder whisper
Lesson 36	blob blot blush clap click club wash	cut did got	blocked clashing
Lesson 37	flag flip gloss glad slip slug an	at big him	flatten slippery
Lesson 38	brag brick brush crab crisp crop brown	had has got	bridge cricket
Lesson 39	grab grin grub frill frog fresh from	green grow always	grandmother friend
Lesson 40	drag dress drop trap trip trot let	not of then	dragonfly traffic

Level F - Fish

Lessons	Focus sound words	High frequency sight words	Challenge
Lesson 41	step stick stop scab scar scarf	or put pull on	stereo scalp
Lesson 42	smell smack snap snip spot spin	that red run ran	smudge snuggle
Lesson 43	swam swim swung twig twin twist	went upon us ten	swarm twelfth
Lesson 44	bake cake late mate same name ate	came made make	fireplace surface
Lesson 45	line mine mice dice bite kite five	like ride white	excite fireworks
Lesson 46	note vote hole pole bone cone those	well will with	whole phone
Lesson 47	tube cube cute flute june tune use	be eat her	excuse refuse
Lesson 48	make pipe rope tune fire like	come live open him	athlete envelope

Level G - Goats

Lessons	Focus sound words	High frequency sight words	Challenge
Lesson 49	rain pain paid play tray stay	away say today again	against raise
Lesson 50	keep tree week sunny happy only	we been funny he	somebody queen
Lesson 51	eve niece field chief brief thief	these about find here	mischief handkerchief
Lesson 52	pie cried tried fly try dry by	my four gave	quiet myself
Lesson 53	sigh high night fight might light	never seven new myself	alright tonight
Lesson 54	toe hoe woe show slow grow goes	buy no know	follow hollow
Lesson 55	oat coat road toad soap foam	out said some look	throat coast
Lesson 56	glue clue blue few stew crew	read soon wish who	cruel nephew

Level H - Hippos

Lessons	Focus sound words	High frequency sight words	Challenge
Lesson 57	mess hiss grass call tell shell all	shall fall full	address meatball
Lesson 58	buzz jazz frizz off huff fluff cliff	sniff write yellow	three puzzle
Lesson 59	pack sock clock long song bring thing	black going pick	attack wrong
Lesson 60	help yelp gulp fast chest frost first	best just must	forecast ghost
Lesson 61	send spend pond bent dent blunt	want too they people	husband elephant
Lesson 62	card cart barn farm star shark	pretty little over very	further beggar
Lesson 63	fir bird dirt shirt skirt first	eight right their could	thirsty squirt
Lesson 64	tubes notes girls parks boats lights	clean please together because	satellites barbecues



Understanding how students use Reading Eggs/Eggspress (cont.)

Year 2 | Levels I-L | Lessons 65-96

Level I - Iguanas

Lessons	Focus sound words	High frequency sight words	Challenge
Lesson 65	scrap screw scrub splat split splash	things eat two long	scruffy splinter
Lesson 66	spray bloom sprint shoulder strip string	want over where away	sprain struggle
Lesson 67	three threw thrill shrug shrub shrink	there think that's through	thread shriek
Lesson 68	quit quiz quack quick quiet queen	who didn't want home	equal squid
Lesson 69	camp bump stamp held sold world	our play take stop	field build
Lesson 70	elm film helm belt melt salt	find been must well	pain fault
Lesson 71	lunch pinch bench ankle uncle table little	these next people	eagle candle
Lesson 72	better cuddle dinner rabbit puppet summer pulled	stopped carry yellow	smuggle address

Level J - Jaguars

Lessons	Focus sound words	High frequency sight words	Challenge
Lesson 73	nature capture mixture catch pitch stitch	need many ever first	creature scratchy
Lesson 74	here severe steer cheer sheer place	great why valley let's	mystery sphere
Lesson 75	there where pear bear care scare	room three green soon	sphere career
Lesson 76	call walk talk four pour court	still inside under small	tear square
Lesson 77	paw draw straw caught taught naughty laugh	laughed thing lived	always fourth
Lesson 78	could would should pull brush thrust couldn't	wouldn't shouldn't much	daughter gnaw
Lesson 79	earth early word world fern stern water	were shout round	cushion mushroom
Lesson 80	brown tower allow loud sound found	mouse house around down	eyebrow doubt

Level K - Kangaroos

Lessons	Focus sound words	High frequency sight words	Challenge
Lesson 81	happy only scary money monkey donkey chimney	floppy really every	search suddenly
Lesson 82	walk talk chalk fork cork stork than	best wind wish than	artwork beanstalk
Lesson 83	city acid cymbal celery silly singing once	most he's liked	icicle simple
Lesson 84	cent succeed cell cellar cycle cyclone	miss each which town	exercise celebrate
Lesson 85	carry copy close cream cloud cuddle can't	cried across cold	couple cushion
Lesson 86	germ cage huge angel giant gentle magic	head work lots	giraffe engine
Lesson 87	grin slug shrug guess goat dragon good	going again began	gleaming gigantic
Lesson 88	wrist written witch watch knee knife	garden grandfather dragon gave	wrinkle knight

Level L - Leopards

Lessons	Focus sound words	High frequency sight words	Challenge
Lesson 89	word worm work worse world worry	gone night boat school	workout worthy
Lesson 90	herb germ nerve perch verse swerve after	other never another	answer prefer
Lesson 91	form sort short thorn stork torch narrator	before horse along	corner uniform
Lesson 92	burning starting throwing shouting seeing drawing coming	looking morning something	returning watering
Lesson 93	hopping running chatting sitting shopping dropping going	walking anything nothing	knitting stunning
Lesson 94	unblock uncut unfold dislike unfair disagree	because please right different	disabled disease
Lesson 95	giants knees dragons monkeys angels cymbals friends	windows mothers animals	giraffes knights
Lesson 96	foxes brushes fish churches watches witches clothes	everyone thought shouted	princesses tomatoes



Understanding how students use Reading Eggs/Eggspres (cont.)

Vi. Driving Test charts

Sight words	
Test Number	Words
1	I am at a see the can man and in had is good on he she yes you of was
2	for has in him it like said this little but all so bird then cannot go by look got play
3	are happy some not his her we very me be three green to there that one have they do us
4	went out come my here goes day baby where when down up call who lives box into what as no
5	put party mother get duck word coming dad eyes sleep with going want car will them too off over were
6	back from children try these new white just girl boy say ask why black stay home two made together now
7	came about their people your could house old time I'm if help saw make an water away how did or
8	would took school think didn't know eat food our take after find more tree other way been stop must door
9	thought right shout sea began everyone never first gave soon night small still may something need work next found head
10	every around only many much told another great cried keep room last because even before mother each its different which
11	father inside any under snow air friend dark than across gone hard really please thing use name those always number
12	been know birthday Mr Mrs long again give stand animals upon book morning year none left write should woman walk
13	often five read can't today o'clock don't does yesterday tomorrow family street doctor afternoon beautiful question I'll love push high
14	leave bring month summer winter oil pull laugh part answer horse important annoy point cloud photo suddenly coming graph quiet
15	paragraph though emergency ground through enough describe twinkle hundred country between instead respect forward nowhere handwriting solution magazine everywhere punctuation
Content Words	
Test number and name	Words
1 - Number words to 10	one two three four five six seven eight nine ten
2 - Colours and shapes	red blue yellow orange green brown purple white black rectangle square pentagon black circle oval green triangle
3 - Number words to 20	six eight nine one two eleven twelve thirteen fourteen fifteen sixteen seventeen eighteen nineteen twenty
4 - Clothes	shirt skirt pants jeans singlet jumper jacket hat scarf boots shoes socks shorts raincoat sunglasses dress
5 - Day and night	today Monday week Thursday sunset night Wednesday tomorrow midday Saturday sunrise goodnight afternoon midnight morning Tuesday yesterday Friday evening Sunday
6 - Fruit	apple orange plum peach banana lime lemon cherry mango grapefruit melon watermelon rockmelon grapes
7 - Months	January February March April May June July August September October November December month year
8 - Family	family sister mother father brother uncle son daughter cousin niece aunt nephew grandfather grandmother grandson granddaughter stepson half sister husband wife wedding
9 - Food	breakfast vegetables sandwich dinner drink meat bread cereal rice lunch noodles sushi chicken dessert fruit fish juice pasta ice-cream beef
10 - Number words to 100 and Ordinal numbers	twenty thirty hundred fifth first fifty eighty seventh forty tenth eighty sixty seventy second ninth sixth ninety thirty eighth third
11 - Vegetables	cabbage tomato celery potato leek broccoli cauliflower brussel sprouts pumpkin onion carrot parsnip squash capsicum lettuce
12 - House	bedroom bathroom kitchen garden backyard fence gate hall floor wall roof ceiling light switch rug carpet wood brick home apartment wardrobe
13 - Kitchen	cupboard sink drawer dishwasher knife fork spoon teaspoon bowl plate stove oven toaster kettle pantry fridge table saucepan frypan mixer
14 - Bathroom	shampoo soap toilet bath towel shower tap flush tiles mirror wash door window water bottle
15 - Places	street house road lane park pool playground highway hill valley school shops butcher baker supermarket crossing traffic lights oval playing field hospital



Understanding how students use Reading Eggs/Eggspres (cont.)

Letters and Sounds	
Test Number	Words
1	Alphabet letter sounds
2	Capital and lower case letters
3	Initial letter sounds in words
4	Final letter sounds in words
5	Three-letter, short vowel words
6	Choosing the correct middle, short-vowel sound in 3 and 4-letter words
7	Missing letters and sounds in short vowel words
8	Simple rhyming words
9	Two-letter blends
10	Digraphs — sh, ch and th
11	Long-vowel words
12	Soft c and g words
13	Harder rhyming words
14	Simple plurals
15	Multi-syllable words

Vii. Storylands: Clinker Castle

Lesson #	Title	Reading Level	Word Count	High frequency/ slightwords	vocabulary	Building Vocabulary	Comprehension	Visual Discrimination	Following Instructions	Sequencing	Summarising	Labelling	Drawing Conclusions	Classifying
Map - 1														
1	What's in the Lake?	1	31	a, an, can, I, see	tail, spikes, fire, eye, claws, lake	•	•					•		•
2	A Royal Picnic	1	28	come, day, goes, here, people, the, there	tables, chairs, plates, band, food, people	•	•	•		•	•			
3	The Queen's Big Quest	2	40	had, she, the, to	crown, throne, castle, King, Queen	•	•		•			•	•	
4	The Shining Knight	2	60	comes, for, he, his, is, it, the, they, too	knight, chest, sparkle, battle, helmet, shield, sword	•	•			•	•	•		
5	Royal Favourites	3	71	can, find, he, her, his, it, likes, she, the, them very, when	tiara, lady,	•	•	•			•			•
Map - 2														
6	The Royal Message	3	60	a, gave, the, to, said, what	message, invited, news, excellent, party	•	•			•		•		
7	The Naughty Prince	4	90	A, and, had, happy, her, him, in, it, not, the, to, up, was	dungeon, tower	•	•			•			•	
8	Shopping	4	86	and, come, family, his, lots, my, of, the, they, use, went	animals, gold, clothes, arrows, food, fish, shops, shopping	•	•			•		•	•	
9	The Forgetful Princess	5	68	and, had, her, in, on, she, take, the, then, to, was, where, which	woods, stable, path, passage, remember	•	•	•	•	•		•		•



Understanding how students use Reading Eggs/Eggspres (cont.)

Lesson #	Title	Reading Level	Word Count	High frequency/ slightwords	vocabulary	Building Vocabulary	Comprehension	Visual Discrimination	Following Instructions	Sequencing	Summarising	Labelling	Drawing Conclusions	Classifying
Map - 2														
10	Knight Training	5	59	day, do, fun, I, is, say, the, what	fighting, hunting, music, wash, riding	•	•	•		•		•	•	
Map - 3														
11	The Red Knight	6	98	a, am, and, eat, had, he, I, is, liked, red, the, to, with	royal, fierce, sunsets, bright	•	•			•	•	•		
12	The Surprise Prince	6	116	a, but, for, got, had, he, in, said, shouted, the, to, you	guest, dining table, closet, hallway, forest	•	•				•	•	•	
13	Who is in the Tower?	7	101	be, could, from, had, he, in, it, no, she, the, was, who	tower, moat, town, noise, digging	•	•					•	•	
14	The Hungry Hound	7	139	a, an, at, get, her, his, if, in, into, is, look, make, name, said, still, the, was, with, you	rumbled, juicy, dessert, hungry, vegetables	•	•	•			•	•		
15	Catch a Dragon	8	144	a, about, all, am, and, be, but, for, he, him, how, I, in, like, live, of, out, read, said, so, than, the, then, to, where	search, borrow, hiss, climbed, camped	•	•			•	•		•	
Map - 4														
16	The Queen's Mirror	8	142	at, be, could, good, had, he, her, him, his, in, it, look, not, of, said, the, want, was, when, where, with	exactly, know, mirror, barrels	•	•				•	•	•	
17	The Very Best Castle	9	141	a, about, at, came, come, from, had, have, he, I, is, just, my, no, now, one, other, said, the, to, very, was, what	wider, thought, guest	•	•				•	•		
18	Royal Trouble	9	136	all, asked, begin, hands, his, I, in, let, said, the, to, why	armour, trouble, burst, fireworks, entered, thumped, angry	•	•					•	•	
19	The Frog Princess	10	177	a, and, are, around, as, can, do, he, her, his, I, into, is, more, new, not, over, said, see, she, than, the, to, too, want, what, who, with, you	fastest, won, twice, croak, caught, flycatcher	•	•		•	•				
20	The King's Challenge	10	162	a, an, and, back, came, first, he, here, in, into, is, not, on, said, special, the, this, to, went, who, with	golden, emerald, silver, goblet, falcon	•	•			•	•		•	



2. Reading Eggspress

i. Logging on

- Students must go to www.readingeggs.com and login with their username and password. They will then need to select [Enter](#) for Reading Eggspress.



ii. Sitting the placement test

- The first time a student logs in to Reading Eggspress and enters my lessons they are required to do a placement test.
- The placement test will place the student on the appropriate comprehension lesson.



Understanding how students use Reading Eggs/Eggspres (cont.)


iii. Student Centre

- Reading Eggspres Student Navigation



English Skills

More than 200 new spelling lessons to enrich and extend the learning experience. Grammar lessons coming soon!




Stadium

Compete in real time against students from your class, or around the world, and develop key English skills along the way.



Lessons

220 core comprehension lessons are laid out in a new, easy to follow map format, making the transition from Reading Eggs seamless.




Library

Online Lexiled © and Levelled library filled with 2000 + titles for all ages, all with comprehension quizzes. Read aloud audio on all titles under level 20!




Targets


Helps guide students to all learning areas by offering rewards to strive for.




Mall



Apartment



Trophy Room



Arcade

Mall, Apartment, Trophy Room, Arcade

Multi-reward options, including an apartment to decorate, avatar clothing, and a games arcade which can all be [purchased](#) with the Golden Eggs earned by completing lessons or quizzes in the Reading Eggspress Library. These make the Reading Eggspress program an enriching experience which recognises students' hard work and motivates them to do more.



iv. Reading Eggspress Lesson Overview

YEAR 1 COMPREHENSION LESSONS OVERVIEW

YEAR 1

Year 1 LEVEL LESSONS: 1 – 20

READING LEVELS 8 – 15, LEXILE LEVELS 200 – 400



MAP 1 Lessons 1- 5 Reading Levels 8 – 10, Lexiles: 200L – 270L

LITERATURE MAP: FOCUS BOOK **That bear is back** Level 10, 250L

Literature Lessons	Text	Genre/Test type	Level	Comprehension strategy focus	Availability
1	Worm Surfing	Fantasy story/narrative	9, 230L	Think marks	✓
2	The Gwibber	Fantasy story/narrative	9, 240L	Main idea and details	✓
3	Crocodile in the kitchen	Humorous story/first person narrative	9, 240L	Literal questions	✓
4	Runaway Circus	Humorous story/narrative	10, 260L	Answer questions	✓
5	Larkin St Emergency	Realistic fiction/narrative	10, 270L	Main idea and detail	✓

Literature Assessment: **Max Visits a Farm** Level 7, 180L

MAP 2 Lessons 6 -10 Reading Levels 8 – 11, Lexiles: 200L – 300L

NONFICTION MAP: FOCUS BOOK **Boats and ships** Level 10, 270L

Literature Lessons	Text	Subject area/Text type	Level	Comprehension strategy focus	Availability
6	Pirates	Art/procedure	8, 190L	Literal questions	✓
7	Games	Society and culture/information	8, 200L	Think marks	✓
8	Clothes and Costumes	Society and culture/information	9, 220L	Main idea and details	✓
9	Castle Life	History/ information	9, 230L	Word study	✓
10	Knights and Castles	History/ information	10, 260L	Visualise	✓

Nonfiction Assessment: **My School** Level 9, 240L

MAP 3 Lessons 11- 15 Reading Levels 10 – 12, Lexiles: 270L – 350L

LITERATURE MAP: FOCUS BOOK **Tim Does it again** Level 12, 340L

Literature Lessons	Text	Genre/Test type	Level	Comprehension strategy focus	Availability
11	The Big Kidnap	Fantasy story/narrative	11, 290L	Word study	✓
12	Funny Bone	Realistic fiction/first person narrative	11, 300L	Main idea and details	✓
13	Keys to the Castle	Fantasy story/narrative	11, 300L	Visualise	✓
14	Peta Pulls the plug	Fantasy story/narrative	11, 300L	Answer questions	✓
15	A Pony Tale	Realistic fiction/first person narrative	12, 340L	Think marks	✓

Literature Assessment: **The Hungry Sea Monster** Level 10, 250L

MAP 4 Lessons 16 – 20 Reading Levels 10 – 15, Lexiles: 250L – 430L

NONFICTION MAP: FOCUS BOOK **Forest Minibeasts** Level 15, 420L

Literature Lessons	Text	Subject area/Text type	Level	Comprehension strategy focus	Availability
16	From Forests to You	Cooking/procedure	10, 250L	Literal questions	✓
17	Behind the scenes	Society/ information	11, 280L	Main idea and details	✓
18	What do I need?	Biological science/ procedure	13, 370L	Answer questions	✓
19	The Planets	Space science/ information	14, 405L	Think marks	✓
20	Polar Bears	Biological science/ procedure	15, 430L	Visualise	✓

Nonfiction Assessment: **Penguin Rescue** Level 14, 390L



YEAR 2 COMPREHENSION LESSONS OVERVIEW

YEAR 2



YEAR 2 LEVEL LESSONS: 21 – 60
READING Levels 14 – 21, LEXILE LEVELS 400 – 600

MAP 5 Lessons 21 – 25 Reading Levels 12 – 15, Lexiles: 330L – 420L

LITERATURE MAP: FOCUS BOOK **Lighthouse Lucy** Level 14, 400L

Literature Lessons	Text	Genre/Test type	Level	Comprehension strategy focus	Availability
21	Go, Go Gecko	Humorous story/first person narrative	14, 380L	Think marks	✓
22	Tim's Money Tree	Humorous story, realistic fiction/first person narrative	15, 420L	Literal questions	✓
23	Songbird	Realistic fiction/first person narrative	12, 330L	Make inferences	✓
24	Miss Feline's Unusual Pets	Humorous story/narrative	12, 330L	Main idea and details	✓
25	The Ant and the Dove	Fable/narrative	15, 435L	Main idea and details	✗
Literature Assessment: An African Tale Level 13, 360L					

MAP 6 Lessons 26 – 30 Reading Levels 16 – 20, Lexiles: 450L – 600L

NONFICTION MAP: FOCUS BOOK **Dinosaurs** Level 19, 540L

Literature Lessons	Text	Subject area/Text type	Level	Comprehension strategy focus	Availability
26	Summer – People in Summer	Society and culture/information	16, 460L	Literal questions	✓
27	Dry – Plants that Store Water	Earth science/report	20, 590L	Compare and contrast	✓
28	Trains – Peak Hour	Society and culture/report	21, 620L	Main idea and details	✓
29	Bread	Society and culture/report, flow chart	22, 670L	Sequence events	✓
30	Cooking and Change – Iceblock Recipe	Cooking/procedure	22, 675L	Sequence events	✓
Nonfiction Assessment: Lift Off Level 16, 450L					

MAP 7 Lessons 31 – 35 Reading Levels 13–18, Lexiles: 400L – 550L

LITERATURE MAP: FOCUS BOOK **Cluey Louie Treasure Hunt** Level 16, 470L

Literature Lessons	Text	Genre/Test type	Level	Comprehension strategy focus	Availability
31	Take Me To Your Leader	Realistic fiction/narrative	13, 370L	Make inferences	✓
32	Mandy Made Me Do it	Humorous story, realistic fiction/first person narrative	17, 470L	Visualise	✓
33	Saving Greedy Guts	Humorous story /first person narrative	14, 380L	Sequence events	✓
34	The Courtship of the Yonghy-Bonghy-Bo/Lear	Poetry/ballad	18, 520L	Think marks	✗
35	The Dog and His Reflection	Fable/narrative	18, 520L	Visualise	✗
Literature Assessment: The Magic Shell Level 14, 410L					

MAP 8 Lessons 36 – 40 Reading Levels 17 – 22, Lexiles: 500L – 650L

NONFICTION MAP: FOCUS BOOK **Animal Talk** Level 20, 600L

Literature Lessons	Text	Subject area/Text type	Level	Comprehension strategy focus	Availability
36	From Farms to You – Bees to Honey	Society and culture, Earth science/explanation, flow chart	21, 600L	Sequence events	✓
37	Tools	History, society and culture/report	22, 670L	Compare and contrast	✓
38	Transport	Society and culture/report	22, 650L	Compare and contrast	✓
39	Postcards	Society and culture/factual recount	21, 630L	Make connections	✗
40	Signs	Society and culture/directions	15, 420L	Word study, Make inferences	✗
Nonfiction Assessment: Lions and Tigers Level 17, 500L					



YEAR 2 COMPREHENSION LESSONS OVERVIEW

YEAR 2



YEAR 2 LEVEL LESSONS: 21 – 60
READING Levels 14 – 21, LEXILE LEVELS 400 – 600

MAP 9 Lessons 41 – 45 Reading Levels 15 – 22, Lexiles: 420L – 600L

LITERATURE MAP: FOCUS BOOK **Dragon and bat in the kitchen** Level 18, 510L

Literature Lessons	Text	Genre/Test type	Level	Comprehension strategy focus	Availability
41	Artrageous	Realistic fiction/narrative	22, 670L	Think marks	✓
42	World's Longest Toenail	Humorous story/narrative	15, 420L	Make inferences	✓
43	A Hairy Question	Realistic fiction/first person narrative	14, 380L	Visualise	✓
44	Can I Join the Circus?	Humorous story/script	17, 500L	Main idea and details	✓
45	The Lion and the Gnat	Fable/narrative	22, 670L	Main idea and details	✗

Literature Assessment: **The Bedroom Cupboard** Level 16, 470L

MAP 10 Lessons 46 – 50 Reading Levels 19 – 22, Lexiles: 610L – 670L

NONFICTION MAP: FOCUS BOOK **Plants that bite back** Level 22, 670L

Literature Lessons	Text	Subject area/Text type	Level	Comprehension strategy focus	Availability
46	Dino Dig – Dinosaur Kingdom	Earth science/ explanation	21, 630L	Sequence events	✓
47	Inventing the Future – Devices of Wonder	Design and technology/report	21, 610L	Answer questions	✓
48	Boats – Working Boats	Society and culture/report	22, 670L	Compare and contrast	✓
49	Invitations	Society and culture/report	14, 390L	Visualise	✗
50	Mammals – Life Cycle of a Mammal	Biological science/ explanation, flow chart	21, 610L	Make inferences	✓

Nonfiction Assessment: **The Planets** Level 19, 540L

MAP 11 Lessons 51 – 55 Reading Levels 17 – 22, Lexiles: 480L – 650L

LITERATURE MAP: FOCUS BOOK **Baby Food** Level 19, 560L

Literature Lessons	Text	Genre/Test type	Level	Comprehension strategy focus	Availability
51	Zac's Story	Realistic fiction/first person narrative	15, 420L	Make inferences	✓
52	Computer Virus	Fantasy story/narrative	14, 380L	Draw conclusions	✓
53	Game Plan	Realistic fiction/narrative	21, 600L	Predictions	✓
54	Haiku	Poetry/structured	22, 670L	Visualise	✗
55	The Fox and the Grapes	Fable/narrative	19, 530L	Main idea and details	✗

Literature Assessment: **The Great Race** Level 18, 530L

MAP 12 Lessons 56– 60 Reading Levels 21 – 23, Lexiles: 600L – 750L

NONFICTION MAP: FOCUS BOOK **Big Cats** Level 23, 710L

Literature Lessons	Text	Subject area/Text type	Level	Comprehension strategy focus	Availability
56	Wet - Crocodiles	Biological science/report	21, 630L	Visualise	✓
57	Farms – Fruits	Society and health/report	22, 670L	Compare and contrast	✓
58	Fighter Planes – Eject. Eject!	Physical science/ explanation	20, 600L	Sequence events	✓
59	Healthy Eating – Diary Foods	Society and health/report	23, 690L	Compare and contrast	✓
60	Clothes – Early 1990s	Society and culture, history/report	22, 670L	Make inferences	✓

Nonfiction Assessment: **Dinosaurs Today** Level 21, 600L



YEAR 3 COMPREHENSION LESSONS OVERVIEW

YEAR 3



Year 3 LEVEL LESSONS: 61 – 100
READING levels 19 – 25, LEXILE LEVELS 550 – 790

MAP 13 Lessons 61 – 65 Reading Levels 17 – 21, Lexiles: 480L – 600L
LITERATURE MAP: FOCUS BOOK **Plunkett St Feelings** Level 20, 560L

Literature Lessons	Text	Genre/Test type	Level	Comprehension strategy focus	Availability
61	Story: Shugg's Pet Octopus	Humorous/ narrative	17, 470L	Answer questions	✓
62	No Problem	Humorous/ narrative	16, 450L	Draw conclusions	✓
63	Kalo Li's New Country	Realistic fiction/first person narrative	17, 480L	Point of view	✓
64	The Lazy Tortoise	Fable/narrative	21, 600L	Think marks	✓
65	What Kind of Pirate?	Adventure/drama script	19, 550L	Predictions, make inferences	✗

Literature Assessment: **The Lion and the Mouse** Level 20, 560L

MAP 14 Lessons 66 – 70 Reading Level 21 – 23, Lexiles: 630L – 710L
NONFICTION MAP: FOCUS BOOK **Brain Power** Level 23, 710L

Literature Lessons	Text	Subject area/Text type	Level	Comprehension strategy focus	Availability
66	Trees – Life Cycle of a Tree	Biological science/ explanation, flowchart	23, 680L	Answer questions	✓
67	Plants as Food – The Food Chain	Biological science/ explanation, diagram	22, 670L	Compare and contrast	✓
68	Grasslands – How Grass Gets Water	Biological science/ procedure	23, 700L	Cause and effect	✓
69	Recipe Anzac Biscuits	Cooking procedure	23, 710L	Sequence events	✗
70	Hoaxes, Fibs and Fakes – A Giant Hoax	History/factual recount	23, 680L	Cause and effect	✓

Nonfiction Assessment: **Trains** Level 21, 630L

MAP 15 Lessons 71 – 75 Reading Levels 20 – 22, Lexiles: 600L – 660L
LITERATURE MAP: FOCUS BOOK **Big Pumpkin** Level 20, 600L

Literature Lessons	Text	Genre/Test type	Level	Comprehension strategy focus	Availability
71	Cinquains	Poetry/structured	22, 640L	Visualise	✗
72	The Fine Line	Realistic fiction/first person narrative	16, 450L	Visualise, characters	✓
73	The North Wind and the Sun	Fable/narrative	22, 660L	Main idea and details	✗
74	Invisi-pets	Fantasy story/narrative	22, 640L	Make inferences	✓
75	Toothless	Humorous story/narrative	20, 560L	Sequence events	✓

Literature Assessment: **Woody** Level 20, 590L

MAP 16 Lessons 76 – 80 Reading Levels 23 – 24, Lexiles: 700L – 770L
NONFICTION MAP: FOCUS BOOK **Go Facts Farms** Level 24, 750L

Literature Lessons	Text	Subject area/Text type	Level	Comprehension strategy focus	Availability
76	It's a Mystery – Science on the Case	Forensic science/information	24, 760L	Compare and contrast	✓
77	TV schedule and review	Society and culture/timetable, review	24, 770L	Point of view	✗
78	Posters	Society and culture, Health/persuasive	23, 700L	Draw conclusions	✗
79	Forests – The Amazon Rainforest	Geography/report	24, 750L	Main idea and details	✓
80	Marsupials – Raising Young	Biological science/report	23, 700L	Cause and effect	✓

Nonfiction Assessment: **The Giant Panda Cub** Level 23, 720L



YEAR 3 COMPREHENSION LESSONS OVERVIEW

YEAR 3



Year 3 LEVEL LESSONS: 61 – 100
READING levels 19 – 25, LEXILE LEVELS 550 – 790

MAP 17 Lessons 81 – 85 Reading Levels 20 – 23, Lexiles: 600L – 700L

LITERATURE MAP: FOCUS BOOK **Stolen Tea Tray** Level 21, 630L

Literature Lessons	Text	Genre/Test type	Level	Comprehension strategy focus	Availability
81	Chocolate Chuckles	Humorous story/first person narrative	21, 620L	Character	✓
82	Fairy's Wings	Fantasy/drama script	17, 490L	Sequence events	✓
83	Wally the Water Dragon	Literary description/first person narrative	23, 700L	Answer questions	✓
84	Yellow-bellied Goolie	Realistic fiction	20, 560L	Point of view	✗
85	How Owl Got His Feathers	Fable/narrative	22, 640L	Make connections	✗

Literature Assessment: **Lost! Level 21, 620L**

MAP 18 Lessons 86 – 88 Reading Levels 22 – 24, Lexiles: 650L – 750L

NONFICTION MAP: FOCUS BOOK **Whose Crazy Idea was that?** Level 24, 750L

Literature Lessons	Text	Subject area/Text type	Level	Comprehension strategy focus	Availability
86	Monsters – All Wrapped Up	History/factual recount/procedure	23, 700L	Answer questions	✓
87	Flowers – Flowering Plants	Biological science/report	21, 630L	Make connections	✓
88	Deserts – Staying Cool	Physical science/procedure	24, 740L	Cause and effect	✓
89	Media – Animation	Society and culture/report	23, 700L	Visualise	✓
90	Drama – Preparing to Perform	Society and culture/explanation, flowchart	21, 620L	Main idea and details	✓

Nonfiction Assessment: **How Things Fall Level 24, 750L**

MAP 19 Lessons 91 – 95 Reading Levels 22 – 23, Lexiles: 650L – 710L

LITERATURE MAP: FOCUS BOOK **Artrageous** Level 22, 670L

Literature Lessons	Text	Genre/Test type	Level	Comprehension strategy focus	Availability
91	The Illawarry Cassary	Humorous story/first person narrative	23, 710L	Cause and effect	✓
92	Lookout London	Mystery story/narrative	18, 520L	Make inferences	✗
93	Hedgehogs in the City	Humorous story/narrative	22, 670L	Make connections	✓
94	Why Bear Has a Stumpy Tail	Fable/narrative	22, 670L	Sequence events	✗
95	Limericks	Structured poetry/humorous	23, 710L	Visualise	✗

Literature Assessment: **The First Step Level 22, 660L**

MAP 20 Lessons 96 – 100 Reading Levels 23 – 25, Lexiles: 680L – 790L

NONFICTION MAP: FOCUS BOOK **Oceans** Level 24, 780L

Literature Lessons	Text	Subject area/Text type	Level	Comprehension strategy focus	Availability
96	The First Snowstorm	Diary/factual recount	25, 790L	Point of view	✗
97	Plants That Bite Back – Trapped/Insect Takeaway	Biological science/report	23, 700L	Main idea and details	✓
98	Mountains – Make a Mountain Range	Art/Earth science/procedure	25, 790L	Sequence events	✓
99	Visual Arts – Blue Poles	Art/factual recount	21, 630L	Make inferences	✓
100	Tales of Invention	Design and technology/factual recount	23, 680L	Point of view	✗

Nonfiction Assessment: **The Moon Level 25, 790L**



YEAR 4 COMPREHENSION LESSONS OVERVIEW

YEAR 4



YEAR 4 LEVEL LESSONS: 101 – 140
READING levels 23 – 27, LEXILE LEVELS 680 – 860

MAP 21 Lessons 101 – 105 Reading Levels 22 – 23, Lexiles: 670L – 720L

LITERATURE MAP: FOCUS BOOK **Dinosaur Eggs** Level 22, 680L

Literature Lessons	Text	Genre/Test type	Level	Comprehension strategy focus	Availability
101	Story: The Goats	Humorous/narrative	23, 720L	Predictions	✓
102	Story: Getting Rid of Wrinkles	Humorous/narrative	23, 700L	Figurative language	✓
103	Mystery: Tokyo Techno	Adventure story/narrative	22, 670L	Make connections	✗
104	Tiddalik the Frog	Dreaming story, drama/script	23, 700L	Main idea and details	✗
105	Fable: The Turtle Who Couldn't Stop Talking	Fable/narrative	23, 680L		✗

Literature Assessment: **The tale of Tiddalik Level 23, 700L**

MAP 22 Lessons 106 – 110 Reading Levels 24 – 26, Lexiles: 740L – 830L

NONFICTION MAP: FOCUS BOOK **Tools** Level 25, 800L

Literature Lessons	Text	Subject area/Text type	Level	Comprehension strategy focus	Availability
106	Homes – What is a Home?	Society and culture/report	24, 750L	Main idea and details	✓
107	Sea Life – Crustaceans	Biological science/report	25, 790L	Compare and contrast	✓
108	Polar Animals – Emperor Penguins	Biological science/explanation, flowchart	26, 830L	Sequence events	✓
109	Letter: Letter to the Editor	Citizenship/persuasive letter	26, 830L	Point of view	✗
110	Materials – Fibres	Physical science/report	24, 740L	Draw conclusions	✓

Nonfiction Assessment: **Let's Go Surfing Now Level 24, 760L**

MAP 23 Lessons 111 – 115 Reading Levels 22 – 24, Lexiles: 650L – 750L

LITERATURE MAP: FOCUS BOOK **Wally the Water Dragon** Level 23, 730L

Literature Lessons	Text	Genre/Test type	Level	Comprehension strategy focus	Availability
111	Feral and Spam	Realistic fiction/first person narrative	22, 650L	Point of view	✓
112	Isabella	Mystery/narrative	16, 440L	Cause and effect	✓
113	Caught in the Act	Humorous story/first person narrative	16, 440L	Visualise	✓
114	Two Old Crows	Poetry/rhyming nonsense	26, 830L	Sequence events	✗
115	Two Brothers, Two Rewards	World tales/narrative	21, 600L	Character	✗

Literature Assessment: **Letter to Goldilocks Level 23, 720L**

MAP 24 Lessons 116 – 120 Reading Levels 25 – 27, Lexiles: 760L – 850L

NONFICTION MAP: FOCUS BOOK **Healthy Eating** Level 26, 830L

Literature Lessons	Text	Subject area/Text type	Level	Comprehension strategy focus	Availability
116	Antarctica - Research	Earth science/report	27, 840L	Word study	✓
117	Energy – Make Your Own Lightning	Physical science/procedure, flowchart	24, 760L	Main idea and details	✓
118	The Arctic – Looking for Oil	Earth science/discussion, opinion	29, 920L	Audience and purpose	✓
119	Advertisements – Mowing, Extreme Sporting Goods	Society, health and culture/persuasive	25, 780L	Visualise	✗
120	Simple Machines – What is a Simple Machine?	Physical science/explanation	24, 740L	Important information	✓

Nonfiction Assessment: **Dolphins and Porpoises Level 25, 780L**



YEAR 4 COMPREHENSION LESSONS OVERVIEW

YEAR 4



YEAR 4 LEVEL LESSONS: 101 – 140
READING levels 23 – 27, LEXILE LEVELS 680 – 860

MAP 25 Lessons 121 – 125 Reading Levels 23 – 24, Lexiles: 700L – 760L

LITERATURE MAP: FOCUS BOOK **Hear me Roar** Level 24, 760L

Literature Lessons	Text	Genre/Test type	Level	Comprehension strategy focus	Availability
121	Kevin's Echidna	Realistic fiction/narrative, description	22, 650L	Figurative language	✓
122	Buzz, the Computer Man	Science fiction/first person narrative	20, 580L	Character	✓
123	Creaky House Club	Mystery/narrative	22, 660L	Audience and purpose	✓
124	Woman and the Corn	Legend, drama/script	24, 740L	Make inferences	✗
125	The Young Lion King	Fable/narrative	24, 760L	Important information	✗
Literature Assessment: Zac's Dilemma Level 24, 760L					

MAP 26 Lessons 126 – 130 Reading Levels 26 – 27, Lexiles: 810L – 860L

NONFICTION MAP: FOCUS BOOK **Polar Animals** Level 27, 850L

Literature Lessons	Text	Genre/Test type	Level	Comprehension strategy focus	Availability
126	Forces – What are Forces?	Physical science/report	24, 760L	Compare and contrast	✓
127	People and the Sea – The Wild Sea	Earth science/explanation	26, 820L	Make inferences	✓
128	Architecture – Causes controversy	Society and culture/discussion, opinion	26, 810L	Answer questions	✓
129	How Big Is Your Carbon Footprint?	Earth science/editorial, discussion	28, 900L	Cause and effect	✗
130	Coral Reefs – Reefs Under Threat	Biological science/exposition	26, 820L	Word study	✓
Nonfiction Assessment: The African Elephant Level 26, 820L					

MAP 27 Lessons 131 – 135 Reading Levels 24 – 25, Lexiles: 740L – 810L


LITERATURE MAP: FOCUS BOOK **Nine Lives** Level 24, 760L

Literature Lessons	Text	Genre/Test type	Level	Comprehension strategy focus	Availability
131	On Our Way to Alpha Centauri	Science fiction/narrative	24, 760L	Make connections	✓
132	Lure	Mystery/first person narrative	21, 600L	Make inferences	✓
133	Bushwacked	Realistic fiction/narrative	22, 650L	Word study	✓
134	The Opal Miner	Poetry/rhyming free verse	26, 830L	Cause and effect	✗
135	Fable: The Eagle and the Spider	Fable/narrative	25, 780L	Compare and contrast	✗
Literature Assessment: Cracked Pot Level 24, 780L					

MAP 28 Lessons 136 – 140 Reading Levels 26 – 28, Lexiles: 810L – 900L

NONFICTION MAP: FOCUS BOOK **Biggest Highest Fastest** Level 27, 860L

Literature Lessons	Text	Subject area/Text type	Level	Comprehension strategy focus	Availability
136	Engineering Feats – Channel Tunnel	Environment/procedural recount	26, 820L	Answer questions	✓
137	Oceans – Coasts	Earth science/report	25, 780L	Make connections	✓
138	To the Limit – Rocks, Stars and Bored? Triathlon!	Society and health/information	26, 810L	Fact and opinion	✓
139	Technological Wonders - Penicillin	Biological science/factual recount	29, 910L	Compare and contrast	✓
140	Biggest, Highest, Fastest	Biological science/report	27, 860L	Draw conclusions	✓
Nonfiction Assessment: Walt Disney Level 26, 830L					



YEAR 5 COMPREHENSION LESSONS OVERVIEW

YEAR 5



YEAR 5 LEVEL LESSONS: 141 – 180
READING levels 25 – 30, LEXILE LEVELS 800 – 980

MAP 29 Lessons 141 – 145 Reading Levels 24 – 26, Lexiles: 740L – 820L
LITERATURE MAP: FOCUS BOOK **Haiku** Level 26, 840L

Literature Lessons	Text	Genre/Test type	Level	Comprehension strategy focus	Availability
141	Above and Below	Fantasy story/narrative	21, 600L	Compare and contrast	✓
142	Just call Me Jungle Boy	Realistic fiction/narrative	21, 610L	Character	✓
143	Into the Goblin Deep	Fantasy story/narrative	23, 720L	Answer questions	✓
144	Book review: Hitler's Daughter	Opinion/persuasive	27, 850L	Compare and contrast	✗
145	The Wolf and the Seven Little Kids	Fable/narrative	25, 780L	Sequence events	✗

Literature Assessment: **The Triantwontigongolope** Level 26, 810L

MAP 30 Lessons 146 – 150 Reading Levels 27 – 29, Lexiles: 840L – 940L
NONFICTION MAP: FOCUS BOOK **Real World Robots** Level 27, 860L

Literature Lessons	Text	Subject area/Text type	Level	Comprehension strategy focus	Availability
146	Diary: Blaxland Journal	History/factual recount	29, 940L	Visualise	✗
147	Gold	History/discussion	28, 890L	Make inferences	✓
148	Fitness	Biological science/ procedure	27, 840L	Answer questions	✓
149	Press Release	Society and culture/statement	29, 940L	Word study	✗
150	Modern Wonders	History/report	29, 940L	Make inferences	✓

Nonfiction Assessment: **Life is a Fairytale** Level 27, 840L

MAP 31 Lessons 151 – 155 Reading Levels 24 – 27, Lexiles: 740L – 840L
LITERATURE MAP: FOCUS BOOK **Wild Ideas** Level 26, 830L

Literature Lessons	Text	Genre/Test type	Level	Comprehension strategy focus	Availability
151	Runaway	Realistic fiction/narrative	22, 640L	Word study	✓
152	Chatroom Trap	Realistic fiction/narrativ	22, 650L	Point of view	✓
153	Racing for the Birdman	Historical adventure story/narrative	23, 680L	Character	✓
154	The Village Blacksmith	Poetry/rhyming	28, 900L	Figurative language	✗
155	The Four Musicians	Fairytale/narrative	24, 740L	Draw conclusions	✗

Literature Assessment: **The Three Little Wolves** Level 26, 820L

MAP 32 Lessons 156 – 160 Reading Levels 28 – 30, Lexiles: 880L – 970L
NONFICTION MAP: FOCUS BOOK **Body Systems** Level 28, 900L

Literature Lessons	Text	Subject area/Text type	Level	Comprehension strategy focus	Availability
156	Volcano: Mount St. Helens	Earth science/ factual recount	31, 1010L	Cause and effect	✓
157	Wild Weather: What is a Tropical Storm?	Earth science/ explanation report, chart	30, 970L	Draw conclusions	✓
158	Technological Wonders: Nuclear Energy	Physical science/discussion, flow ch	30, 970L	Main idea and details	✓
159	Renewable Resources: The Future	Physical science/ persuasive	30, 970L	Summarise	✓
160	Chat room discussion: Sciencechat.com	Science fiction/opinion, discussion	21, 600L	Point of view	✗

Nonfiction Assessment: **Tunnels** Level 28, 880L



YEAR 5 COMPREHENSION LESSONS OVERVIEW

YEAR 5



YEAR 5 LEVEL LESSONS: 141 – 180
READING levels 25 – 30, LEXILE LEVELS 800 – 980

MAP 33 Lessons 161 – 165 Reading Levels 25 – 27, Lexiles: 800L – 850L

LITERATURE MAP: FOCUS BOOK **The Badger and the bear** Level 27, 860L

Literature Lessons	Text	Genre/Test type	Level	Comprehension strategy focus	Availability
161	Backstage Betrayal	Realistic fiction/ narrative	24, 650L	Cause and effect	✓
162	Egyptian Queen	Historical adventure story/narrative	23, 650L	Make connections	✓
163	Diving for the Ghost Galleon	Historical adventure story/narrative	23, 650L	Predictions	✓
164	The Ghost Breaker	Mystery drama/script	23, 700L	Sequence events	✗
165	The Goblin and the Grocer	Fairytale/narrative	27, 850L	Figurative language	✗
Literature Assessment: Snap Happy Sam Level 26, 840L					

MAP 34 Lessons 166 – 170 Reading Levels 29 – 31, Lexiles: 900L – 1010L

NONFICTION MAP: FOCUS BOOK **Water** Level 29, 950L

Literature Lessons	Text	Genre/Test type	Level	Comprehension strategy focus	Availability
166	Body Systems: Diabetes	Biological science, health/ report	28, 900L	Read diagrams	✓
167	Endangered Animals: Penguins	Biological science/ factual recount	31, 1010L	Fact and opinion	✓
168	Earthquake: Indian Ocean Tsunami	Earth science/factual recount, explanation	33, 1090L	Audience and purpose	✓
169	Technological Wonders: Archimedes Screw	Physical science/ procedure	30, 950L	Read diagrams	✓
170	Renewable Resources: Wind Power	Physical science/ explanation, labelled diagram	31, 980L	Audience and purpose	✓
Nonfiction Assessment: The Statue of Liberty Level 28, 900L					

MAP 35 Lessons 171 – 175 Reading Levels 26 – 28, Lexiles: 820L – 880L


LITERATURE MAP: FOCUS BOOK **The Giant's Student** Level 28, 880L

Literature Lessons	Text	Genre/Test type	Level	Comprehension strategy focus	Availability
171	Operation Green Thumbs	Realistic fiction/ mystery	22, 620L	Main ideas and details	✓
172	Decoding the Mayan Marvels	Historical adventure story/narrative	24, 620L	Cause and effect	✓
173	Quest for the Cup	Historical adventure story/narrative	24, 620L	Make inferences	✓
174	Coffee Creek	Poetry/free verse	27, 860L	Figurative language	✗
175	The Emperor's New Clothes	Fairytale/narrative	24, 730L	Make connections	✓
Literature Assessment: A Project in Time Level 27, 860L					

MAP 36 Lessons 176 – 180 Reading Levels 28 – 30, Lexiles: 900L – 980L

NONFICTION MAP: FOCUS BOOK **On the Edge of Extinction** Level 30, 980L

Literature Lessons	Text	Genre/Test type	Level	Comprehension strategy focus	Availability
176	Anzac Landing	History/newspaper/ factual recount	31, 980L	Compare and contrast	✗
177	Natural Wonders: Mount Everest	Geography /report	29, 940L	Fact and opinion	✓
178	Body Systems: The Brain	Biological science /report, description	28, 900L	Make connections	✓
179	Letter of complaint: Insurance claim	Society and culture/ opinion letter	31, 980L	Audience and purpose	✗
180	On the Edge of Extinction: Dead and gone	History /explanation, diagram	31, 980L	Word study	✓
Nonfiction Assessment: The Miracle of Glass Level 28, 910L					



YEAR 6 COMPREHENSION LESSONS OVERVIEW

YEAR 6



YEAR 6 LEVEL LESSONS: 181 – 220
READING levels 28 – 34, LEXILE LEVELS 880 – 1150

MAP 37 Lessons 181 – 185 Reading Levels 26 – 31, Lexiles: 810L – 910L

LITERATURE MAP: FOCUS BOOK **William Blake** Level 30, 900L

Literature Lessons	Text	Genre/Test type	Level	Comprehension strategy focus	Availability
181	On the Trail of the Golden Man	Historical adventure story/narrative	24, 760L	Character	✓
182	In the Clear	Realistic fiction/narrative	26, 830L	Draw conclusions	✓
183	Digging for Buried Treasure	Historical adventure story/narrative	24, 640L	Make inferences	✓
184	Station Kuku, Comedy radio	Drama/ comedy	31, 1000L	Audience and purpose	✗
185	How the Kangaroo got its Tail	Dreaming story/recount	25, 780L	Summarise	✗

Literature Assessment: **A Dog's Mistake** Level 31, 910L

MAP 38 Lessons 186 – 190 Reading Levels 29 – 32, Lexiles: 920L – 1020L

NONFICTION MAP: FOCUS BOOK **Malala** Level 28, 880L

Literature Lessons	Text	Subject area/Text type	Level	Comprehension strategy focus	Availability
186	Water: Water for everyone	Society and culture/ persuasive exposition	31, 980L	Word study	✓
187	What's Cooking? Cooking 101	Cooking/ information, procedure	29, 930L	Main idea and details	✓
188	Endangered Animals: Saving the Bald Eagle	Biological science/ explanation, procedure	31, 1010L	Point of view	✓
189	Proceed with Caution: Newspaper editorial	Society and culture, environment/ persuasive discussion	32, 1040L	Make connections	✗
190	Our Future in Space: Base on the Moon	Space science/ persuasive discussion	32, 1020L	Fact and opinion	✓

Nonfiction Assessment: **How do Musical Instruments Produce Sound?** Level 29, 920L

MAP 39 Lessons 191 – 195 Reading Levels 27 – 31, Lexiles: 860L – 1000L

LITERATURE MAP: FOCUS BOOK **Three Questions** Level 31, 1000L

Literature Lessons	Text	Genre/Test type	Level	Comprehension strategy focus	Availability
191	Teacher's Pet	Realistic fiction/narrative	24, 640L	Summarise	✓
192	The Plight of E.Hammond	Humorous story/narrative	24, 680L	Answer questions	✓
193	Song lyrics: The Black Velvet Band	Poetry/song lyrics	30, 950L	Audience and purpose	✗
194	Sunglasses/Clark	Poetry/free verse	31, 980L	Figurative language	✗
195	Why Parrots Repeat What People Say	Fable/narrative	24, 670L	Word study	✗

Literature Assessment: **Talaga Warna** Level 28, 930L

MAP 40 Lessons 196 – 200 Reading Levels 31 – 32, Lexiles: 980L -1040L

NONFICTION MAP: FOCUS BOOK **Scuba Diving** Level 32, 1040L

Literature Lessons	Text	Subject area/Text type	Level	Comprehension strategy focus	Availability
196	Our Future in Space: Space Stations	Space science/ report	32, 1020L	Compare and contrast	✓
197	Conservation: No More Plastic bags	Environment/ persuasive exposition	34, 1140L	Cause and effect	✓
198	Working the Land: Growing Crops	Biological science /report, instructions	31, 990L	Main idea and details	✗
199	Advertisements: Get Active, Tractor Repairs	Society and culture/ persuasive expositions	25, 800L	Audience and purpose	✗
200	Universe: Life Cycle of a Star	Space science / explanation, flow chart	31, 990L	Read diagrams	✓

Nonfiction Assessment: **Alice's Wonderland** Level 31, 980L



YEAR 6 COMPREHENSION LESSONS OVERVIEW

YEAR 6



YEAR 6 LEVEL LESSONS: 181 – 220
READING levels 28 – 34, LEXILE LEVELS 880 – 1150

MAP 41 Lessons 201 – 205 Reading Levels 30 – 31, Lexiles: 950 – 1020L
LITERATURE MAP: FOCUS BOOK **Children** Level 31, 1010L

Literature Lessons	Text	Genre/Test type	Level	Comprehension strategy focus	Availability
201	Eye of the Future	Science fiction/narrative	25, 640L	Predictions	✓
202	Saving Atlantis	Historical adventure story/narrative	25, 750L	Summarise	✓
203	Speech: The President Pardoning the Turkey	Humorous speech	32, 1020L	Answer questions	✗
204	I am Jack	Drama/ humorous	24, 640L	Cause and effect	✗
205	The Storytelling Stone	Legend	24, 700L	Visualise	✗

Literature Assessment: **Sherlock Holmes Creator Level 31, 990L**

MAP 42 Lessons 206 – 210 Reading Levels 31 – 33, Lexiles: 980 – 1090
NONFICTION MAP: FOCUS BOOK **Stars of the Internet** Level 33, 1080L

Literature Lessons	Text	Subject area/Text type	Level	Comprehension strategy focus	Availability
206	Exploring Space: First in Space	Space science/ factual recount	31, 990L	Make inferences	✓
207	Tutankhamun discovery: Journal by Howard Carter	History/Diary, factual recount	33, 1090L	Word study	✗
208	Trauma Alert: How an Emergency Room Works	Society and health/ explanation, chart	31, 1000L	Sequence events	✓
209	Community Survey	Society and culture/ form	29, 920L	Fact and opinion	✗
210	Water: The Water cycle	Earth science/ explanation, diagram	30, 950L	Cause and effect	✓

Nonfiction Assessment: **How does a bee develop? Level 32, 1050L**

MAP 43 Lessons 211 – 215 Reading Levels 30 – 34, Lexiles: 950 – 1150
LITERATURE MAP: FOCUS BOOK **To Build a Fire** Level 34, 1150L

Literature Lessons	Text	Genre/Test type	Level	Comprehension strategy focus	Availability
211	Assignment Fiasco	Realistic fiction/narrative	25, 780L	Cause and effect	✓
212	The Complicator	Realistic fiction/narrative	26, 780L	Point of view	✓
213	Robin Hood	Legend/narrative	30, 950L	Make connections	✗
214	Poetry: The Lake Isle of Innisfree/Yeats	Poetry/rhyming hexameter verse	32, 1050L	Figurative language	✗
215	Daedalus and Icarus	Myth/narrative	27, 840L	Draw conclusions	✗

Literature Assessment: **Good Endings for Imaginative Texts Level 32, 1030L**

MAP 44 Lessons 216 – 220 Reading Levels 31 – 34, Lexiles: 980 – 1180
NONFICTION MAP: FOCUS BOOK **Earthquake** Level 33, 1090L

Literature Lessons	Text	Subject area/Text type	Level	Comprehension strategy focus	Availability
216	Out Now! Magazine Editor's Journal	Society and culture/information	31, 980L	Compare and contrast	✗
217	Recycling: Make Your Own Paper	Geography/ procedure	33, 1070L	Sequence events	✓
218	Conservation: Forests	Geography/report	34, 1170L	Draw conclusions	✓
219	Diary: Joseph Banks Journal	History/diary, factual recount	34, 1180L	Make connections	✗
220	Ready for Take-Off – Become a Commercial Pilot	Careers/information	33, 1080L	Read diagrams	✓

Nonfiction Assessment: **The Curse of Tutankhamun Level 34, 1120L**



Understanding how students use Reading Eggs/Eggspres (cont.)

v. Reading Eggspress English Skills Spelling Lessons

Year 1		
Lesson Number Teacher	Lesson Number Student	Lesson
Begin		
Lesson 1	1.1	Alphabet
Lesson 2	1.2	Short vowels
Lesson 3	1.3	Long vowels
Lesson 4	1.4	a-e, i-e, o-e, o-e, u-e
Lesson 5	1.5	Double consonants
Lesson 6	1.6	ea and ee w
Lesson 7	1.7	ea exceptions
Lesson 8	1.8	nk
Lesson 9	1.9	ar, er, ir, ur
Early		
Lesson 10	1.10	ch and tch
Lesson 11	1.11	Plurals: s, es
Lesson 12	1.12	Hard k
Lesson 13	1.13	oo and ou
Lesson 14	1.14	Ending: ve
Lesson 15	1.15	oa and ow
Lesson 16	1.16	Ending: er
Lesson 17	1.17	ay and ai
Lesson 18	1.18	Hard and soft c
Middle		
Lesson 19	1.19	ou and ow
Lesson 20	1.20	Endings: et, it, ot
Lesson 21	1.21	or and ore
Lesson 22	1.22	The suffix: ing
Lesson 23	1.23	Ending: y
Lesson 24	1.24	oy and oi
Lesson 25	1.25	air, ear, are
Lesson 26	1.26	Suffixes: ed
Lesson 27	1.27	Words endings: le
Late		
Lesson 28	1.28	ew and ue
Lesson 29	1.29	wh and ph
Lesson 30	1.30	Endings: en and on
Lesson 31	1.31	ie and igh
Lesson 32	1.32	Suffixes: er and est
Lesson 33	1.33	au and aw
Lesson 34	1.34	Compound words
Lesson 35	1.35	Tricky words
Lesson 36	1.36	The prefix: un

Year 2		
Lesson Number Teacher	Lesson Number Student	Lesson
Begin		
Lesson 37	2.1	Plural verbs
Lesson 38	2.2	ar and or
Lesson 39	2.3	y and ey
Lesson 40	2.4	scr, spr and str
Lesson 41	2.5	qu
Lesson 42	2.6	Suffixes: ing and ed
Lesson 43	2.7	Prefix: un
Lesson 44	2.8	oo
Lesson 45	2.9	Soft c
Early		
Lesson 46	2.10	Plurals with y
Lesson 47	2.11	j
Lesson 48	2.12	le, el, al
Lesson 49	2.13	wh
Lesson 50	2.14	Exceptions
Lesson 51	2.15	Plurals: s, ves
Lesson 52	2.16	oo (2)
Lesson 53	2.17	Suffixes: ful, less
Lesson 54	2.18	kn, gn, wr
Middle		
Lesson 55	2.19	Suffixes: er and est
Lesson 56	2.20	Homophones
Lesson 57	2.21	ing and ed (2)
Lesson 58	2.22	k and ck
Lesson 59	2.23	Suffix: ly
Lesson 60	2.24	Ending: ge
Lesson 61	2.25	Compound words
Lesson 62	2.26	Contractions
Lesson 63	2.27	Suffix: ment
Late		
Lesson 64	2.28	Past tense
Lesson 65	2.29	a-e, e-e, i-e, o-e, u-e
Lesson 66	2.30	ea and ee
Lesson 67	2.31	Endings, ar, er, or
Lesson 68	2.32	ai, a-e
Lesson 69	2.33	Word building
Lesson 70	2.34	er and est
Lesson 71	2.35	Tricky words
Lesson 72	2.36	ment, ness



Understanding how students use Reading Eggs/Eggspres (cont.)

Year 3		
Lesson Number Teacher	Lesson Number Student	Lesson
Begin		
Lesson 73	3.1	Vowels
Lesson 74	3.2	shr and thr
Lesson 75	3.3	Endings: et, it, ot
Lesson 76	3.4	oy and oi
Lesson 77	3.5	Endings: ch
Lesson 78	3.6	air and eer
Lesson 79	3.7	Plurals: s, es
Lesson 80	3.8	Silent b, l, h
Lesson 81	3.9	Suffix: ing
Early		
Lesson 82	3.10	igh
Lesson 83	3.11	Suffix: ing
Lesson 84	3.12	ei, ey, eigh
Lesson 85	3.13	le, el, al
Lesson 86	3.14	Suffix: ed
Lesson 87	3.15	Homophones
Lesson 88	3.16	Silent k, g, w
Lesson 89	3.17	Suffixes: er and or
Lesson 90	3.18	wh, ph, gh
Middle		
Lesson 91	3.19	ies, ied
Lesson 92	3.20	augh and ough
Lesson 93	3.21	Suffix: ed
Lesson 94	3.22	c and g
Lesson 95	3.23	Past tense
Lesson 96	3.24	ery, ary, ory
Lesson 97	3.25	ful and less
Lesson 98	3.26	Silent t, n, u
Lesson 99	3.27	Compound words
Late		
Lesson 100	3.28	squ and sph
Lesson 101	3.29	Suffix: y
Lesson 102	3.30	Contractions
Lesson 103	3.31	Irregular plurals
Lesson 104	3.32	Suffix: ly
Lesson 105	3.33	ear
Lesson 106	3.34	un, dis, mis
Lesson 107	3.35	Tricky words
Lesson 108	3.36	Suffix: ness

Year 4		
Lesson Number Teacher	Lesson Number Student	Lesson
Begin		
Lesson 109	4.1	Long vowels
Lesson 110	4.2	ew, ue, ui
Lesson 111	4.3	air, eer, ear
Lesson 112	4.4	Suffix: ing
Lesson 113	4.5	Plurals: s, es
Lesson 114	4.6	c and g
Lesson 115	4.7	le, el, al
Lesson 116	4.8	ge
Lesson 117	4.9	Suffix: ed
Early		
Lesson 118	4.10	un, dis, mis
Lesson 119	4.11	Plurals: s, ies
Lesson 120	4.12	ice, ise
Lesson 121	4.13	er and est
Lesson 122	4.14	ie and ei
Lesson 123	4.15	Suffix: ly
Lesson 124	4.16	Homophones
Lesson 125	4.17	ent and ant
Lesson 126	4.18	Compound words
Middle		
Lesson 127	4.19	Past tense
Lesson 128	4.20	our, ure
Lesson 129	4.21	wh, ph, gh
Lesson 130	4.22	y
Lesson 131	4.23	ch
Lesson 132	4.24	in, ine, ain
Lesson 133	4.25	Suffix: ous
Lesson 134	4.26	in, im, ir, il
Lesson 135	4.27	ion, ation
Late		
Lesson 136	4.28	re, de, pre
Lesson 137	4.29	ment, ship, hood
Lesson 138	4.30	ery, ary, ory
Lesson 139	4.31	able, ible
Lesson 140	4.32	Latin origins
Lesson 141	4.33	Tricky words
Lesson 142	4.34	Suffix: ly (2)
Lesson 143	4.35	cc, xc
Lesson 144	4.36	Greek origins



Understanding how students use Reading Eggs/Eggspress (cont.)

Year 5		
Lesson Number Teacher	Lesson Number Student	Lesson
Begin		
Lesson 145	5.1	Vowels: exceptions
Lesson 146	5.2	rse and rce
Lesson 147	5.3	ent and ant
Lesson 148	5.4	and, end, ond
Lesson 149	5.5	Suffix: fy
Lesson 150	5.6	Homophones
Lesson 151	5.7	our and ure
Lesson 152	5.8	ic
Lesson 153	5.9	Silent letters
Early		
Lesson 154	5.10	ity
Lesson 155	5.11	Compound words
Lesson 156	5.12	Latin origins
Lesson 157	5.13	Suffix: ive
Lesson 158	5.14	ish
Lesson 159	5.15	un, dis, mis
Lesson 160	5.16	Plurals: s and es
Lesson 161	5.17	ist
Lesson 162	5.18	Portmanteau
Middle		
Lesson 163	5.19	ous
Lesson 164	5.20	Plurals: s, ies
Lesson 165	5.21	fer
Lesson 166	5.22	age, idge
Lesson 167	5.23	ment, ship, hood
Lesson 168	5.24	Vowels
Lesson 169	5.25	ion, ian
Lesson 170	5.26	ch
Lesson 171	5.27	Tricky words
Late		
Lesson 172	5.28	oo, ou
Lesson 173	5.29	wh, ph, gh
Lesson 174	5.30	ence and ance
Lesson 175	5.31	Eponyms
Lesson 176	5.32	Suffix: ly
Lesson 177	5.33	que
Lesson 178	5.34	Word building
Lesson 179	5.35	Loan words
Lesson 180	5.36	anti, circum, extra

Year 6		
Lesson Number Teacher	Lesson Number Student	Lesson
Begin		
Lesson 181	6.1	ea and ee
Lesson 182	6.2	Homophones
Lesson 183	6.3	er and est
Lesson 184	6.4	ant and ent
Lesson 185	6.5	Plurals: s, es
Lesson 186	6.6	er and or
Lesson 187	6.7	Vowels
Lesson 188	6.8	ful and less
Lesson 189	6.9	un, mis, dis
Early		
Lesson 190	6.10	i and ay
Lesson 191	6.11	Word building
Lesson 192	6.12	Suffix: ic
Lesson 193	6.13	Compound words
Lesson 194	6.14	Loan words
Lesson 195	6.15	ie and ei
Lesson 196	6.16	able and ible
Lesson 197	6.17	igh, eigh, aigh
Lesson 198	6.18	Suffix: ous
Middle		
Lesson 199	6.19	oa and ow
Lesson 200	6.20	Greek origins
Lesson 201	6.21	re, de, pre
Lesson 202	6.22	ance, ence
Lesson 203	6.23	cc, xc
Lesson 204	6.24	Tricky words
Lesson 205	6.25	ness
Lesson 206	6.26	Irregular plurals
Lesson 207	6.27	ion, ian
Late		
Lesson 208	6.28	Eponyms
Lesson 209	6.29	Vowels: exceptions
Lesson 210	6.30	Plurals: s, ies
Lesson 211	6.31	Suffix: ly
Lesson 212	6.32	ity
Lesson 213	6.33	ary, ery, ory
Lesson 214	6.34	ably, ibly
Lesson 215	6.35	in, im, ir, il
Lesson 216	6.36	ancy, ency



For the full list of words in 'English Skills', please visit www.3plearning/au/readingeggsresources





Notes



Visit the Training and Support portal just for Australian schools



Guides



Video Tutorials



Webinars



Workshops



FAQs



Teacher
Resources

www.3plearning.com/au/training



3P Learning Australia

Level 2, 124 Walker Street

North Sydney, NSW

Tel: 1300 850 331

customerservice@3plearning.com.au

www.3plearning.com/au



3P Learning