

Lesson 6 the letter b

Learning objectives

Children will:

- identify the sound b.
- identify words that begin with b.
- recognize and write b and B.

Common Core State Standards

Reading

Print Concepts:

RF.K.1.B Recognize that spoken words are represented in written language by specific sequences of letters.

RF.K.1.D Recognize and name all upper- and lowercase letters of the alphabet.

Phonics and Word Recognition:

RF.K.3.A Demonstrate basic knowledge of one-to-one letter-sound correspondences by producing the primary sound or many of the most frequent sounds for each consonant.

Language

Conventions of Standard English:

L.K.1.A Print many upper- and lowercase letters.

L.K.2.C Write a letter or letters for most consonant and short-vowel sounds (phonemes).

Vocabulary words

bread, bag, balloon, bell, book, bone, bath, baby, bear, bee, bank, ball, bat, boat

ESL/ELL

Some students may mix up the sounds /b/, /p/ and /d/. Teach them to pronounce these letters correctly

by mimicking you using sets of rhyming words like ban, pan, dan and bin, pin, din or bay, pay, day. Be sure to reinforce the initial sound.

Extra assistance

To differentiate /p/ and /d/, show students how the lips come together to make /p/ and stay open to make /d/. In /d/ the tongue starts behind the top teeth and pulls down, while in /p/ the tongue doesn't really move.

Classroom activities

Buzzy Bee

Sit in a circle. Everyone says, 'Buzzy Bee, Buzzy Bee, what have you got in your hive for me? Something beginning with b!' Then students take turns around the circle naming something that begins with the sound /b/.

Decorate the Letters

Provide the students with a piece of paper that has many different forms of the letter b on it – some dotted, some in bubble writing, some solid letters, a couple of capitals.

- trace over the dotted letters with different colored pencils, textas or crayons
- glue collage materials such as paper bits, leaves or wool to the solid letters
- color in the bubble letters with dots, stripes or shapes

Reading Eggs Lesson sequence	TEACH Content and skills	PRACTICE Children will:	APPLY
Hear: <i>Animated Lesson</i>	Introduce the sound /b/ through words and the song <i>Being on a Boat</i> .	identify the letter b in isolation and in words, and as an initial sound.	Worksheet 1 Phonemic awareness
Write: <i>Dot-to-Dot</i>	Reinforce correct letter formation of lowercase b.	write the letter b.	Worksheet 2 Handwriting
Find: <i>Letter Grid, Trains and Birds</i>	Recognize b in different fonts in both upper- and lowercase.	locate lowercase b and uppercase/capital B.	Worksheet 3 Initial sounds
Vocabulary: <i>Letter Book and Label It</i>	Build vocabulary skills: Match pictures to spoken and written words.	understand key vocabulary and apply it in reading.	Worksheet 4 Check
Read: <i>Book</i>	Read aloud book.	listen, follow the reading and read along.	Reading Eggs Alphabet book b

Bb

Name _____

Phonemic awareness

Lesson 6 • Worksheet 1

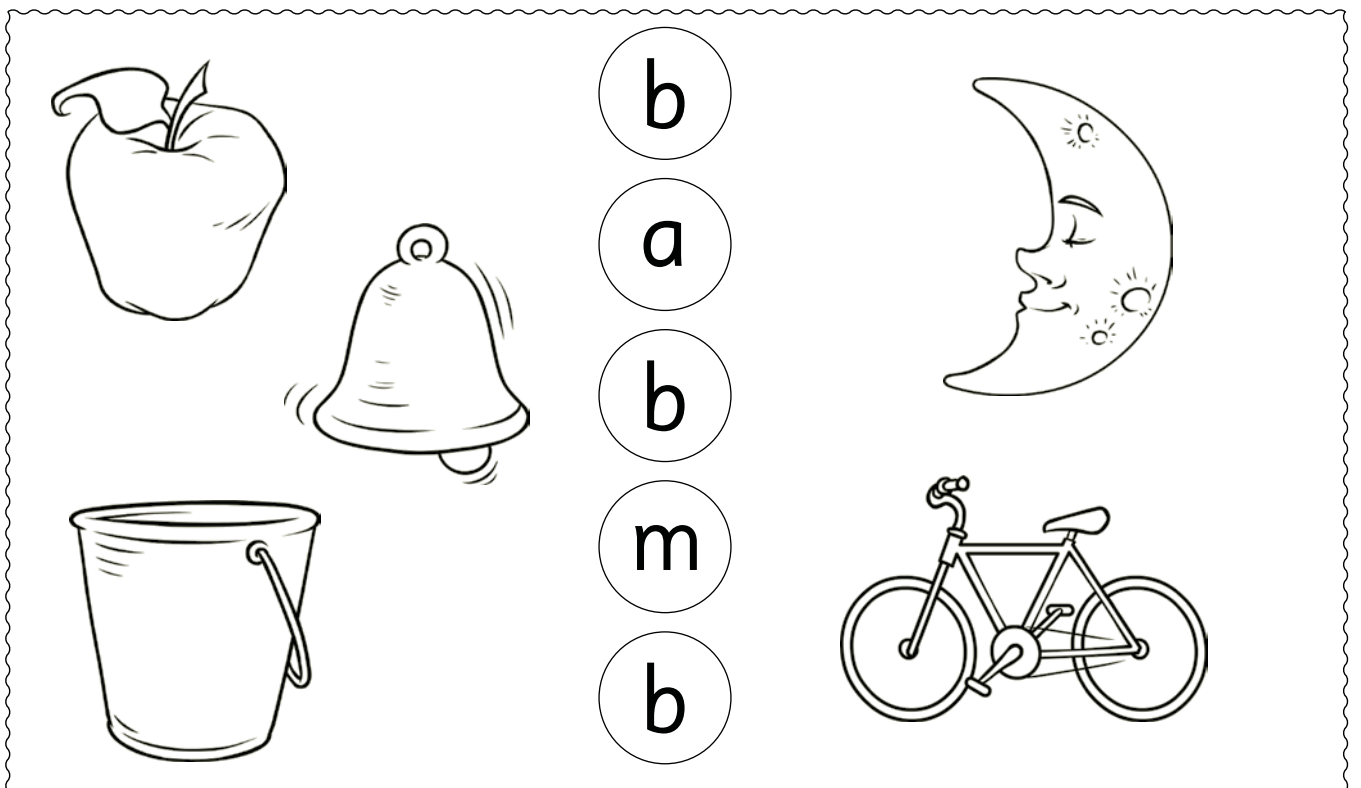
1 Color the bubbles that begin with **b**.

b

b



2 Match each letter to a picture.

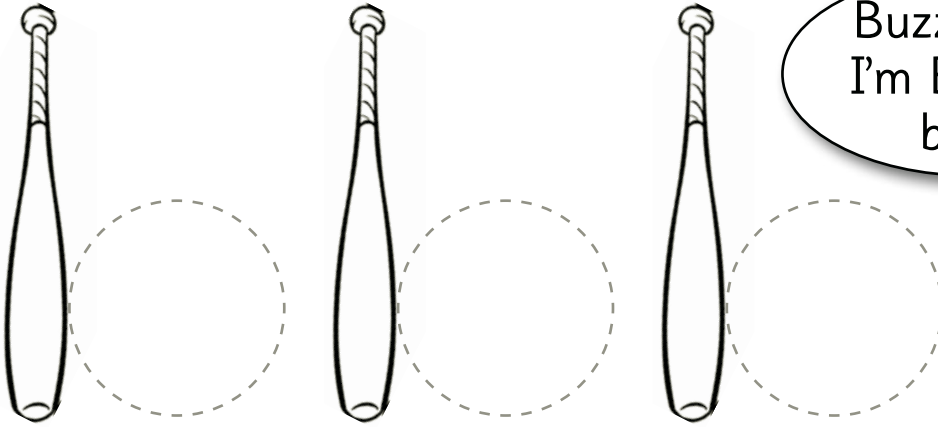


Name _____

Bb

Lesson 6 • Worksheet 2


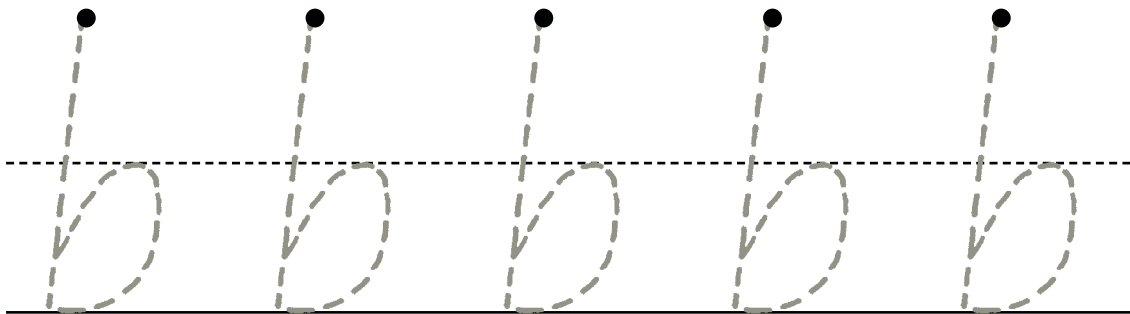
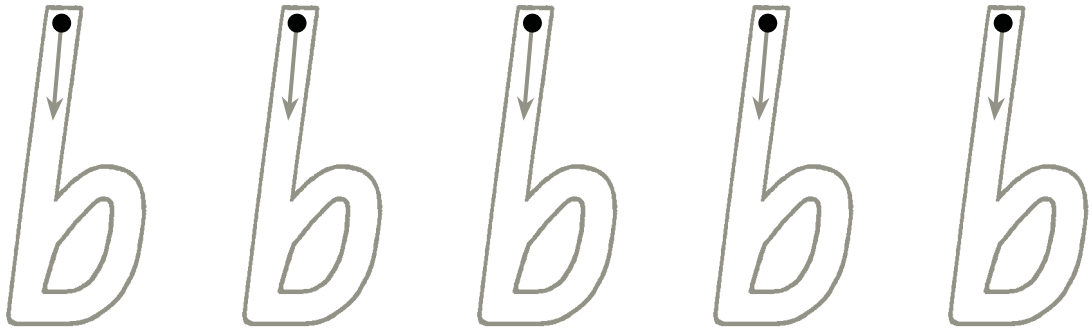
1 Draw a ball next to each bat.



Buzz, buzz!
I'm Bee bee
bear!



2 Trace and write.




Circle
your best
letter.

Bb

Name _____

Initial sounds

Lesson 6 • Worksheet 3



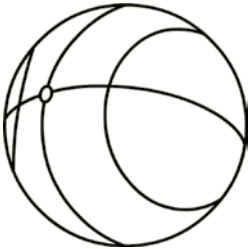
1 Add **b**. Read the word.



 b ee



 ear



 all



 ook



 ag



 ath




 ell



 alloon

2 Draw the bug's legs.



Name _____

Bb

Lesson 6 • Worksheet 4

Check



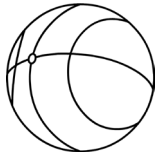











1 Trace the letter. Join to a picture that begins with that sound.

A large rectangular area with a scalloped border containing tracing letters and matching pictures. The letters are: 't' (dashed, starting with a dot), 'm' (dashed, starting with a dot), 's' (dashed, starting with a dot), 'a' (dashed, starting with a dot), and 'b' (dashed, starting with a dot). The pictures are: a balloon, a tree, a crescent moon with a face and stars, a grasshopper, and the number 6.

2 Circle the beginning sound. Write the letter.

s i t

t b m

b		Draw	Trace	Write
bee				
.				
ball				
.				
book				
.				
baby				
..				
bell				
.				
bath				
.				
bear				
.				

Activity 1

Write a *b* each time you read the book.

I read *b* _____ times!



Activity 2

Clap each *b* word as you read.




I counted _____ *b* words.

Activity 3

Color the animals that start with *b*.

I know words that start with *b*.



Activity 4

Draw big, blue balloons.

I can read the letter *b*!

