

# Lesson 42 the alphabet

## Learning objectives

Children will:

- identify the phonemes, graphemes and names of the letters of the alphabet.
- identify the word 'words'.

## Australian Curriculum Content Descriptions

### Sound and letter knowledge

**ACELA1439** listen to the sounds a student hears in the word, and write letters to represent those sounds; identify rhyme and syllables in spoken words; identify and manipulate sounds (phonemes) in spoken words; identify onset and rime in one-syllable spoken words

**ACELA1440** identify familiar and recurring letters and the use of upper and lower case in written texts

### Expressing and developing ideas

**ACELA1438** build word families using onset and rime

**ACELA1758** recognise the most common sound made by each letter of the alphabet, including consonants and short vowel sounds; write consonant-vowel-consonant words by writing letters to represent the sounds in the spoken words; know that spoken words are written down by listening to the sounds heard in the word and then writing letters to represent those sounds

## Sight words

it, the, see, yes

## Word families

cat, rat, hat, fat, sat, mat, bat, van, fan, can, man, ran, tan, pan, map, gap, lap, zap, tap, cap, nap, jam, ham, Sam

## Vocabulary words

orange, zebra, words, carrot, tent, moon, pencil, apple, ant, fun, sun, fish, wish, fox, box, pin, fin, bee

## Extra assistance

English language learners need to understand that in the English language there are 26 graphemes or written letters, but there are actually 44 sounds or phonemes. So far this program has covered the most common sounds for the consonants and the short vowel sounds, to give each student a sound to link to each letter. The letters also have names, which are often different to their sounds and should also be learnt by students.

## Classroom activities

### Decorate the letters


Provide the students with a piece of paper that has all the letters of the alphabet on it – some dotted, some in bubble writing, some solid letters. Trace over the dotted letters with different coloured pencils, textas or crayons. Glue collage materials such as paper bits, leaves or wool to the solid letters. Colour in the bubble letters with dots, stripes or shapes.

Reading Eggs Lesson sequence	TEACH Content and skills	PRACTISE Children will:	APPLY
Hear: <i>Animated Lesson</i>	Introduce the alphabet using letters, sounds and names and <i>Sam's Alphabet Song</i> .	identify lower case letters by their sounds and capital letters by their name.	<b>Worksheet 1</b> The alphabet
Write: <i>Rumble Jumble, Sound Streamers</i>	Unjumble letters for a given word. Identify sounds in words.	write a word from jumbled letters. Sound out and select letters to make words.	<b>Worksheet 2</b> Word families
Find: <i>Honey Bees, Fishing Boats, Word family, Letter Lights, Make a Word, Golden Goose</i>	Recognise a given word. Identify the correct onset letter to complete the word. Recognise letters in upper and lower case. Identify initial letters by sound and read written words.	find the given word in a group. Choose the correct initial letter to make the word. Locate lower case and capital letters. Match pictures to their initial letter. Match a word to its picture.	<b>Worksheet 3</b> Read and write
Vocabulary: <i>Wheel of Words, Rhyming Squares</i>	Build vocabulary skills: Recognise key vocabulary. Identify rhyming words.	match pictures to words. Find images of rhyming words.	<b>Worksheet 4</b> Check
Read: <i>Book</i>	Read aloud book.	listen, follow the reading and read along.	<b>Reading Eggs book</b> Word families for at, an, ap, am

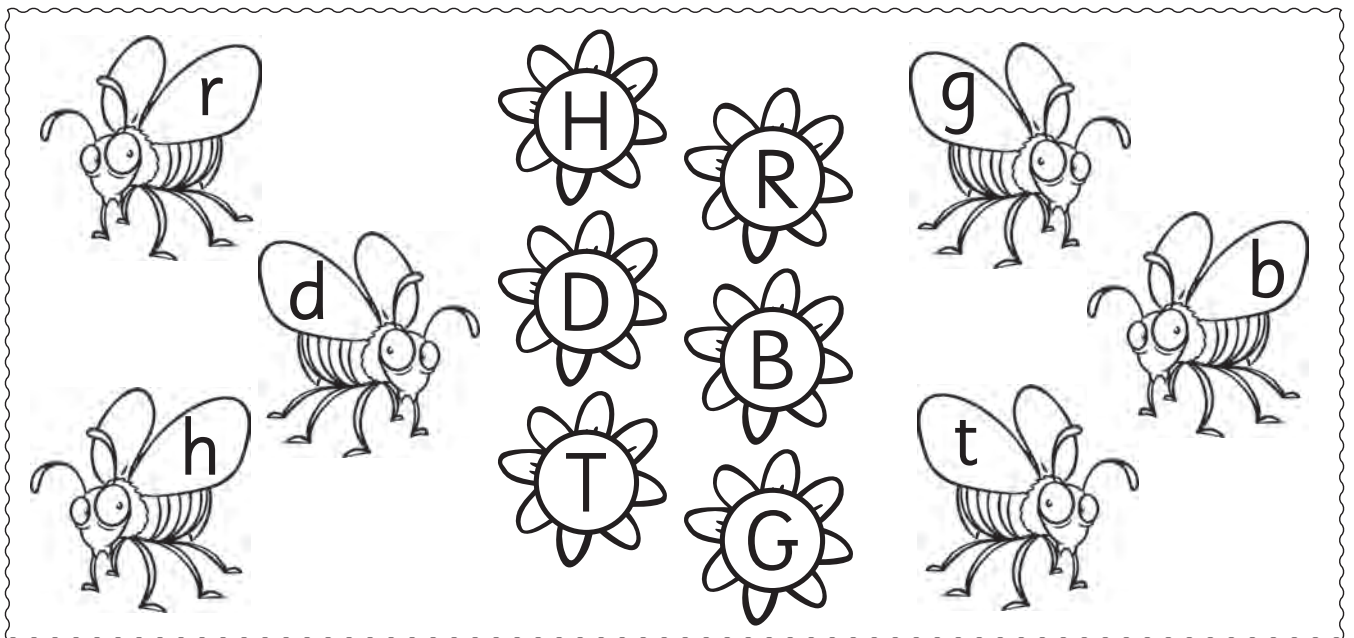
## The alphabet

### Lesson 42 • Worksheet 1

1 Complete the alphabet snakes.



2 Draw lines to match.



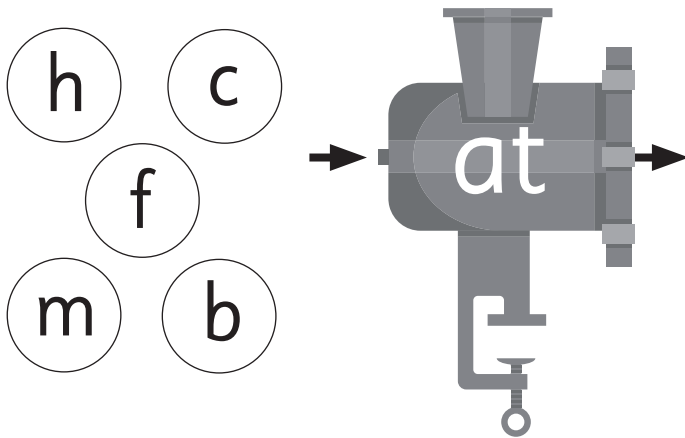
Name \_\_\_\_\_

# a-z

Lesson 42 • Worksheet 2

## Word families

- 1 Join each letter to the **at** machine.  
Write each word you make.



---

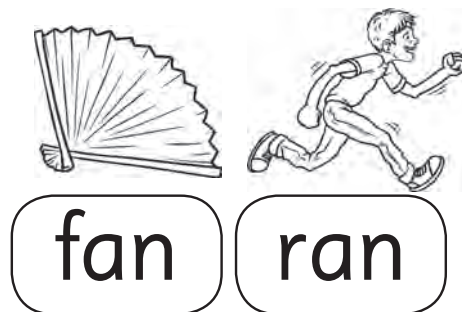
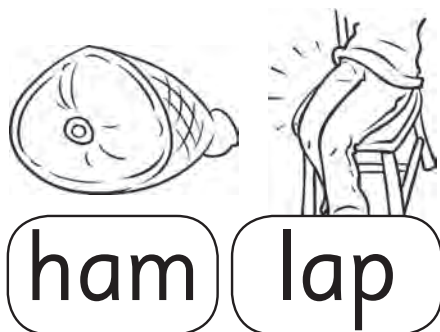
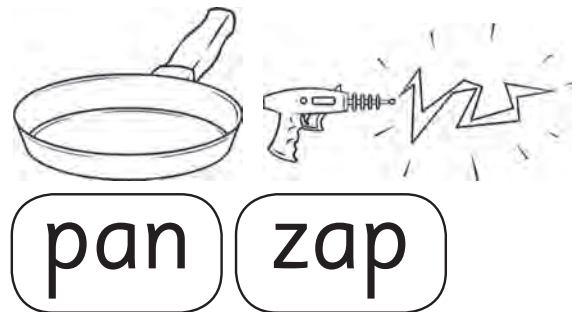
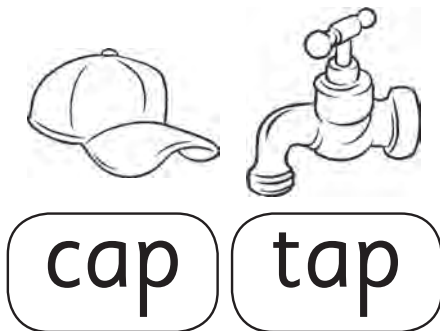
---

---

---

---


- 2 Colour the pairs that rhyme.




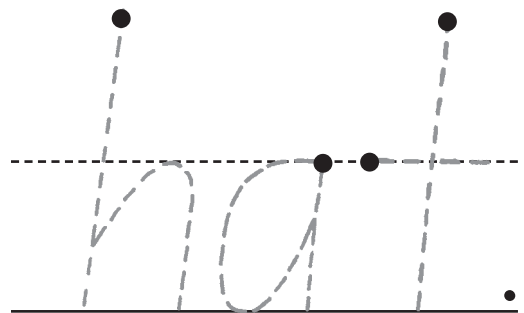
- 3 Colour the **ap** words.



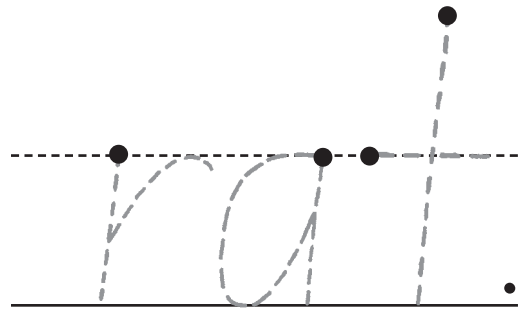
1 Complete each sentence. Draw a picture.



Sam has a



I can see a



2 Colour the correct word. Cross out the wrong word.

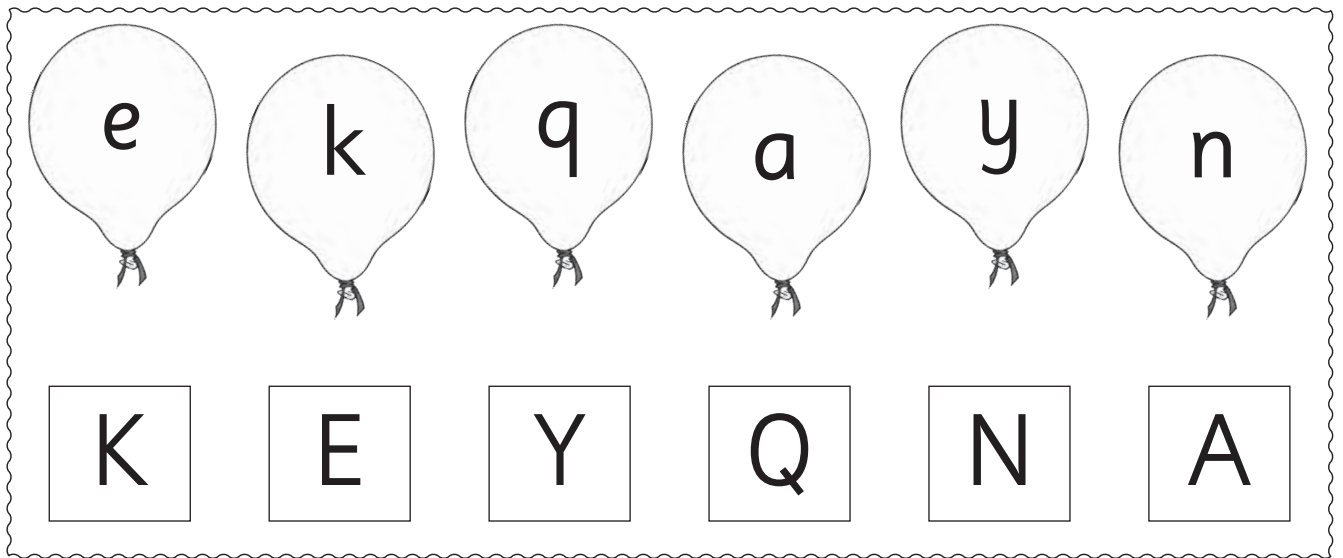
The man had a  ran  nap .

She  sat  map in the van.



**Check**

1 Draw lines to match.



2 Colour **at** words = red **an** words = blue.

cat

hat

man

fan

van

rat

pan

tan

3 Complete the sentences.

hat fat can


I \_\_\_\_\_ see Sam.

She has a \_\_\_\_\_ .

The rat is \_\_\_\_\_ .


Word families for at, an, ap, am				Word family	Draw your favourite
cat	fat	sat		_____ words	
.	.	.			
hat	mat	rat	bat		
.	.	.	.		
can	fan	man		_____ words	
.	.	.			
ran	van	tan	pan		
.	.	.	.		
tap	cap	gap		_____ words	
.	.	.			
lap	map	nap	zap		
.	.	.	.		
jam	ham	Sam		_____ words	
.	.	.			

**Activity 1**  
 .....  
 Colour a hat each time you read the book.



*I read Word families \_\_\_\_\_ times!*

**Activity 2**  
 .....  
 Clap each word as you read.




*I counted \_\_\_\_\_ words.*

**Activity 3**  
 .....  
 Draw the things from the book that you find in a kitchen.

*I can read at, an, ap and am words.*

**Activity 4**  
 .....  
 Match the rhyming words.

*I can read the book,*  
 Word families  
 at, an, ap, am.



Able to read independently

Needs assistance to read