

Lesson 42 the alphabet

Learning Objectives

Children will:

- identify the phonemes, graphemes and names of the letters of the alphabet.
- identify the word “words”.

Common Core State Standards

Reading

Print Concepts:

RF.K.1.B Recognize that spoken words are represented in written language by specific sequences of letters

RF.K.1.D Recognize and name all upper- and lowercase letters of the alphabet.

Phonological Awareness:

RF.K.2.A Recognize and produce rhyming words.

RF.K.2.C Blend and segment onsets and rimes of single-syllable spoken words.

Phonics and Word Recognition:

RF.K.3 Know and apply grade-level phonics and word analysis skills in decoding words.

RF.K.3.A Demonstrate basic knowledge of one-to-one letter-sound correspondences by producing the primary sound or many of the most frequent sounds for each consonant.

RF.K.3.B Associate the long and short sounds with the common spellings (graphemes) for the five major vowels.

RF.K.3.C Read common high-frequency words by sight.

Language

Conventions of Standard English:

L.K.2.C Write a letter or letters for most consonant

and short-vowel sounds (phonemes).

L.K.2.D Spell simple words phonetically, drawing on knowledge of sound-letter relationships.

Sight words

it, the, see, yes

Word families

cat, rat, hat, fat, sat, mat, bat, van, fan, can, man, ran, tan, pan, map, gap, lap, zap, tap, cap, nap, jam, ham, Sam

Vocabulary words

orange, zebra, words, carrot, tent, moon, pencil, apple, ant, fun, sun, fish, wish, fox, box, pin, fin, bee

Extra assistance

English language learners need to understand that in the English language there are 26 graphemes or written letters, but there are actually 44 sounds or phonemes. So far this program has covered the most common sounds for the consonants and the short vowel sounds, to give each student a sound to link to each letter. The letters also have names, which are often different to their sounds and should also be learnt by students.

Classroom activities

Decorate the letters

Provide the students with a piece of paper that has all the letters of the alphabet on it – some dotted, some in bubble writing, some solid letters. Trace over the dotted letters with different colored pencils, textas or crayons. Glue collage materials such as paper bits, leaves or wool to the solid letters. Color in the bubble letters with dots, stripes or shapes.

Reading Eggs Lesson sequence	TEACH Content and skills	PRACTICE Children will:	APPLY
Hear: <i>Animated Lesson</i>	Introduce the alphabet using letters, sounds and names and <i>Sam's Alphabet Song</i> .	identify lowercase letters by their sounds and capital letters by their name.	Worksheet 1 The alphabet
Write: <i>Rumble Jumble, Sound Streamers</i>	Unjumble letters for a given word. Identify sounds in words.	write a word from jumbled letters. Sound out and select letters to make words.	Worksheet 2 Word families
Find: <i>Honey Bees, Fishing Boats, Word Family, Letter Lights, Make a Word, Golden Goose</i>	Recognize a given word. Identify the correct onset letter to complete the word. Recognize letters in upper- and lowercase. Identify initial letters by sound and read written words.	find the given word in a group. Choose the correct initial letter to make the word. Locate lowercase and capital letters. Match pictures to their initial letter. Match a word to its picture.	Worksheet 3 Read and write
Vocabulary: <i>Wheel of Words, Rhyming Squares</i>	Build vocabulary skills: Recognize key vocabulary. Identify rhyming words.	match pictures to words. Find images of rhyming words.	Worksheet 4 Check
Read: <i>Book</i>	Read aloud book.	listen, follow the reading and read along.	Reading Eggs book Word families – at, an, ap, am


a-z

Name _____


The alphabet

Lesson 42 • Worksheet 1

1 Complete the alphabet snakes.



2 Draw lines to match.



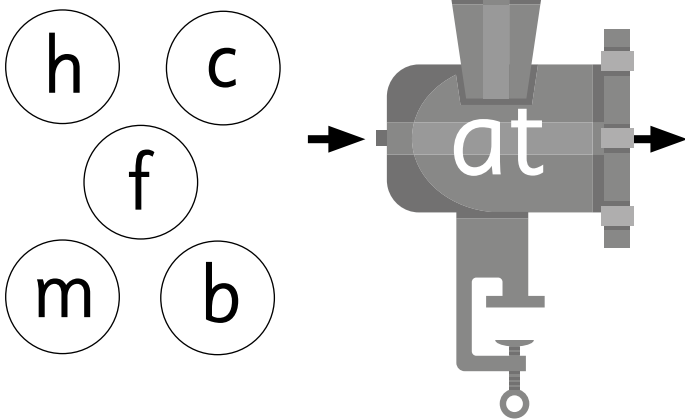
Name _____

a-z

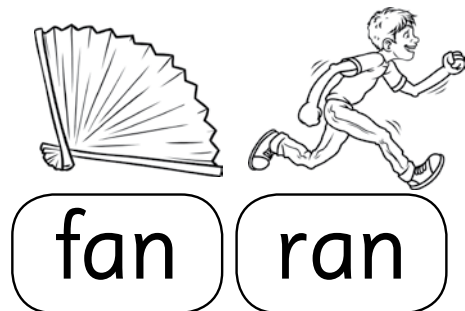
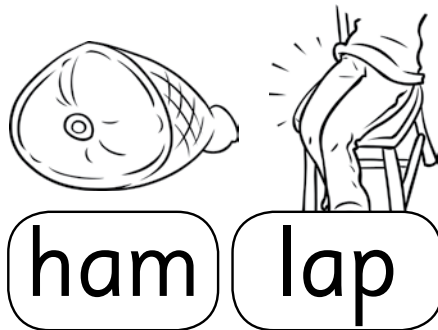
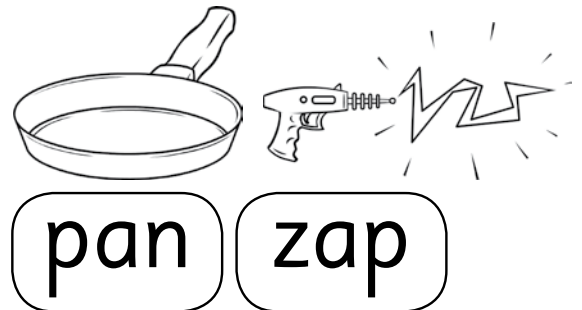
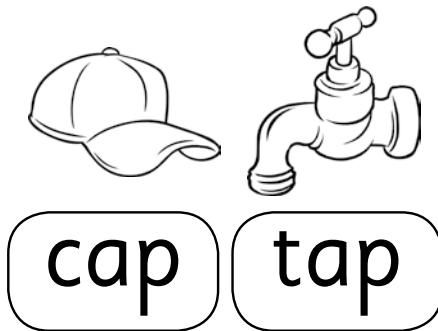
Lesson 42 • Worksheet 2

Word families

- 1 Join each letter to the **at** machine.
Write each word you make.



- 2 Color the pairs that rhyme.



- 3 Color the **ap** words.

map


can

gap


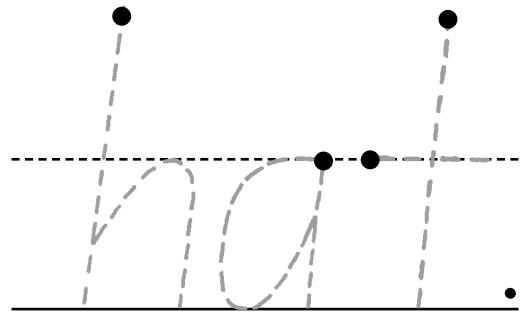
nap

tan

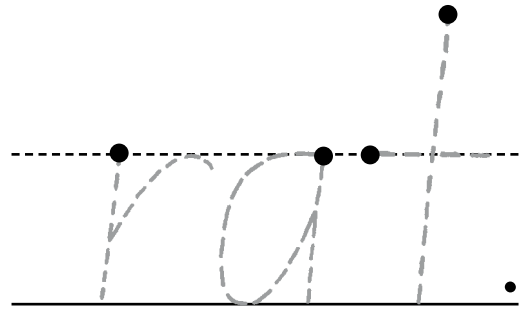
1 Complete each sentence. Draw a picture.



Sam has a



I can see a



2 Color the correct word. Cross out the wrong word.

The man had a ran .
nap

She sat in the van.
map



Check

1 Draw lines to match.

2 Color **at** words = red **an** words = blue.

cat

hat

man

fan

van

rat

pan

tan

3 Complete the sentences.

hat fat can

I _____ see Sam.

She has a _____ .

The rat is _____ .

Word families for at, an, ap, am				Word family	Draw your favorite
cat	fat	sat		_____ words	
.	.	.			
hat	mat	rat	bat		
.	.	.	.		
can	fan	man		_____ words	
.	.	.			
ran	van	tan	pan		
.	.	.	.		
tap	cap	gap		_____ words	
.	.	.			
lap	map	nap	zap		
.	.	.	.		
jam	ham	Sam		_____ words	
.	.	.			

Activity 1

Color a hat each time you read the book.



I read Word families _____ times!

Activity 3

Draw the things from the book that you find in a kitchen.

I can read at, an, ap and am words.

Activity 2

Clap each word as you read.

I counted _____ words.



Activity 4

Match the rhyming words.

I can read the book,
Word families
at, an, ap, am.

