

# Lesson 117 nouns

## Learning objectives

Children will:

- identify nouns and proper nouns.
- recognise that proper nouns need capital letters.
- read and write nouns and proper nouns.

## Australian Curriculum Content Descriptions

### Sound and letter knowledge

**ACELA1439** identify rhyme and syllables in spoken words

**ACELA1457** recognise words that start with a given sound, end with a given sound, have a given medial sound, rhyme with a given word

**ACELA1458** recognise sound-letter matches including common vowel and consonant digraphs and consonant blends

### Expressing and developing ideas

**ACELA1435** learn that word order in sentences is important for meaning

**ACELA1455** build word families from common morphemes; use morphemes to read words

**ACELA1778** learn an increasing number of high-frequency sight words recognised in shared texts and in texts being read independently; know that regular one-syllable words are made up of letters and common letter clusters that correspond to the sounds heard, and how to use visual memory to write high-frequency words

### Interpreting, analysing and evaluating

**ACELY1659** combine knowledge of context, meaning,

grammar and phonics to decode text; recognise most high-frequency sight words when reading text

## Word families

girl, sandpit, crocodile, swing, paw, coast, thorn, raincoat, toast, lion, butterfly, tadpole, waterfall, bathroom, rowboat, tree, tiger, bird, goat, shirt, flower, light, moon, night, spider

## Vocabulary words

better, loudly, caught, chew, roar, wanted, hurt

## Extra assistance

Nouns are most easily explained to young children as the names of places and things, such as *home*, *school*, *pencil*, *girl*, *rabbit* and so on. Proper nouns are the names of particular people, places and things, for example *Mary*, *Sydney* and the *Eiffel Tower*. Play sorting games to reinforce this concept, using nouns and proper nouns, or nouns and other types of words.

## Classroom activities

### Collage

Give each student a piece of paper with the word *noun* written on it. Have them go through old magazines or newspapers and cut out pictures of objects, places, people and animals. They glue these on the paper and label them with a noun. Remind them to use a capital letter for proper nouns.

Reading Eggs Lesson sequence	TEACH Content and skills	PRACTISE Children will:	APPLY
Hear: <i>Animated Lesson</i>	Introduce nouns and proper nouns with capital letters.	understand what nouns and proper nouns are.	<b>Worksheet 1</b> Common nouns
Write: <i>Syllable Crunch, Write the Banner</i>	Identify syllables in a word. Recognise correct word order for a sentence.	select the syllables to make a word. Choose the correct words to make a sentence.	<b>Worksheet 2</b> Proper nouns
Find: <i>1, 2, 3, 4, Buzzy's Word Machine, What's Missing?, Dragon Fire</i>	Identify the order of a sequence of events. Select word endings. Identify the missing sound in a word. Recognise a given word.	put pictures in order to show a sequence. Match the word to its ending. Choose the correct letter to make the word. Find the given word in a group.	<b>Worksheet 3</b> Read and write
Vocabulary: <i>Define It, Scrapbook, Power Words</i>	Build vocabulary skills: Recognise words by their definitions. Identify the parts of a compound word. Recognise key vocabulary.	choose the correct word to match the definition. Select two words to make a compound word. Match pictures to words.	<b>Worksheet 4</b> Check
Read: <i>Book</i>	Read aloud book.	listen, follow the reading and read along.	<b>Reading Eggs Story book</b> Roary the Lion







# Nouns

Name \_\_\_\_\_


## Common nouns

### Lesson 117 • Worksheet 1

1 Match each common noun to its picture.

	<input type="text" value="lion"/>	
	<input type="text" value="drink"/>	
	<input type="text" value="paw"/>	
	<input type="text" value="thorn"/>	
	<input type="text" value="net"/>	
	<input type="text" value="rope"/>	

2 Colour Roary's common nouns.



<input type="text" value="mice"/>		<input type="text" value="net"/>
<input type="text" value="cake"/>		<input type="text" value="and"/>
<input type="text" value="much"/>		<input type="text" value="rope"/>
<input type="text" value="thorn"/>		<input type="text" value="friends"/>

## Proper nouns

1 Match each proper noun to its picture.







2 Write the nouns in the correct boxes. Hint! Look for the capital letters.

Monday  
bird  
Charlie  
leaf  
tooth  
Africa  
stick  
July

**common nouns**

**proper nouns**

# Nouns

Name \_\_\_\_\_

Read and write

Lesson 117 • Worksheet 3

1 Complete the sentences.

net cake friends drink

Roary wanted an icy cold \_\_\_\_\_.

Roary got caught in a \_\_\_\_\_.

Catty was baking a \_\_\_\_\_.

“It’s good to have \_\_\_\_\_!”

2 Write a sentence using Roary’s word.

lion



---

---

---

---

## Check

1 Circle the common nouns.

Roary got a thorn stuck in his paw.

Then he got caught in a net. The mice  
chewed the rope until Roary was free.

Colour a star each time you find a common noun.




2 Give each proper noun a capital letter.

charlie likes to swing in the trees.

I went to a party on sunday.

reggie loves to read books.

kate is going on holiday to china.



Colour a star each time you write a capital.



Roary the Lion • Word count: 170 • Excerpt: 64 words											Colour an ice-cube for each noun		
Roary	the	Lion	wanted	an	icy	cold	drink.						
.	.	.	.	.	.	.	.						
He	caught	Icy	Mice.	"I	can	put	Icy	Mice	into				
.	.	.	.	.	.	.	.	.	.				
my	drink.	It	will	be	nice	and	cool	and	tasty	too."			
.	.	.	.	.	.	.	.	.	.	.			
"Please	Roary,	let	us	go,"	Icy	Mice	said.						
.	.	.	.	.	.	.	.						
"We	will	be	good	friends	to	you.	That's	much					
.	.	.	.	.	.	.	.	.					
more	fun."	Roary	smiled	and	let	them	go.						
.	.	.	.	.	.	.	.						
Roary	the	Lion	got	a	thorn	stuck	in	his	paw.				
.	.	.	.	.	.	.	.	.	.				

**Activity 1**  
.....  
Colour a cool drink each time you read the book.  
*I read Roary the Lion \_\_\_\_\_ times!*

**Activity 2**  
.....  
Draw and label cool drinks that you like.  
*I can connect with the story.*

**Activity 3**  
.....  
Colour the proper nouns green.  
Who is in this story?  
*I can find proper nouns.*

**Activity 4**  
.....  
Who wants a cool drink?  
Why does Roary let Icy Mice go?  
What gets stuck in Roary's paw?  
*I can understand the book, Roary the Lion.*

Able to read independently   
Needs assistance to read