

RESOURCE: 30 PASSAGES + QUESTIONS

# COMPREHENSION PASSAGES

READING LITERAL  
COMPREHENSION

READ THE STORY, THEN SELECT THE CORRECT ANSWER.

STORY 18

**Zap can bat**

Zap is a rat.  
Zap is a good rat.  
Zap the rat can bat.



1

Zap is a \_\_\_\_\_.

cat

bat

rat

2

Zap is a \_\_\_\_\_ rat.

bad

good

3

Zap can \_\_\_\_\_.

READ THE STORY, THEN SELECT THE CORRECT ANSWER.

STORY 19

**The hill**

This is a hill.  
The hill is little.  
A tree is on the hill.



1

This is a \_\_\_\_\_.

fill

hill

mill

The hill is \_\_\_\_\_.

big

long

little

On the hill is a \_\_\_\_\_.

tree

cat

mill

Reading



BROUGHT TO YOU BY THE TEACH WITH READING EGGS TEAM

[www.readingeggs.com](http://www.readingeggs.com)

# LEARNING TO READ WITH READING EGGS

Thank you for choosing this **Reading Eggs** packet. Research shows that good comprehension skills are essential for reading success. But some kids need lots of practise to develop these skills. So we've created this series of packets to help your students build strong reading comprehension skills while they have fun at the same time.



Early reading comprehension skills include

- ✓ Sequencing
- ✓ Making predictions
- ✓ Retelling known stories
- ✓ Summarising
- ✓ Asking questions.

Reading comprehension is foundational for

- ✓ Beginning readers
- ✓ Struggling readers
- ✓ ELL



Early reading comprehension helps learners monitor their understanding whilst reading. This packet contains 30 passages. Each simple passage has three sentences to check comprehension.

## WHY COMPREHENSION?

Reading comprehension means understanding the texts we read or hear. Literal comprehension involves finding the answers that are explicitly in the text, and usually start with who, what, where, when, or how. Strong literal comprehension helps learners see patterns. These patterns develop the strongest foundation for inferential and critical reading skills later on.

The **Reading Eggs** team are passionate about helping children learn to read so we're always adding resources to help at home and in the classroom. To find more resources for comprehension and other key reading skills visit **Teach with Reading Eggs on Teachers Pay Teachers**.

*Katy Pike*

**Katy Pike and  
The Reading Eggs Team**

Happy  
Eggsploring!



[www.readingeggs.com](http://www.readingeggs.com)

I know how much you care about giving your child a great start in reading, because I had the EXACT same feeling, too. I remember life before Reading Eggs. Like you, I was determined to give my four kids the BEST start in life, and that meant helping them learn to read.

The problem was that reading is complicated. There are so many skills they need to learn. From phonological awareness, phonics, sight words and vocabulary to comprehension and fluency, it's hard to know where to start. And most children need lots of time and a whole lot of repetition to get all these skills in place. If you're busy, this can get very challenging very quickly.

We knew there had to be an easier way. So I used my 25 years of experience in educational publishing, along with the most solid scientific research on reading instruction and child motivation, to create the online Reading Eggs program. This reading program completely transformed the way millions of children around the world learned to read. 10 MILLION children to be exact (and counting)!

Reading Eggs works because it's built on the five pillars for reading success. The program is used in thousands of schools because it's so effective. And kids love it. And you will too as you watch children make real progress in the most important skill they need for future academic success.

I hope you enjoy the reading journey,

Katy Pike



## WHERE CHILDREN BECOME GREAT READERS!

The online reading program for 2–13 year olds.

**Reading Eggs** is the multi-award winning reading program that has been used by over 10 million children worldwide. Children have fun learning **phonics** and **essential reading skills** with interactive games, activities, and e-books.


Over 91% of parents using **Reading Eggs** report a noticeable improvement within weeks.



Ages 2–4

### First Steps


Delight your toddler with fun games and activities that build alphabet knowledge and ready-to-read skills.



Ages 3–7

### Learning to Read

Children follow structured, one-on-one lessons that teach phonics, sight words and reading skills.



Ages 7–13

### Building Confidence

Older children can continue building key literacy skills that will help them succeed.



[www.readingeggs.com](http://www.readingeggs.com)

# READING EGGS AT HOME

It's so easy to get started with **Reading Eggs**.

## 1 Placement test

Have your child take the **Reading Eggs** placement test. This will ensure your child begins at the appropriate level. Let the reading begin!



## 2 120 Reading lessons

Your child can be starting their personalised reading journey in minutes and with 120 lessons, games, songs and hundreds of books, you know they will be on the right track to reading success.



## 3 Printable pages

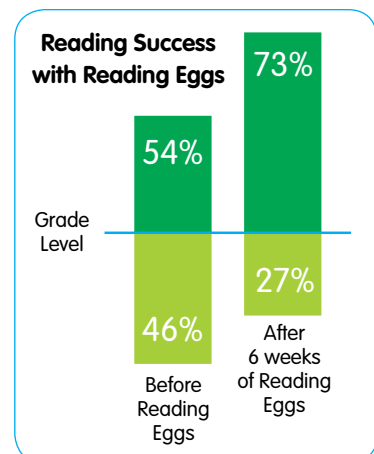
Worksheets and teaching notes are available for every lesson.



# SCIENTIFICALLY PROVEN TO WORK!

In an independent study conducted in 2017, students using **Reading Eggs** outperformed students that didn't use the program. Student engagement with the program was high because of the variety of lessons, fun activities, songs, and rewards.

Students using **Reading Eggs** for 60 minutes per week made significant improvements in their phonics skills, reading levels, and reading proficiency. In fact, 93% of students increased at least one reading level over the six weeks.





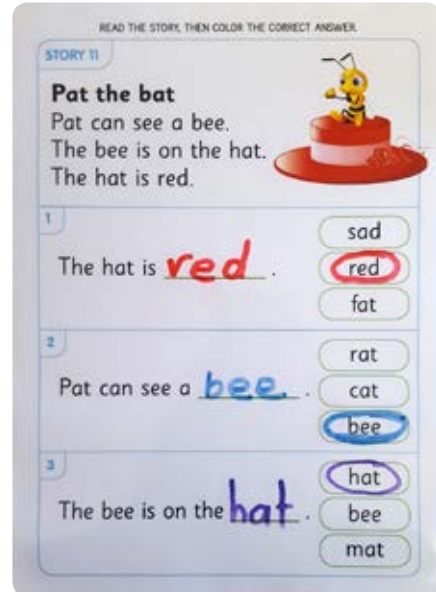
# HOW TO USE

## What's included?

- ✓ 30 x sets of reading passages and questions

## Setting it up

- 1 Print pages 6–36 single sided.
- 2 Use one passage at a time.



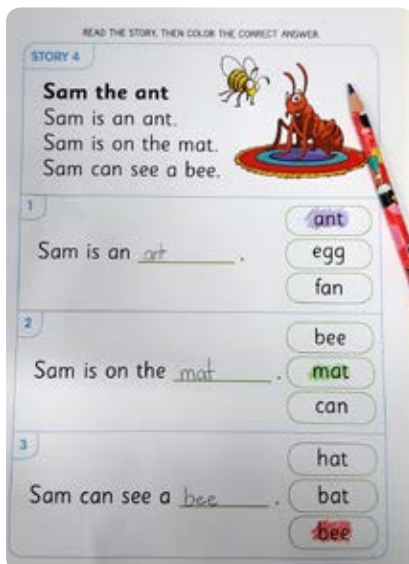
## Notes for Printing

These also work well printed in the grayscale to save on colour ink.

# TEACHING IDEAS

## 1 Read + Colour

Read the passage together. Use coloured pencils to shade the correct word to complete each sentence. Write the correct word in the space.



## 2 Laminate + Clip

Laminate each page. Read the passage together. Read one question strip at a time. Clip a peg on the correct word to complete each sentence. Manipulating pegs is an excellent way to strengthen little fingers and build fine motor skills.



# RESOURCE LISTING

Set	Story
1	See the cat
2	The van
3	Bob
4	Sam the ant
5	Tom
6	Ben has a pet
7	The dog and cat
8	The yak
9	The map
10	Dan
11	Pat the bat
12	Zap can bat
13	Jazz and Sam
14	Sid the kid
15	The red top
16	Fun in the sun
17	The band
18	Sam's bed
19	The hill
20	Blue bird
21	The queen's ring
22	Ham is good
23	Sam's three fish
24	Jazz
25	The shop
26	The frog
27	His or hers?
28	Pink rocks
29	Harry
30	Frog and bird

**STORY 1**

# See the cat

I can see the cat.

The cat is fat.

The cat has a hat.



1

I can see the \_\_\_\_\_.

dog

rat

cat

2

The cat is \_\_\_\_\_.

sad

big

fat

3

The cat has a \_\_\_\_\_.

mat

hat

ball


## STORY 2

### The van

I can see the van.

The cat is in the van.

The cat had a nap in the van.



1

I can see the \_\_\_\_\_.

car

van

tree

2

In the van is a \_\_\_\_\_.

cat

pan

pat

3

The cat had a \_\_\_\_\_.

hat

nap

bee



**STORY 3**

**Bob**

I am Bob.

Bob can hop.

Bob can see the cat.



**1**

I am \_\_\_\_\_.

Ted

Bob

Meg

**2**

Bob can \_\_\_\_\_.

run

top

hop

**3**

Bob can see the \_\_\_\_\_.

cat

dog

ram


**STORY 4**

# Sam the ant

Sam is an ant.

Sam is on the mat.

Sam can see a bee.



1

Sam is an \_\_\_\_\_.

ant

egg

fan

2

Sam is on the \_\_\_\_\_.

bee

mat

can

3

Sam can see a \_\_\_\_\_.

hat

bat

bee

**STORY 5**

**Tom**

Tom is a man.

He is hot.

He can get a fan.



**1**

Tom is a \_\_\_\_\_.

fan

mat

man

**2**

He is \_\_\_\_\_.

hot

top

hit

**3**

He can get a \_\_\_\_\_.

fin

fan

man

**STORY 6**

**Ben has a pet**

Ben is ten.

He has a pet hen.

The hen is red.



**1**

Ben is \_\_\_\_\_.

hen

ten

red

**2**

He has a pet \_\_\_\_\_.

cat

dog

hen

**3**

The hen is \_\_\_\_\_.

wet

red

ill

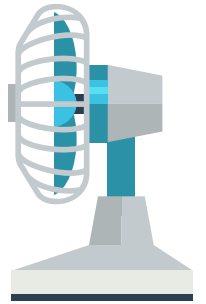
**STORY 7**

# The dog and cat

The dog has a hat.

The cat has a fan.

The fan is on.



1

The dog has a \_\_\_\_\_.

tap

hat

fan

2

The cat has a \_\_\_\_\_.

fan

sun

fish

3

The fan is \_\_\_\_\_.

red

on

off



**STORY 8**

# The yak

I can see a yak.  
The yak has a hat.  
The hat is yellow.



1

I can see a \_\_\_\_\_.

yak

yes

dog

2

The yak has a \_\_\_\_\_.

map

yoyo

hat

3

The hat is \_\_\_\_\_.

red

yellow

blue

**STORY 9**



# The map

Can you see the map?

Yes! I can see a cat on the map.

The map has a cat and a van.

1

I can see the \_\_\_\_\_ .

map

man

tan

2

I can see the \_\_\_\_\_  
on the map.

pan

van

hat

3

The map has a van  
and a \_\_\_\_\_ .

cap


van

cat

**STORY 10**

**Dan**

Dan has a fish and a cat.  
He can see the fish.  
The fish is big.



1

Dan has a fish and a  
\_\_\_\_\_.

dog

fish

cat

2

Dan can see the \_\_\_\_\_.

fish

dish

dog

3

The fish is \_\_\_\_\_.

big

little

black

**STORY 11**

# Pat the bat

Pat can see a bee.

The bee is on the hat.

The hat is red.



1

The hat is \_\_\_\_\_.

sad

red

fat

2

Pat can see a \_\_\_\_\_.

rat

cat

bee

3

The bee is on the \_\_\_\_\_.

hat

bee

mat

**STORY 12**

# Zap can bat

Zap is a rat.

Zap is a good rat.

Zap the rat can bat.



1

Zap is a \_\_\_\_\_.

cat

bat

rat

2

Zap is a \_\_\_\_\_ rat.

bad

good

big

3

Zap can \_\_\_\_\_.

zap

bat

pat




## STORY 13

### Jazz and Sam

Jazz has a cup.

Sam has a cup and a bun.

Sam cut the bun.



1

Jazz has a \_\_\_\_\_.

bun

cup

hat

2

Sam has a cup and a  
\_\_\_\_\_.

cap

cup

bun

3

Sam cut the \_\_\_\_\_.

bun

fun

bat

**STORY 14**

**Sid the kid**

Sid is a kid.

He has a hat.

Sid hid in a log.



1

Sid is a \_\_\_\_\_.

kitten

did

kid

2

He has a \_\_\_\_\_.

log

hat

hot

3

Sid hid in a \_\_\_\_\_.

leg


log

lid

**STORY 15**

# The red top

Sam has a top.  
It is big and red.  
It can spin.



1

Sam has a \_\_\_\_\_.

tip

top

tap

2

The top is big and  
\_\_\_\_\_.

bit

little

red

3

The top can \_\_\_\_\_.

spin

bin

fin

**STORY 16**

# Fun in the sun

Fit Fox has a cap.  
He can run in the sun.  
The sun is hot.



1

Fit Fox has a \_\_\_\_\_.

cap

hat

sun

2

He can run in the \_\_\_\_\_.

hot

sun

run

3

The sun is \_\_\_\_\_.

Fit Fox

hot

cap

**STORY 17**

# The band

Zee Bee taps a can.

Zap Bat taps a box.

It is a band. The band is fun.



1

The band is \_\_\_\_\_.

big

fun

sad

2

Zee Bee taps a \_\_\_\_\_.

box

band

can

3

Zap Bat taps a \_\_\_\_\_.

pot

box

hat



**STORY 18**



## Sam's bed

Sam has a bed.

“I like my big bed,” said Sam. “I can sit on it.”

1

Sam has a \_\_\_\_\_.

wig

box

bed

2

Sam said, “I like my  
\_\_\_\_\_.”

boxes

big bed

Tom

3

Sam can \_\_\_\_\_ on it.

kick

swim

sit

**STORY 19**

# The hill

This is a hill.

The hill is little.

A tree is on the hill.



1

This is a \_\_\_\_\_.

fill

hill

mill

2

The hill is \_\_\_\_\_.

big

long

little

3

On the hill is a \_\_\_\_\_.

tree

cat

mill

STORY 20



## Blue bird

This is a bird.

A bird can sing.

A bird has two wings.

1

This is a \_\_\_\_\_.

bird

dog

bat

2

A bird can \_\_\_\_\_.

fill

ring

sing

3

A bird has two \_\_\_\_\_.

wet

wings

rings

**STORY 21**

# The queen's ring

The queen has a ring.  
It is little and red.  
“I like my ring,” she said.



1

The queen has a \_\_\_\_\_.

ring

wing

red

2

The ring is \_\_\_\_\_.

blue

little

pink

3

The Queen said, “I like  
my \_\_\_\_\_.”

ring

king

wings

**STORY 22**

# Ham is good

This is Sam the ant  
Sam has ham in a can.  
The ham is good!



1

Sam is an \_\_\_\_\_.

jam

can

ant

2

The ham is in a \_\_\_\_\_.

tin

hat

can

3

The ham is \_\_\_\_\_.

bad

good


red



**STORY 23**

# Sam's three fish

Sam has three fat fish.  
The big fish is yellow.  
The green fish is little.



1

Sam has \_\_\_\_\_ fish.

red

thin

fat

2

The big fish is \_\_\_\_\_.

red

yellow

green

3

The green fish is \_\_\_\_\_.

little

red

big

**STORY 24**

# Jazz

Jazz has a pot  
She got lots of dots.  
The pot got hot.



1

Jazz has a \_\_\_\_\_.

pet

pot

pat

2

She got lots of \_\_\_\_\_.

dots

dogs

dolls

3

The pot got \_\_\_\_\_.

hit

hat

hot

**STORY 25**

# The shop

Look at the shop.

The shop sells pots.

This pot has little red dots.



1

Look at the \_\_\_\_\_.

ship

shop

shed

2

The shop sells \_\_\_\_\_.

tots

pots

bots

3

The pot has little red  
\_\_\_\_\_.

dots

pots

dogs

**STORY 26**

# The frog

Look at the frog.  
The frog can hop.  
The frog is happy.



1

Look at the \_\_\_\_\_.

fan

frog

happy

2

The frog can \_\_\_\_\_.

hot

hip

hop

3

The frog is \_\_\_\_\_.

sad

happy

hippy

## STORY 27



### His or hers?

This is the princess  
and this is her horse.  
This is the prince and  
this is his game.

1

The princess has a

\_\_\_\_\_ .

game

horse

ring

2

The prince has a

\_\_\_\_\_ .

game

horse

ring

3

He likes \_\_\_\_\_ game.

her

it's

his

**STORY 28**



## Pink rocks

Look at my bag of rocks.  
They are for my fish.  
They are little and pink.

1

I got a bag of \_\_\_\_\_.

socks

rocks

fish

2

The rocks are for my  
\_\_\_\_\_.

socks

rocks

fish

3

The rocks are little and  
\_\_\_\_\_.

fish

pink

big

**STORY 29**



# Harry

Harry is a horse.

He can run and jump.

He is a very happy horse.

1

Harry is a \_\_\_\_\_ .

bossy

jump

horse

2

Harry can run and  
\_\_\_\_\_ .

swim

jump

very

3

He is very \_\_\_\_\_ .

jolly

happy

hippy

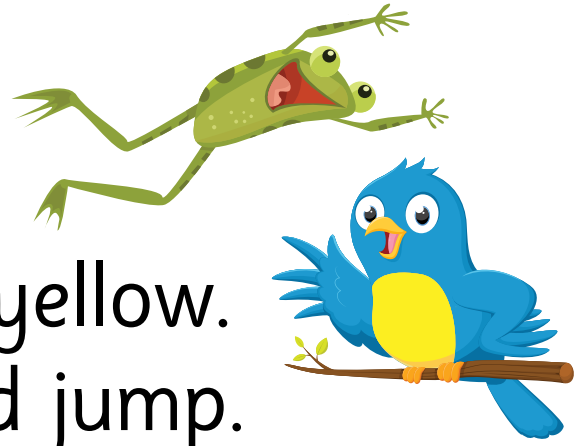
STORY 30

# Frog and bird

The bird is blue and yellow.

The frog can hop and jump.

The bird likes the little green frog.



1

The bird likes the

\_\_\_\_\_.

frog

dog

green

2

The frog can \_\_\_\_\_.

little

jump

fly

3

The frog is \_\_\_\_\_  
and green.

little

blue

yellow



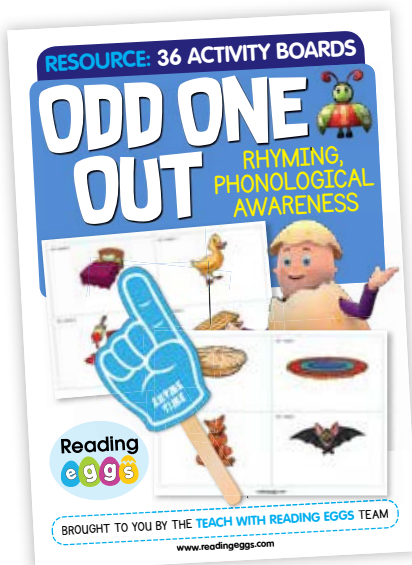

# CONGRATULATIONS!

You've just taken the first steps to reading success!  
Thank you for trying this resource. We hope you enjoy using it with your students. Visit our **Teach Reading with Reading Eggs TPT** store for these other great resources.

## SEGMENTING + BLENDING CARDS

**Listen, Identify, Blend + Say!**

Perfect for strengthening phonemic awareness!  
Use the 90 picture cards with Elkonin boxes today!



## ODD ONE OUT Mini GAME

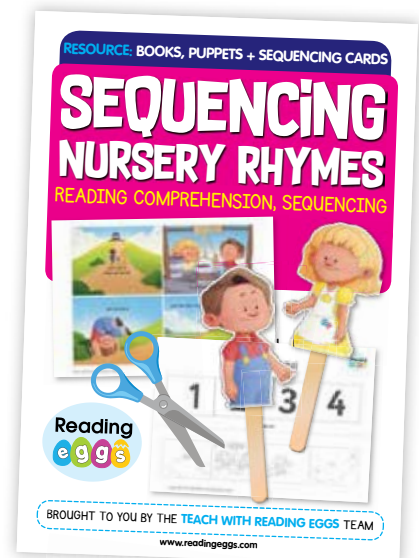
**3, 2, 1, Let's get ready to rhyme!**

Let this packet help your students practice hearing rhyming words. With 36 mini-games, these easy-to-use boards are perfect for literacy centers or as a pair game.

## NURSERY RHYMES + SEQUENCING ACTIVITIES + PUPPETS

**Let's tell stories together!**

Build core reading comprehension skills with these beautifully-illustrated nursery rhymes. Activities the whole class will enjoy!



# HAPPY EGGSPLORING!

[www.readingeggs.com](http://www.readingeggs.com)

