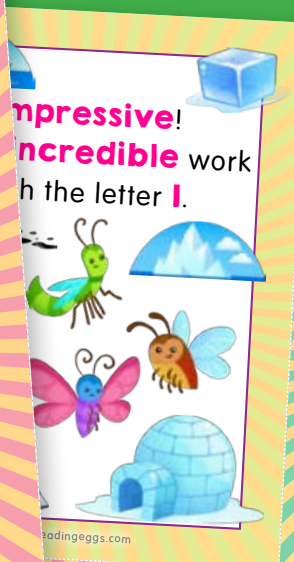
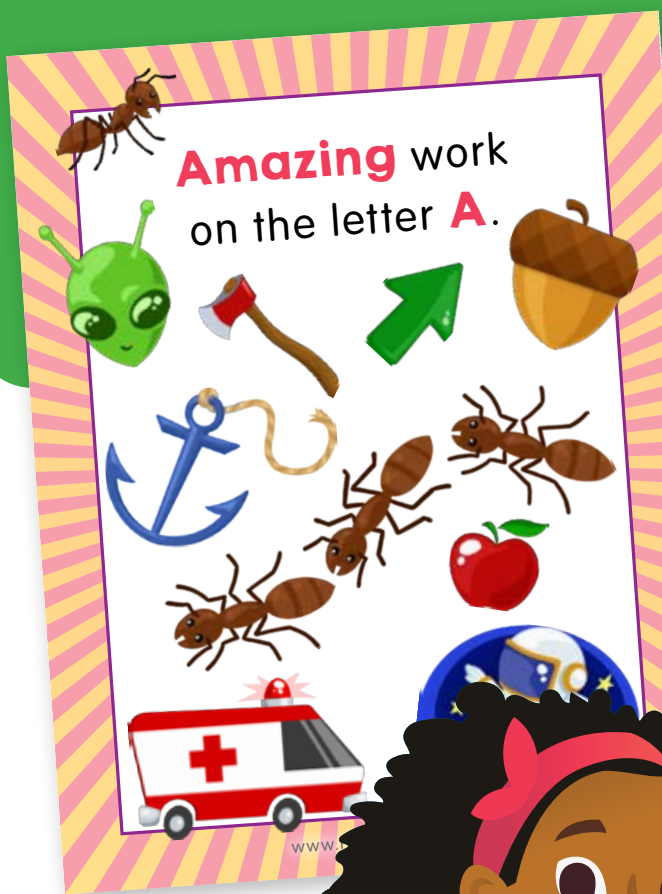


RESOURCE: REWARDS

ALPHABET CERTIFICATES

FREE!

ALPHABET



Reading
eggs



BROUGHT TO YOU BY THE TEACH WITH READING EGGS TEAM

www.readingeggs.com

LEARNING TO READ WITH READING EGGS

Thank you for choosing this **FREE Teach with Reading Eggs** packet. We all like to be recognized for our efforts and knowing the letters of the alphabet is a huge achievement. That's why we've created this **FREE** set of alphabet certificates so you can reward your students' hard work.

The **Teach with Reading Eggs** team are passionate about helping children learn to read and rewarding the milestones along the way. We're always adding resources to help at home and in the classroom. To find more resources visit **Teach with Reading Eggs on Teachers Pay Teachers**.

Katy Pike

**Katy Pike and
The Reading Eggs Team**

Happy
Eggsploring!



HOW TO USE

Print, laminate, and start using them right away.

What's included?


- ✓ 28 × certificates
 - 26 × single letter certificates
 - 2 × letters and sounds alphabet certificates

Setting it up

- 1 Print pages 3–9 single sided.
- 2 Laminate each page.
- 3 Use the certificates to reward individual students.



Amazing work
on the letter **A**.



www.readingeggs.com



Bright and **brainy**!
You're **brilliant**
with the letter **B**.



www.readingeggs.com



Congratulations!
You're **clever** with the
letter **C**.



www.readingeggs.com



Delightful!
You **dazzle**
with the letter **D**.



www.readingeggs.com



Excellent work! You're
an **expert** with **E**.



www.readingeggs.com



Fantastic!


What **fun** you've had
with the letter **F**.



www.readingeggs.com



Glorious!



You've made
big **gains** with
the letter **G**.



www.readingeggs.com



Hooray!

Be **happy**,
you know the letter **H**.



www.readingeggs.com



Impressive!

That's **incredible** work
with the letter **I**.



www.readingeggs.com



Just right
on the letter **J**.




www.readingeggs.com



Keep it up!

You **knocked** the
letter **K** out of the park.



www.readingeggs.com



Legend!

You **leaped**
through the letter
L.



www.readingeggs.com



Marvelous!
Mighty effort with the
letter **M**.

www.readingeggs.com



Nice one
on the letter **N**.

www.readingeggs.com



Officially
outstanding with
the letter **O**.

www.readingeggs.com



Positively perfect
as you **powered** on
with the letter **P**.

www.readingeggs.com



Quack




What **quality**
you show with
the letter **Q**.



Shhhh





www.readingeggs.com



Remarkable!

You **really raced**
through your work on
the letter **R**.




www.readingeggs.com

6



Superstar status
with the letter **S**.




www.readingeggs.com



Totally terrific
with the letter **T**.



2



www.readingeggs.com



Unbelievable!

You're **ultra-useful**
with the letter **U**.



www.readingeggs.com



Victory!


You're **very valuable**
with the letter **V**.



www.readingeggs.com




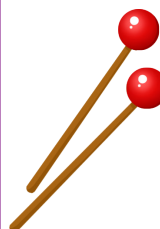
Wonderful work
with the letter **W**.



www.readingeggs.com

Exemplary!

You **excel** at
the letter **X**.



www.readingeggs.com



Yippee! Yes!
You're the best
with **Y**.



www.readingeggs.com



Zing!



You were in the **zone**
with the letter **Z**.



www.readingeggs.com



Great Work!



You know the
letters of the
alphabet.



You're a letter **whiz!**

signed

date

www.readingeggs.com



Your
alphabet abilities
are
outstanding!



You know the
sounds for each
letter of the
alphabet.

signed

date

www.readingeggs.com

THANK YOU!

Thank you for trying this resource!


We hope you enjoy using it with your students.

Visit our **Teach Reading with Reading Eggs TPT** store for these other great resources.

LITERAL COMPREHENSION PASSAGES

Let's read together!


Use this great, no-prep resource to practice fluency and reading comprehension! 30 simple passages to build confident and competent readers.



PHONICS SORTS

Letters and sounds, here we come!

Use the 96 wonderfully illustrated picture cards and four boards for building listening and phonological awareness skills. Great for small groups or whole class phonics lessons.



SYLLABLE CLAPPING

1, 2, 3, Let's count syllables!

Get students counting syllable with these clip cards. Clap, tap, and count with this easy-to-use resource for learning centers!



HAPPY EGGSPLORING!

www.readingeggs.com

