

Kindergarten Student Book

Reading



Phonics



My Name

www.readingeggs.com



Thank you for using Reading Eggs.

The **Reading Eggs** online program is proven to boost reading skills across a range of ability levels. When children are learning to read, it's essential to continue the learning offline by reading books, playing with words and language, and building up writing skills. Research has shown the positive effects for children when they write a letter and simultaneously say its sound. This process activates the area of the brain that deals with kinaesthetic memory.

This workbook focuses on building up phonics and phonemic awareness skills because these skills are essential building blocks for reading success. These pages can be used alongside the first 20 lessons in the online **Reading Eggs** program.



Reading Eggs Kindergarten Phonics Student Book

Copyright © Blake eLearning 2020

Blake Publishing
Locked Bag 2022
Glebe NSW 2037
www.blake.com.au

Publisher: Katy Pike
Written by Katy Pike
Design and layout by the Modern Art Production Group

Reproduction and communication for educational purposes

The Australian *Copyright Act 1968 (Cth)* (the Act) allows a maximum of one chapter or 10% of the pages of this work, whichever is the greater, to be reproduced and/or communicated by any educational institution for its educational purposes provided that the educational institution (or the body that administers it) has given a remuneration notice to **Copyright Agency Limited (CAL)** under the Act. For details of the CAL licence for educational institutions contact:

Copyright Agency
Level 12, 66 Goulburn Street
Sydney NSW 2000
Australia
Phone: +612 9394 7600
Fax: +612 9394 7601
E-mail: memberservices@copyright.com.au

Reproduction and communication for other purposes

Except as permitted under Australian *Copyright Act 1968 (Cth)* (the Act), for example a fair dealing for the purposes of study, research, criticism or review,) no part of this book may be reproduced, stored in a retrieval system, communicated or transmitted in any form or by any means without prior written permission. All inquiries should be made to the publisher at the address above.

All material identified as **Australian Curriculum** is material subject to copyright under the Act and is owned by the Australian Curriculum, Assessment and Reporting Authority (ACARA) 2019. For all Australian Curriculum material, this is an extract from the Australian Curriculum.

Disclaimer: ACARA neither endorses nor verifies the accuracy of the information provided and accepts no responsibility for incomplete or inaccurate information. In particular, ACARA does not endorse or verify that:


- The content descriptions are solely for a particular year and subject;
- All the content descriptions for that year and subject have been used; and
- The author's material aligns with the Australian Curriculum content descriptions for the relevant year and subject.

You can find the unaltered and most up to date version of this material at <http://www.australiancurriculum.edu.au>
This material is reproduced with the permission of ACARA.

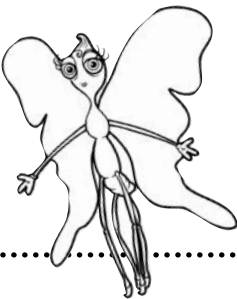
Contents

Unit 1: Map 1

Page	Date Completed
1 • The letter m	/ /
2 • The letter s	/ /
3 • The letter i	/ /
4 • The letter t	/ /
5 • Review	/ /
6 • The letter a	/ /
7 • Blend to read	/ /
8 • The words I, am	/ /
9 • at words	/ /
10 • The letter b	/ /
11 • The letter c	/ /
12 • Blend to read	/ /
13 • Beginning sounds review	/ /
14 • The letter f	/ /
15 • Beginning sounds	/ /
16 • CVC words	/ /
17 • Read and write CVC words	/ /
18 • Read and write high frequency words	/ /
19 • Quiz	/ /




Contents



Unit 2: Map 2

Page	Date Completed
21 • The letter n	<div>/ /</div>
22 • The letter p	<div>/ /</div>
23 • Beginning and ending sounds	<div>/ /</div>
24 • Word family ap	<div>/ /</div>
25 • Beginning sounds	<div>/ /</div>
26 • Read and write	<div>/ /</div>
27 • The letter h	<div>/ /</div>
28 • The letter r	<div>/ /</div>
29 • High frequency words: can	<div>/ /</div>
30 • Word family an	<div>/ /</div>
31 • Beginning sounds review	<div>/ /</div>
32 • The letter z	<div>/ /</div>
33 • The letter e	<div>/ /</div>
34 • High frequency words: see	<div>/ /</div>
35 • Blend to read	<div>/ /</div>
36 • Rhyming words	<div>/ /</div>
37 • Plurals	<div>/ /</div>
38 • Comprehension	<div>/ /</div>
39 • Quiz	<div>/ /</div>



The letter m

1 Say the letter sound.

m

mmm



2 Colour things that begin with m.

m			
m			
m			
m			
m			


3 Draw some mountains.



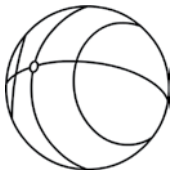








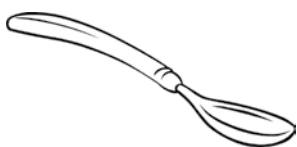





The letter s

1 Say the letter sound.

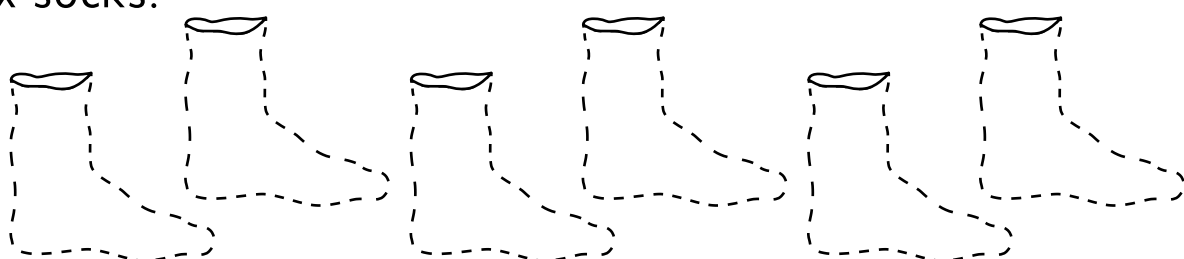
S



2 Colour things that begin with s.

s			
s			
s			
s			
s			


3 Draw six socks.



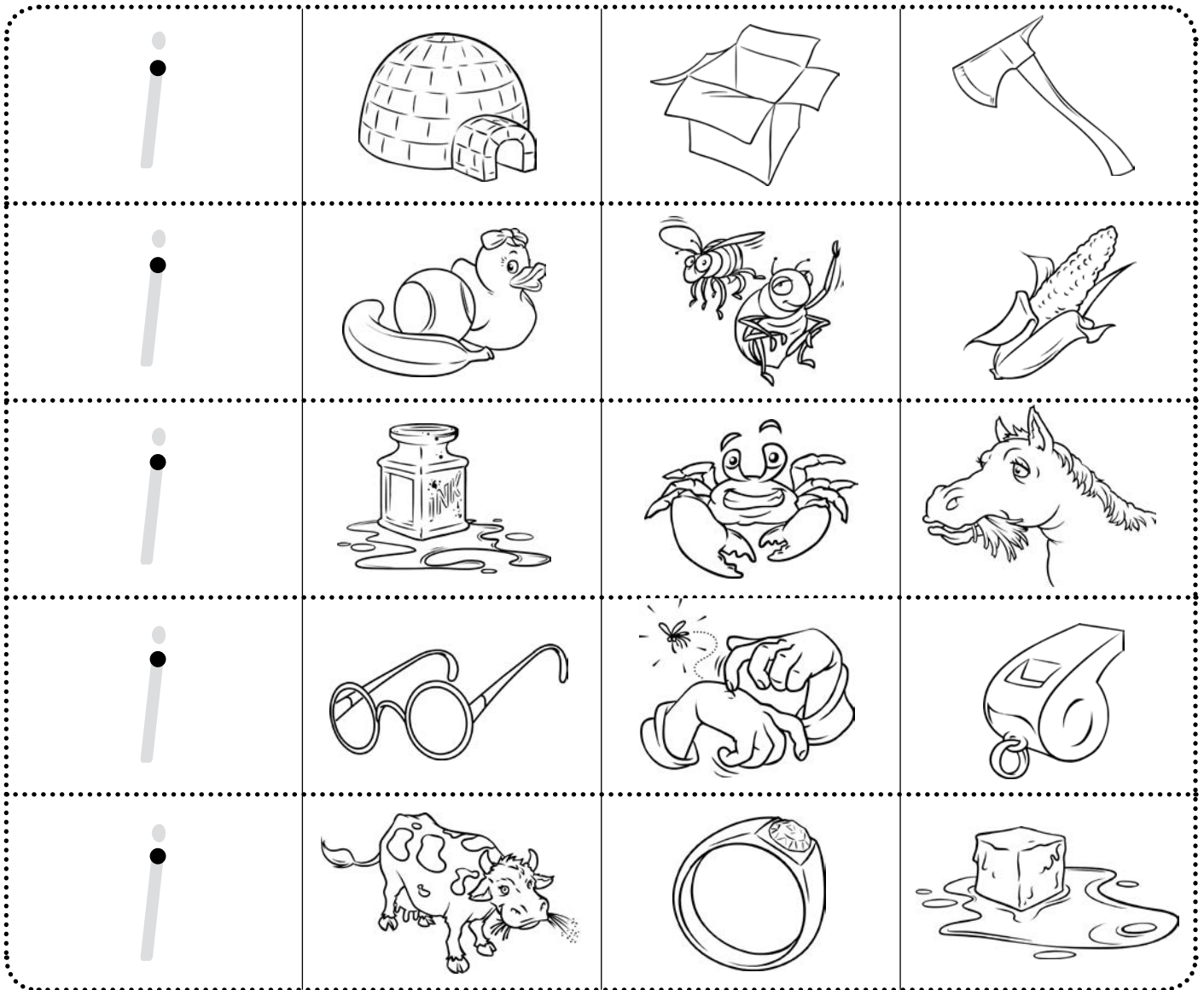
The letter i

1 Say the letter sound.

i



2 Colour things that begin with i.



3 Circle every i.



How many?

i	t	h	i	l	m	t
e	i	k	l	j	i	i

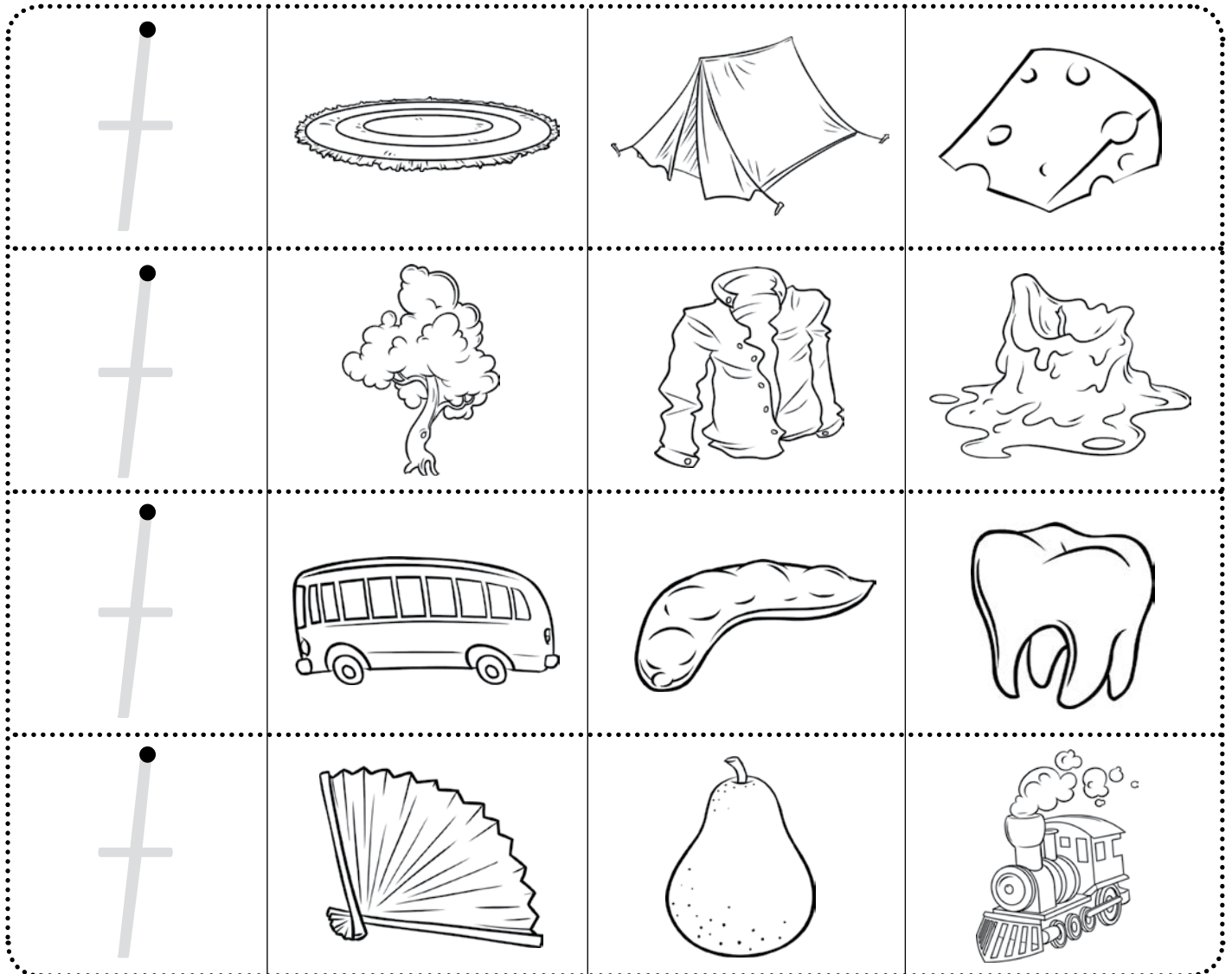
The letter t

1 Say the letter sound.


t



2 Colour things that begin with t.







3 Finish the trees.







Review

1 Trace. Join to a picture that begins with that sound.

t	i		
s	m		


2 Circle the beginning sound. Write the letter.

 t m s	 i m s
 m t i	 t s i


The letter a

1 Say the letter sound.

a



2 Colour things that begin with a.




3 Circle every a.

How many?

a	c	n	a	g	m	t
b	a	a	i	o	c	a

Blend to read

- 1 Say each sound, and then blend them together.
- 2 Read the word then colour the balloon.



The words I am

1 Trace and read.

I am

2 Find **am**.

tam

am

a

me

in

am

Sam

at

on

am

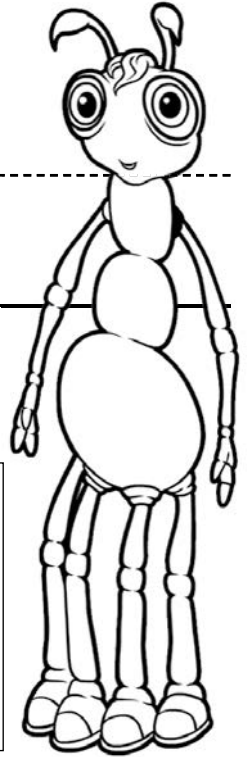
am

om

am

to

is



3 Write am.

am

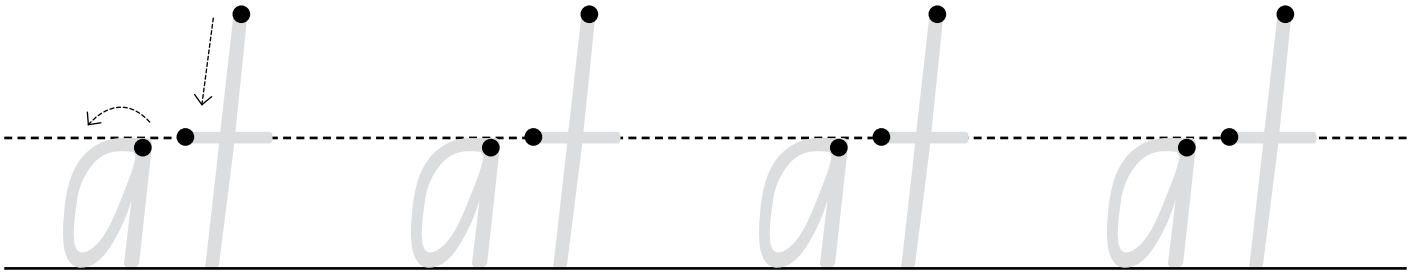
4 Write your name.

5 How old are you?

I am

at words

1 Trace.



2 Find (at).

am

at

am

at

oth

at

in

ant

it

at

in

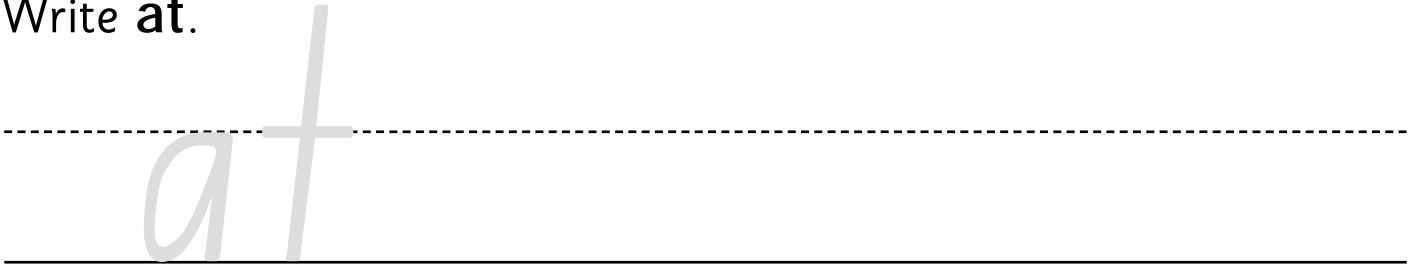
to

at

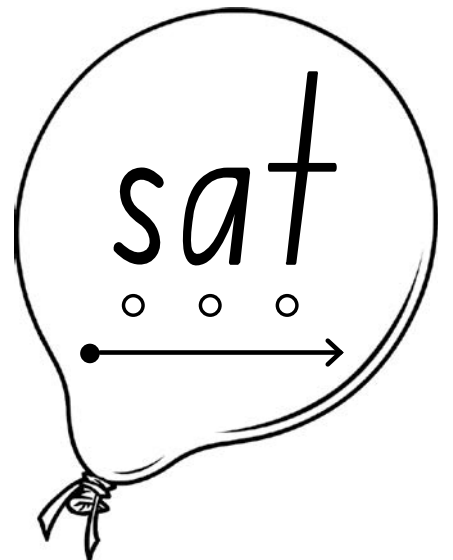

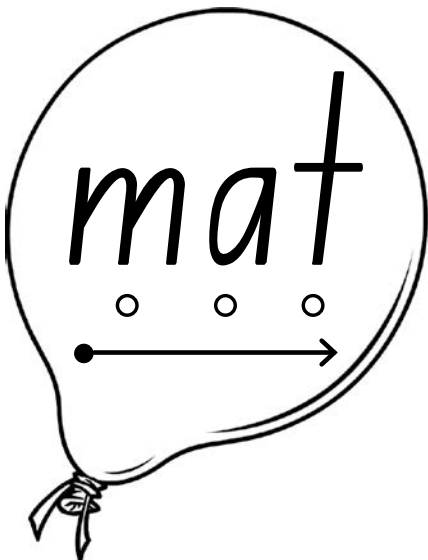
om

at

3 Write at.




4 Say each sound, and then blend them together. Colour the balloon when you can read the word.



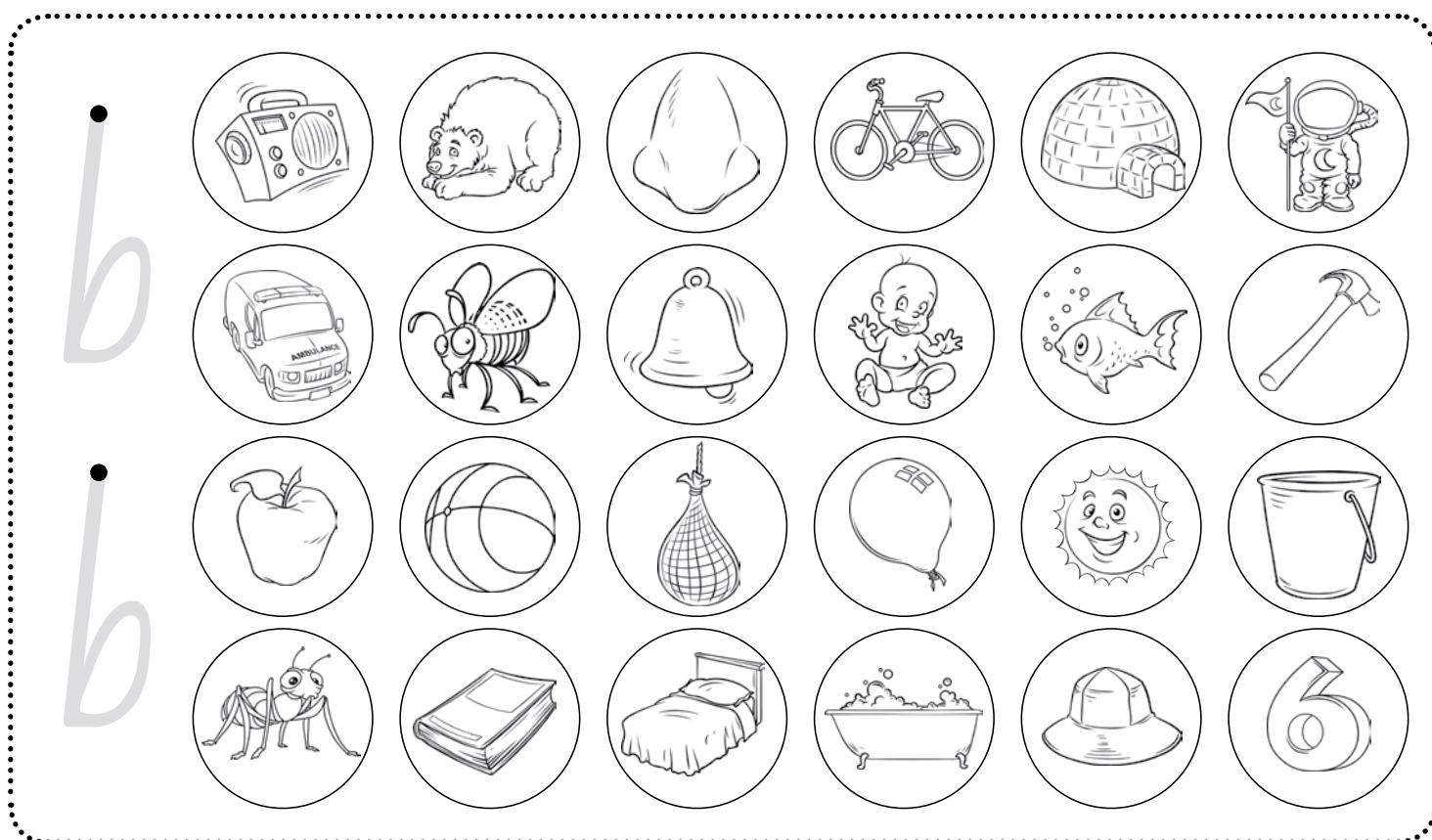
The letter b

1 Say the letter sound.

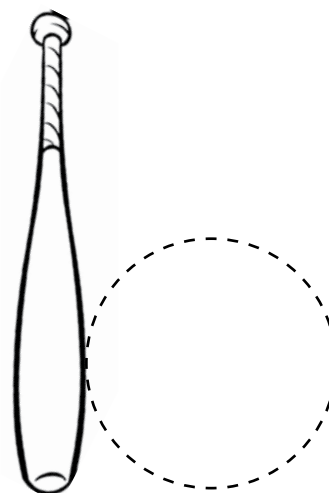
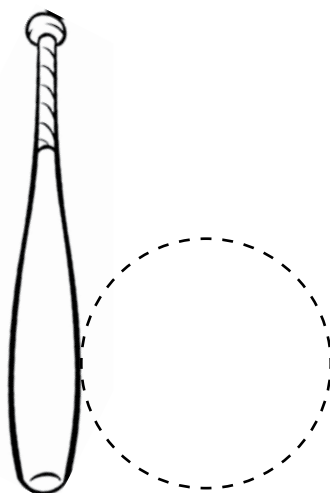
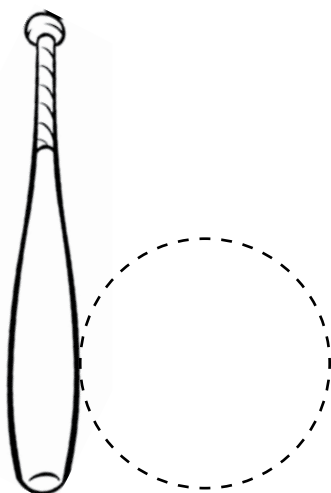
b



2 Colour the bubbles that begin with b.



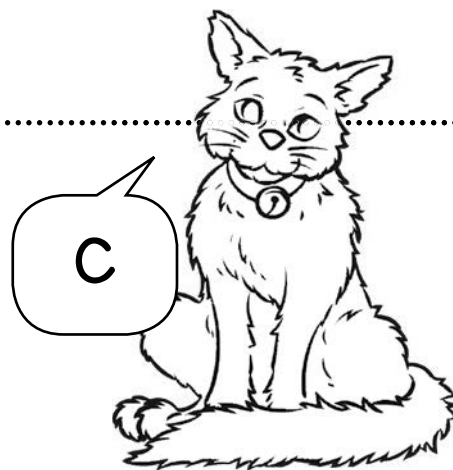
3 Draw a ball next to each bat.




The letter c

1 Say the letter sound.


C



2 Colour the pictures that begin with c.




3 Match each letter to a picture.



Blend to read

- 1 Say each sound, and then blend them together.
Join each word to a picture.

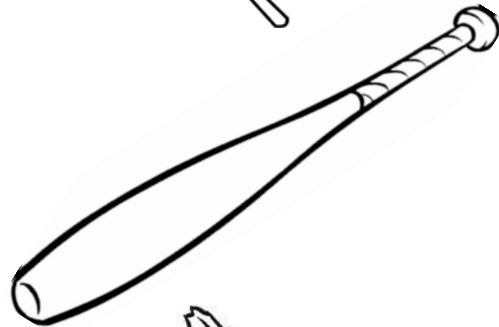
cat



bat



mat



sat



Beginning sounds review

1 Circle the beginning sound.



b m c




m c b



t a i




c b a




a c b



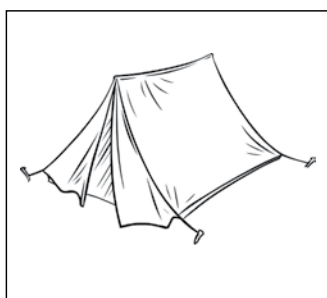
i m t




c t b




t m s




i t b



m b a



t i a



a b c

2 Write the word cat.




The letter f

1 Say the letter sound.


f

f f f



2 Colour things that begin with f.

f



f

5



f

6



3 Match each letter to a picture.

f



m

b

f

i

c



Beginning sounds


1 Write the beginning sound. Read the word.




a t



a t




a t



a t



a t



a t

2 Match each letter to a picture.

a


b

t

b

m

b



CVC words


1 Complete.

Read	Write	Colour
cat		
bat		
Sam		
mat		
fat		

CHALLENGE

How many fruits can you name?

4 Good! 8 Great!! 12 Excellent!!!



Read and write CVC words

1 Complete each sentence with a word from the box.

cat bat Sam



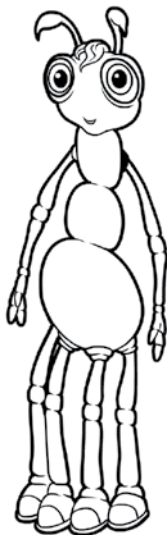
I am a

_____.



I am a

_____.



I am

_____.



I am a fat

_____.

Read and write **high-frequency** words

I am a

1 Read each word. Write each word.

I am a

2 Complete each sentence with one of the words.

I am _____ cat.



I _____ a bat.



_____ am a fat cat.













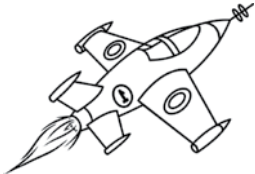

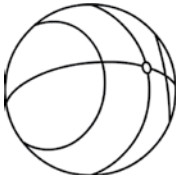















I _____ Sam.









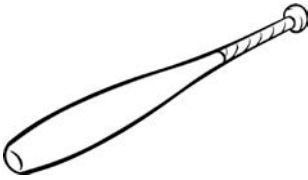


QUIZ

1 Write the letter. Colour the pictures that begin with the letter.

m				
s				
t				
b				
c				
f				
i				

QUIZ

2 Read the word. Colour the picture that matches.


cat			
Sam			
bat			

3 Read each sentence. Join to a picture.

I am a cat.

I am a bat.

I am a fat cat.



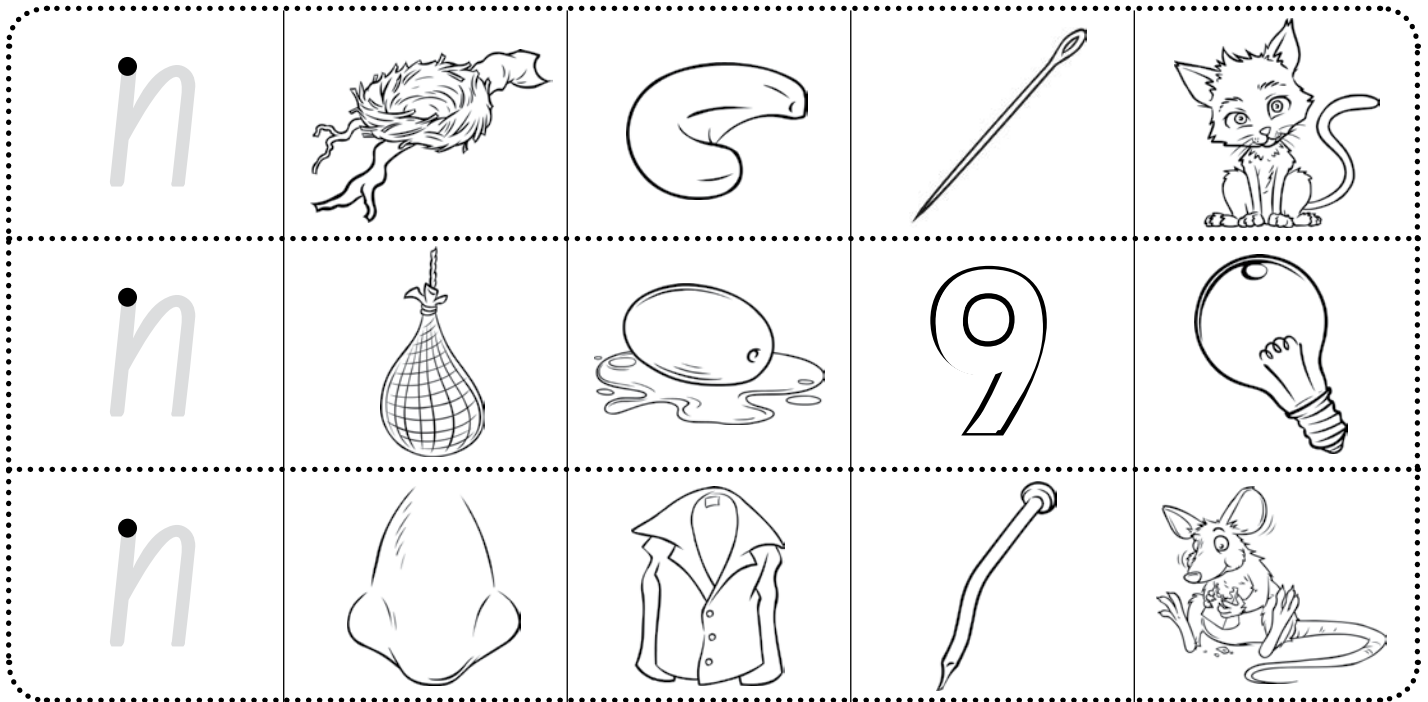
The letter n

1 Say the letter sound.


n

nnn

2 Colour things that begin with n.




3 Match each letter to a picture.



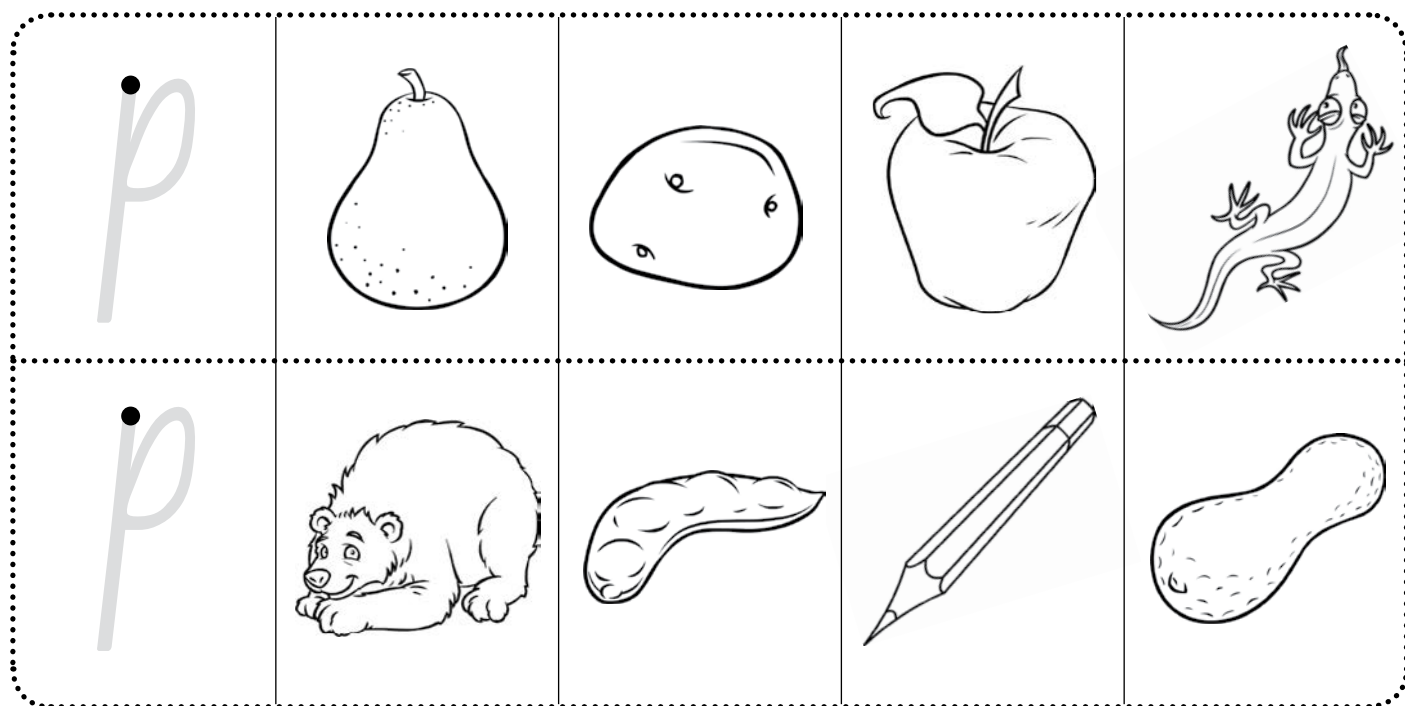
The letter p

1 Say the letter sound.


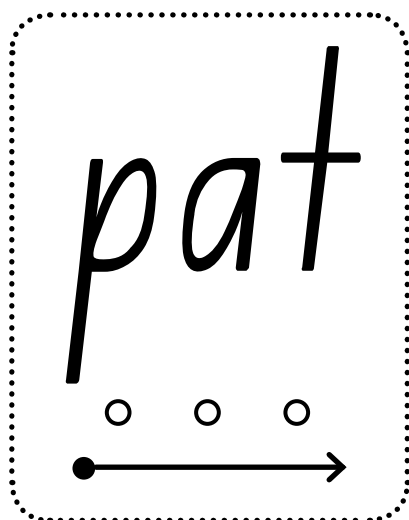
p



2 Colour the pictures that start with p.




3 Read each word. Match.



Beginning and ending sounds


1 Circle the letter each picture starts with.



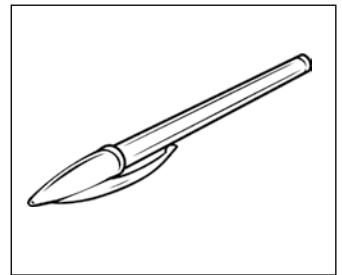
p d



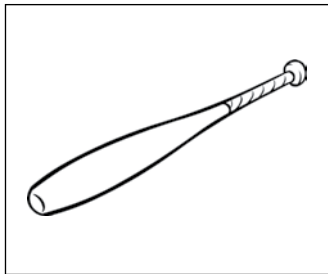
n m




c n




n p



p b




p g



b p



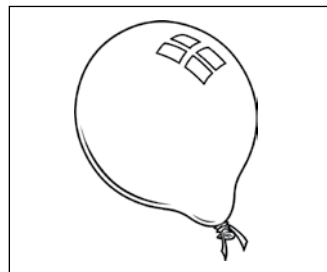
n m



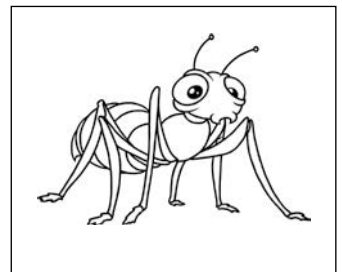
i f



n p


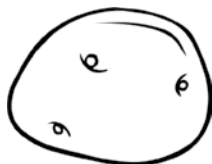
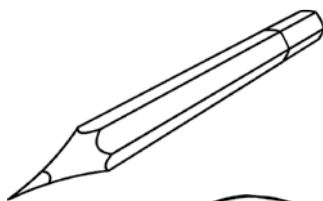
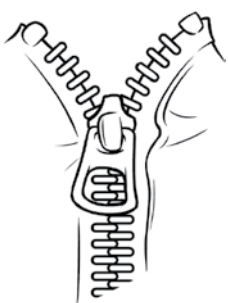


c b








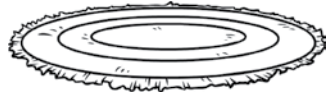






a c

2 Colour the pictures that end with p.







Word family **ap**

1 Read the word. Colour the picture that matches.

cap			
map			
tap			
nap			

2 Finish the **ap** words.

	_____ap		_____ap
	_____ap		_____ap

Beginning sounds

1 Complete the word.



a t



a n



a p



a n



a n



a t



a t



a p

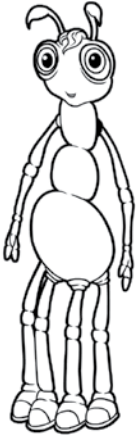


a p

Read and write

1 Complete each sentence with a word from the box.

Sam a am cat



I am _____.

Sam pats a _____.



I _____ a bat.



Sam pats a _____ cat.




The letter h

1 Say the letter sound.


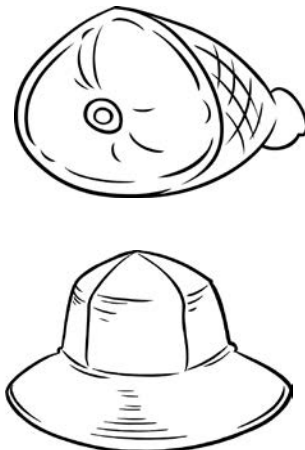

h



2 Colour things that begin with h.



3 Read each word. Match.




The letter r

1 Say the letter sound.

r


rrr



2 Colour the pictures that begin with r.

r

r



3 Match each letter to a picture.

m


t

p

c

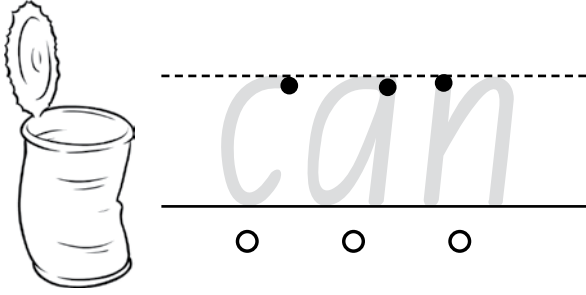
r

r



High-frequency words: can

1 Read. Write the word.



2 Read it 3 times.



Sam can bat.

3 Find **can**.

can

at

can

can

ath

cat

in

can

cit

can

an

to

cat

can

ate

4 Write can.

can

5 Complete the sentence.


















A man can

bat

Word family an


1 Complete.

Read	Write	Colour
can	<div><div></div><div></div><div></div></div>	  
pan	<div><div></div><div></div><div></div></div>	  
ran	<div><div></div><div></div><div></div></div>	  
man	<div><div></div><div></div><div></div></div>	  
fan	<div><div></div><div></div><div></div></div>	  

CHALLENGE

How many colours can you name?

4 Good! 8 Great!! 10 Excellent!!!



Beginning sounds review

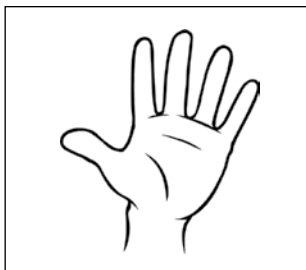
1 Circle the beginning sound.




t m



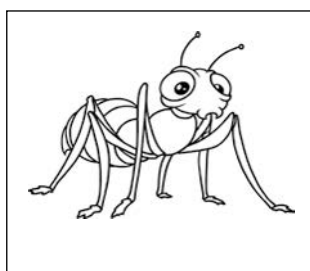
s r



h b



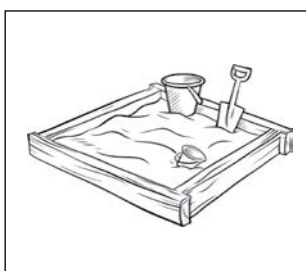
t f




a p




b r



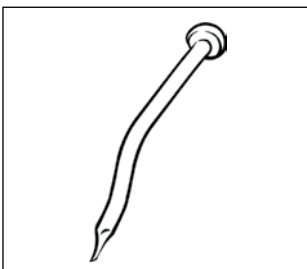
v s




p c




b c



m n



i e



a t

2 Finish the an words.




_____an



_____an



_____an



_____an

The letter z

1 Say the letter sound.

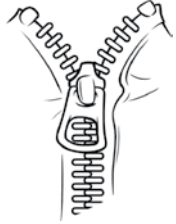
Z

z z z



2 Colour things that begin with z.

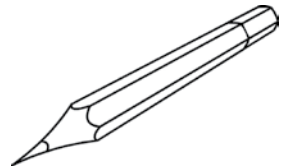
z




z



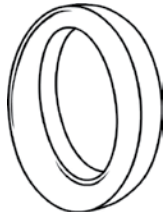
z



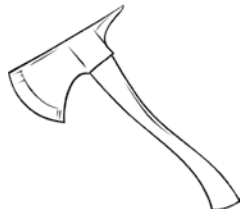
z



z



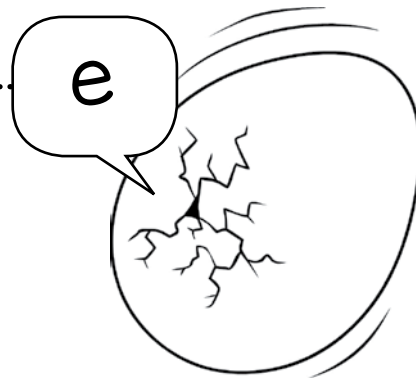
z



The letter e


1 Say the letter sound.

e

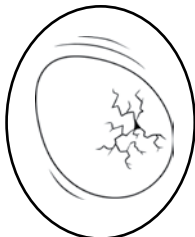


2 Colour the eggs that begin with e.


e



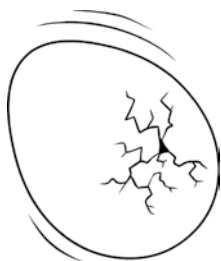
e



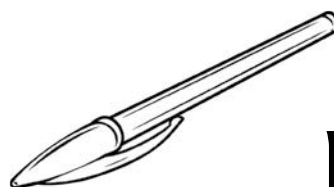
e



3 Add an e and read the word.



_____gg



p_____n



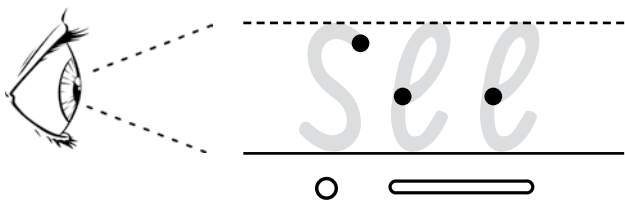
h_____n



p_____t

High-frequency words: see

1 Read. Write the word.



2 Read it 3 times.



See the bee.

3 Find (see).

see

see

as

the

see

so

tree

bee

is

as

as

set

see

sat

see

4 Write can.

see

5 Draw.

The bee can
see the tree.

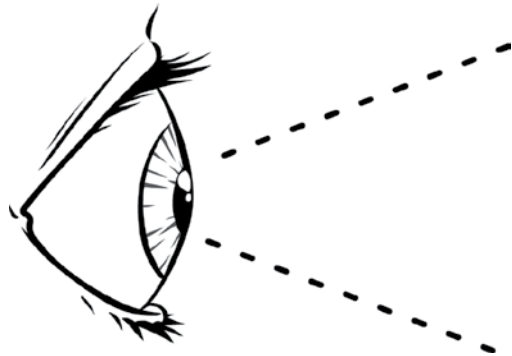


Blend to read

1 Say each sound, and then blend them together.

Match to a picture.

bee




see



fan




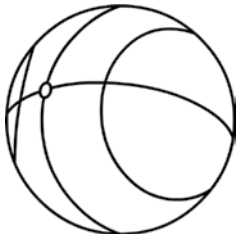



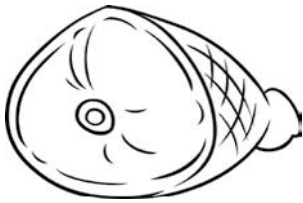










pan





Rhyming words

1 Colour the words that rhyme.


 can			
 Sam			
 bat			
 map			

2 Write the word.




Plurals

1 Add s to make the plural. Label the pictures.




1 *bee*



2 *bees*



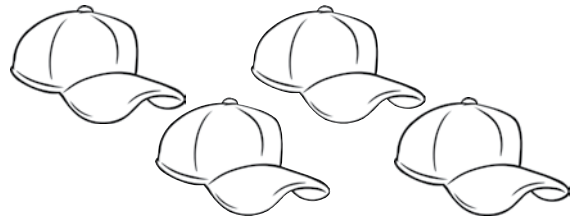
1 _____



3 _____




1 _____



4 _____



1 _____



5 _____

Comprehension

Read.

See the cat

I can see the cat.

The cat is fat.

The cat has a hat.



Circle the correct answer. Write the word on the line.

1 I can see the _____ .

a dog **b** cat **c** rat

2 The cat is _____ .

a sad **b** big **c** fat

3 The cat has a _____ .



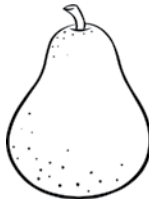














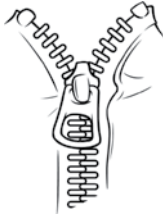


a mat **b** hat **c** ball

4 Is the cat on a mat?

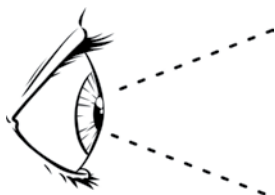
a yes **b** no

QUIZ

1 Write the letter. **Circle** the pictures that begin with the letter.

n				
h				
r				
p				
z				

2 Join the word to the picture.















tree

see

bee


QUIZ

3 Read the word. **Circle** the picture that matches.

man			
tap			
cats			
map			

4 Read each sentence. Join to a picture.

Sam can see the hat.



Can a cat bat?