

YEAR 2

COMPREHENSION

Student Book

FICTION



My Name

Reading Eggspress Comprehension Year 2 Student Book, Fiction

ISBN: 978-1-74215-451-0

Copyright © Blake eLearning 2020

Blake Publishing
Locked Bag 2022
Glebe NSW 2037
www.blake.com.au

Publisher: Katy Pike
Design and layout by the Modern Art Production Group

Reproduction and communication for educational purposes

The Australian *Copyright Act 1968 (Cth)* (the Act) allows a maximum of one chapter or 10% of the pages of this work, whichever is the greater, to be reproduced and/or communicated by any educational institution for its educational purposes provided that the educational institution (or the body that administers it) has given a remuneration notice to **Copyright Agency Limited** (CAL) under the Act. For details of the CAL licence for educational institutions contact:

Copyright Agency
Level 12, 66 Goulburn Street
Sydney NSW 2000
Australia
Phone: +612 9394 7600
Fax: +612 9394 7601
E-mail: memberservices@copyright.com.au

Reproduction and communication for other purposes

Except as permitted under Australian *Copyright Act 1968 (Cth)* (the Act), for example a fair dealing for the purposes of study, research, criticism or review,) no part of this book may be reproduced, stored in a retrieval system, communicated or transmitted in any form or by any means without prior written permission. All inquiries should be made to the publisher at the address above.

All material identified as **Australian Curriculum** is material subject to copyright under the Act and is owned by the Australian Curriculum, Assessment and Reporting Authority (ACARA) 2019. For all Australian Curriculum material, this is an extract from the Australian Curriculum.

Disclaimer: ACARA neither endorses nor verifies the accuracy of the information provided and accepts no responsibility for incomplete or inaccurate information. In particular, ACARA does not endorse or verify that:

- The content descriptions are solely for a particular year and subject;
- All the content descriptions for that year and subject have been used; and
- The author's material aligns with the Australian Curriculum content descriptions for the relevant year and subject.

You can find the unaltered and most up to date version of this material at <http://www.australiancurriculum.edu.au>
This material is reproduced with the permission of ACARA.



Contents

Comprehension • Term 1

	Date Completed
Page 1 Think marks.....	/ /
3 Finding facts and information	/ /
5 Making inferences	/ /
7 Main idea and details.....	/ /
9 Main idea and details.....	/ /

Comprehension • Term 2

11 Making inferences	/ /
13 Visualisation.....	/ /
15 Main idea and details.....	/ /
17 Think marks.....	/ /
19 Visualisation	/ /

Comprehension • Term 3

21 Think marks.....	/ /
23 Making inferences	/ /
25 Visualisation	/ /
27 Main idea and details.....	/ /
29 Main idea and details.....	/ /

Comprehension • Term 4

31 Making inferences	/ /
33 Drawing conclusions	/ /
35 Making predictions	/ /
37 Visualisation.....	/ /
39 Main idea and details.....	/ /

In this book



The **Reading Eggspress Comprehension** program shows students how to understand the literal meaning of a text and its vocabulary, and its inferred meaning. This workbook has 20 step-by-step lessons, over four terms, that teach key strategies for students to use when they read. Each lesson uses a levelled extract and focuses on a single comprehension strategy. The lessons align with the following components of the Australian Curriculum:

Australian Curriculum content codes and descriptions

ACELA1462 – Identify language that can be used for appreciating texts and the qualities of people and things

ACELT1591 – Discuss the characters and settings of different texts and explore how language is used to present these features in different ways

ACELT1592 – Identify, reproduce and experiment with rhythmic, sound and word patterns in poems, chants, rhymes and songs

ACELY1669 – Read less predictable texts with phrasing and fluency by combining contextual, semantic, grammatical and phonic knowledge using text processing strategies, for example monitoring meaning, predicting, rereading and self-correcting

ACELY1670 – Use comprehension strategies to build literal and inferred meaning and begin to analyse texts by drawing on growing knowledge of context, language and visual features and print and multimodal text structures

Comprehension strategy overview



Comprehension type	Strategy	Pages
Literal Looks for explicitly stated answers in the texts. Answers <i>Who</i> , <i>What</i> , <i>When</i> and <i>Where</i> questions.	Finding facts and information	3
	Main idea and details	7, 9, 15, 27, 29, 39
	Think marks	1, 17, 21
Inferential Finds implied information in the text. Looks for text clues and evidence that point to the correct answer.	Drawing conclusions	33
	Making inferences	5, 11, 23, 31
	Making predictions	35
Critical Asks for connections or opinions on information in the text. Uses text clues to support the connections.	Visualisation	13, 19, 25, 37




Think marks

FICTION

Use special marks to show what parts of a text you see clearly. You can also show which parts you understand and which parts you don't.

Read the passage.

Use  for parts of the story you can see.


Use a **W** for words you don't know the meaning of.

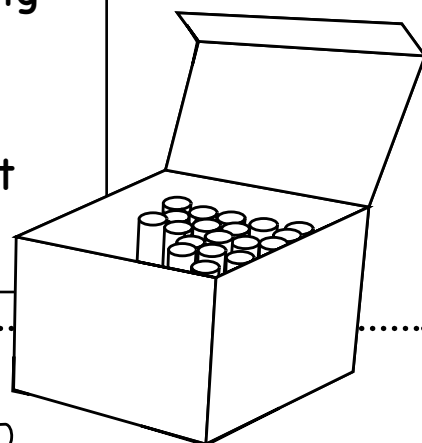
The Chalk Box

The chalk box moves! The class gasps. Just a tiny gasp each, but together it makes the sound of a gust of wind.

Mr Mooney turns around. We're sitting quietly, so there's nothing he can say.

Mr Mooney turns back to the board. We go back to staring at the chalk box.

Place a  next to the part of the story you understand.



Circle the correct answers.

- 1 What are the children watching?
a Mr Mooney **b** the chalk box **c** gust of wind **d** board
- 2 Who is sitting quietly?
a the class **b** the gecko **c** Mr Mooney **d** the principal
- 3 What is moving?
a the chalk box **b** the wind **c** the board **d** the class
- 4 What is a *gasp*?
a the sound of the wind **b** a quick intake of breath
- 5 Which word could replace *turns* in this story?
a spins **b** pushes **c** circles **d** shows

Read the passage.

Use think marks to help you understand the passage.

Box

what Mr
Mooney's face
looks like

Underline


where the
gecko climbs

A Gecko on the Teacher!

The gecko jumps onto Mr Mooney's hand. It runs up his arm. It leaps onto his head and waves at us.

Mr Mooney's eyes roll up and his mouth is the shape of an O.

His arms freeze halfway to his head, as if he's too afraid to move.



6 What is the gecko doing?

7 How does Mr Mooney feel?

8 Write about a time when you were really surprised by something.

Finding facts and information

FICTION

Some answers are clearly seen in the text. Ask these questions: *Who? What? Where? When?*

Read the passage.



Box

what the flowers grow into

Circle

who is asking about a tree

A Good Idea

"Haven't you ever seen a money tree?" asked Mandy.

Tim shook his head. "How do people get a money tree?"

"Easy!" Mandy laughed. "They plant a coin in a pot full of dirt. Then they water it."

"When the coin grows into a tree, flowers grow on it. The flowers turn into money," she told him.

Underline

what type of tree Tim is asking about

Colour

where to plant the tree



Circle the correct answers.

- 1 Who is explaining about the money tree?
a Mandy **b** Tim **c** Mum **d** Sam
- 2 What is the first step to grow a money tree?
a Prune the tree. **b** Plant a coin.
c Water the plant. **d** Pick the flowers.
- 3 Where do you plant a money tree?
a in the forest **b** next to a bank
c in a pot **d** by a lake



Read the passage.

Underline**what** Mandy
wanted to buy

Circle

who was
playing tricks


Box

what Mandy
needed to do**Trouble!**

Mum didn't like Mandy playing tricks on Tim.

"There's only one thing to do," Mum said. "Take the coins out of your piggybank and stick them on Tim's tree."

"But I was saving up to buy a book!" Mandy told her.




4 Who was playing tricks? _____

5 What does Mum want Mandy to do? _____

6 Why must Mandy do this? _____

7 What had Mandy been saving for? _____



Making inferences

FICTION

Use clues to find answers about a text. Not all information is directly stated!

Read the passage.



Circle

who was in
the park

Box

what the
birds did at
the park

Happy Birds

Lots of cages hung in the trees.
Grandpa hung Yan's cage with the
others.


There were lots of grandpas and lots
of songbirds. All the birds whistled.

The air was full of whistles. Grandpa
sat on a bench and whistled too.

Yan liked to sing with the other birds.
Grandpa liked to whistle with the
other grandpas.

Underline
where the
cages hung

Colour
what the
grandpas
did at
the park



Circle the correct answers.

- 1 How did the birds feel about going to the park?
a scared **b** angry **c** confused **d** happy
- 2 Which clues tell you this?
a Lots of cages hung in the trees. **b** There were lots of grandpas.
c All the birds whistled. **d** Grandpa hung Yan's cage.
- 3 What inference can we make about the birds?
a Birds sing when they are happy.
b Birds like being in cages at the park.
c Birds are good for grandpas.
d Birds shouldn't be kept in cages.

Read the passage.

Circle

the **colours** of the birds

Box

how the birds sing




Dear Grandpa,

The birds in Australia have bright feathers. Some are grey and pink. Others are white and wear yellow hats. They all sing very loudly.

I wish you could hear the birds, Grandpa. They are happy birds. I am sure Yan would be happy in Australia. You would be happy too.

I miss going to the park with you, Grandpa.

Love, Ling



Underline

what Ling wants

Colour

what Ling misses

4 How do we know Ling likes Australian birds?


5 Does Ling want her Grandpa to come to Australia? How do we know?

Main idea and details

FICTION

The main idea is what the text is about. Details help us find the main idea.

Read the passage.



Circle
the **animals**

Box
Stella's
dialogue

More Unusual Pets

A goose flew in through the window. She landed with a thump. She grumbled as she got up off the floor.

Then a hyena came to the door. He had the hiccups. He saw the goose and laughed.


They began to argue. It went on and on until Stella yelled, "Stop!" The room was silent. The crocodile stood very still.

Underline

how the
goose came
through the
window

Colour

what made
Stella yell



Circle the correct answers.

- 1 What is the main idea of the text?
 - a Stella has ordinary pets.
 - b Stella doesn't want the animals to fight.
 - c Stella is excited.
 - d Stella is angry with the goose.
- 2 Which two sentences support the main idea?
 - a A goose flew in through the window. She landed with a thump.
 - b Then a hyena came to the door. He had the hiccups.
 - c They began to argue. It went on and on until Stella yelled, "Stop!"
 - d The room was silent. The crocodile stood very still.



Read the passage.

Underline

the lion's
dialogue

Circle



the rabbit's
dialogue

Box

how the
lion felt**Rabbit Chase**

"Help! Help!" yelled the rabbit.
 "The lion is trying to eat me!"
 "I am not," said the lion. He
 sounded hurt. "I was trying to
 whisper in your ear. But one of
 your whiskers tickled my nose.
 I just slipped. Then your foot
 was in my mouth. I don't know
 how that happened. Mmmmmm,
 yummy."

Colour

 the **clue** that
 the lion was
 tasting the
 rabbit


3 Fill in the missing words.

The main idea of the text is that the _____

tried to eat the _____.

4 Which two details helped you find the main idea?

 a The rabbit says,

 b The lion says,

Main idea and details

FICTION

The main idea is what the text is about. Details help us find the main idea.

Read the passage.

Circle

the **adjective**
that describes
the water

Box

what the
dove did with
the leaf


The ant and the dove

A thirsty ant came to the edge of a river to get a drink. The fast-moving water splashed the ant and knocked it into the river. The ant was in trouble! It tried to swim but it was drowning.

A dove sitting in a tree picked a leaf and dropped it in the river, near the ant. The ant climbed onto the leaf and floated to safety on the bank of the river.

Underline

what the
water did to
the ant



Circle the correct answers.

- 1 Which best describes the main idea of the text?
 - a A dove saved an ant.
 - b An ant fell in the water.
 - c An ant was thirsty.
 - d A dove was flying by the river.
- 2 Which two details support the main idea?
 - a The water was moving quickly.
 - b Ants aren't good swimmers.
 - c A dove dropped a leaf in the river.
 - d The leaf floated to safety.
- 3 Which best describes the dove's actions?
 - a excited
 - b kind
 - c worried
 - d angry

Read the passage.



Box

why the dove
flew away

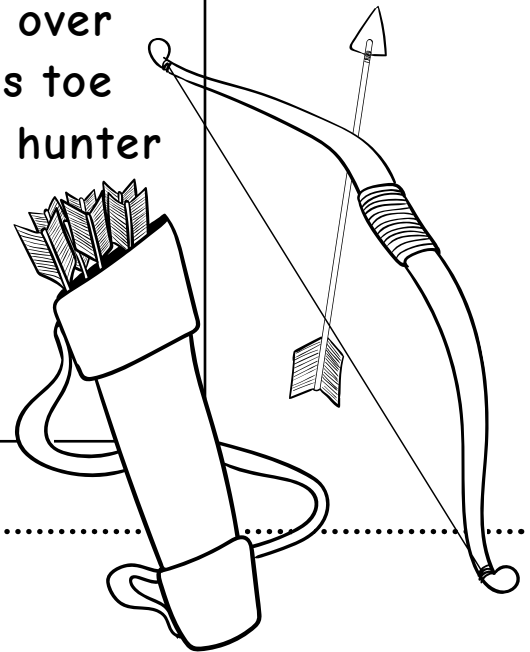
Underline

what the ant
did to the
hunter

A little while later, a hunter came to the edge of the river. He saw the dove sitting in the tree and quickly drew his bow and aimed at the resting bird. The ant saw what was about to happen. It ran over to the hunter and bit his toe as hard as it could. The hunter cried out and dropped his bow. The dove was startled and flew away to safety.

Circle

what the
hunter did
when he saw
the dove



4 Fill in the missing words.

The text is about how the _____
saved the _____.

5 Which two details helped you find the main idea?

a The ant

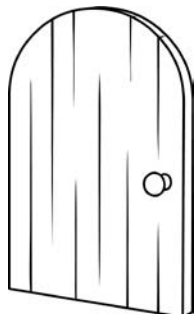
b The hunter

Making inferences

FICTION

Use clues to find answers about a text. Not all information is directly stated!

Read the passage.



Circle

the **alien's**
dialogue

Box

adjectives
that describe
the **alien**

Thump! Thump! Thump!

What is that?


"Thump!"

It's coming from the closet. Tim creeps over and slides the door open. A tiny purple alien steps out and pokes Tim on the foot.

"Take me to your weader!"

Tim jumps back on the bed. The alien is only as big as a teddy bear but he has a zap gun. The gun is pointed at Tim.

"Wha ... what?" Tim asks.



Underline

how Tim
moves to the
closet

Colour

Tim's
dialogue



Circle the correct answers.

1 How does Tim feel about the alien?

- a** scared **b** angry **c** confused **d** happy

2 Which clue tells you this?

- a** "Thump!" **b** "Take me to your weader!"
c What is that? **d** "Wha ... what?" Tim asks.

3 What inference can we make about Tim?

- a** Tim is bigger than the alien. **b** He has a very messy room.
c Teddy bears are his favourite toys. **d** He lives on a planet with aliens.

Read the passage.

Circle

words that
describe

**Gweep's
appearance**

Box

**Gweep's
dialogue**

Slime Jelly

"Here is some slime instead," Tim yells.

Gweep looks in the bowl. "This bad."

Tim looks at the yummy, wobbly, green jelly. "It's really very nice."


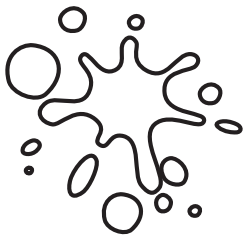
Tears form in Gweep's three round eyes. "It's saying no!"

"The slime isn't saying no. It's shaking because it's scared of you."

"Is it scared?" Gweep smiles. "Of me?"

Underline

**Tim's
dialogue**



4 Why does Tim call the jelly *slime*?

5 Do you think Gweep is happy at the end? How do you know?

To understand what you are reading, it helps to imagine pictures!
This is called visualising.

Read the passage.



Circle

the **noises**
Tim made

Underline

how Mum
moved

Beds Are Not Trampolines

Tim did a star jump. Then he fell off the bed and landed on his nose. He started to cry.

He cried louder and louder. Mum came running into the room and picked him up.

"Now what have you done?" she asked, looking at his red nose.

"Mandy made me do it," Tim sobbed.



Circle the correct answers.

- 1 How was Tim feeling?
a scared **b** nervous **c** excited **d** sad
- 2 Which key words tell what Tim did?
a running into the room **b** landed on his nose
- 3 Which word helps us hear how Tim was feeling?
a landed **b** sobbed **c** nose **d** fell
- 4 Which word helps us see Tim's nose?
a landed **b** jump **c** cry **d** red



Read the passage.

Circle

what
happened to
Tim's balloon

Big Trouble


Tim was in big trouble. He had climbed out our bedroom window to make a water balloon.

As he turned the water on, his balloon flew off. Water sprayed all over the yard.

Just then, Mum and Aunt Beth stepped into the garden. Both of them were sprayed with water. Boy, were they angry!

Underline




how Mum
and Aunt Beth
felt



5 Imagine if you turned on water and it sprayed on you. How would you feel?

6 What sounds would people make if you sprayed water on them?

7 Re-read the story. Draw Tim, Mum and Aunt Beth's faces at the end.



Main idea and details

FICTION

The main idea is what the text is about. Details help us find the main idea.

Read the passage.

Circle

the **verbs**
about **eating**

Gee-Gee?


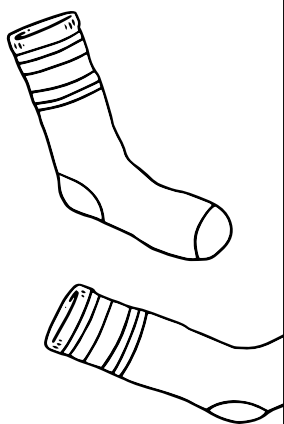
When I picked him up, Greedy Guts chewed on my fingers. Then he gnawed the strap of my watch.

I put him on the floor and he untied my shoelaces. Then he tried to pull my left sock off. He loved me so much, he wanted to eat me. How could I resist him?

"Mum, please," I begged.
"He's perfect."


Underline

the **things**
Greedy Guts
tried to **eat**



Circle the correct answers.

- 1 Find the main idea of the text.
 - a Greedy Guts was bought from a pet shop.
 - b Greedy Guts is perfect.
 - c Greedy Guts likes to eat everything.
 - d Greedy Guts wants to wear socks.
- 2 Which two sentences best support the main idea?
 - a "Mum, please," I begged. "He's perfect."
 - b We bought Greedy Guts at a pet shop.
 - c When I picked him up, Greedy Guts chewed on my fingers.
 - d Then he gnawed the strap of my watch.
 - e He loved me so much, he wanted to eat me. How could I resist him?



Read the passage.

Circle

who sent
the jacket

Colour

what the
jacket
looked like



Yesterday was Mum's birthday. Aunt Minnie sent Mum a fluffy pink jacket. Mum hates pink, and she hates fluffy.


"I must ring her to say thank you," Mum said. "Aunt Minnie is a dear to remember my birthday, even if she doesn't remember what I like," Mum said.

"Aunt Minnie is family, and you can't choose your family. Mmmm ... perhaps I could wash it and say that it shrank."



Underline

why Mum
got the jacket



3 Fill in the missing words.

The text is about what _____ thinks of
_____ present.

4 Which two details helped you find the main idea?

a _____

b _____

Think marks

FICTION


.....

This poem is a nonsense poem. It wants to make us laugh! Use special marks to show what parts of the poem you see clearly. Also use marks to show which parts you understand and which parts you don't.

.....

Read the passage.

Use  for parts of the story you can see.



The Courtship of the Yonghy-Bonghy-Bo

On the coast of Coromandel
Where the early pumpkins blow,
In the middle of the woods
Lived the Yonghy-Bonghy-Bo.
Two chairs, and half a candle,
One old jug without a handle —
These were all his wordly goods:
In the middle of the woods,
These were all the worldly goods
Of the Yonghy-Bonghy-Bo,
Of the Yonghy-Bonghy-Bo.

Place a  next to the part of the poem you understand

Use a **W** for words you don't know the meaning of.



.....

Circle the correct answers.


1 Where does the Yonghy-Bonghy-Bo live?

- | | |
|------------------------|-------------------------------------|
| a in an old jar | b inside a small pumpkin |
| c in a jug | d in the middle of the woods |

2 What does *worldly goods* mean?

Read the passage.

Use think marks to help you understand the passage.

**The Courtship of the
Yonghy-Bonghy-Bo**

On the coast of Coromandel
Where the early pumpkins blow,
In the middle of the woods
Lived the Yonghy-Bonghy-Bo.
Two chairs, and half a candle,
One old jug without a handle —
These were all his wordly goods:
In the middle of the woods,
These were all the worldly goods
Of the Yonghy-Bonghy-Bo,
Of the Yonghy-Bonghy-Bo.

Circle

words that
describe the
area around
the Yonghy-
Bonghy-Bo's
home

Box

the word
that **rhymes**
with Yonghy-
Bonghy-bo

5 Draw a map of the area where the Yonghy-Bonghy-Bo lives.

To understand what you are reading, it helps to imagine pictures! This is called visualising.

Read the passage.

Box

where the dog was going

The Dog and His Reflection


A dog had a fresh, meaty bone, which a butcher had thrown to him. He was heading home with his wonderful bone, as fast as he could go.

Circle

words that describe the bone

Underline

who gave the dog the bone



Circle the correct answers.

- 1 What did the butcher throw?
a a bone **b** a biscuit **c** a treat **d** a ball
- 2 Which key word describes the dog's feelings about the bone?
a fast **b** wonderful **c** butcher **d** thrown
- 3 Which two words help us visualise the bone?
a butcher **b** meaty **c** wonderful **d** fresh
- 4 Which words help us visualise the dog's speed?
a wonderful bone **b** meaty bone
c thrown to him **d** as fast as he could go


Read the passage.



Circle
what the
dog saw

As the dog crossed a bridge over a pond, he looked down and saw himself reflected in the quiet water. The image was like looking in a mirror. But the dog thought he saw a real dog carrying another bone—a bone much bigger than his! Without thinking, the dog dropped his bone and leaped at the dog in the pond.

Underline
a word that
describes
the water



5 Where did the dog see himself?

- a the ocean b a waterfall c a pond d a swimming pool

6 Which words helped you visualise the water?

7 What did the dog see?


- a a mirror b a bigger dog c a bigger bone d his reflection

8 Where can you see your own reflection?

9 What would the dog's reflection have looked like in the water?

Use special marks to show what parts of a text you see clearly. You can also show which parts you understand and which parts you don't.

Read the passage.



Colour

who is in the story

Circle

what Luke imagined

Imagine This, Imagine That

"It's easy. One person starts imagining something that doesn't exist, say a flying car, and the next person has to add to it," said Luke.

"So you could imagine a flying car shaped like a fish," said Aunt Stella.


Sophie understood. "And the flying car shaped like a fish could spray fireworks from its wheels."

Box

what Sophie imagined

Underline

what Aunt Stella imagined



Circle the correct answers.

1 What does Luke imagine?

- a a flying car
- b a fish in a flying car
- c a flying car that can swim
- d a fish spraying fireworks

2 Who is in the story?

- a a fish, a flying car, Aunt Stella
- b Aunt Stella, Luke, Sophie
- c a fish named Fireworks, Aunt Sophie, a car
- d Luke, a flying car, Spray

3 Which word could replace *understood* in this story?

- a hugged
- b won
- c proved
- d followed




Read the passage.

Art Eyes

"Look out for colours, patterns, shapes, textures and shadows that catch your attention. Draw them in your journal and collect as much treasure as you can!" Aunt Stella cried.

Sophie liked the shapes and colours of the shells. She collected lots of shells of all shapes, sizes, colours and patterns.

Sophie also rubbed some rock textures into her journal and drew a rough sketch of the beach. But her most precious find was a piece of blue, weathered glass.





Box

what Sophie collected


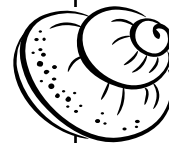
Circle

adjectives that describe what Sophie collected



Colour

what Sophie liked best



4 What did Sophie collect? _____

5 What did Sophie draw? _____

6 Which word helps you understand that Sophie *valued* the piece of glass?

7 Write about a time you found something precious.

Making inferences

FICTION

Use clues to find answers about a text. Not all information is directly stated!

Read the passage.

Circle

who was trapped

Underline

what trapped the person

SMELLY AND STUCK

Jake's toenail went PING! Jake spun around like a corkscrew. And there he stuck.

Everybody pushed and shoved. People with cameras took photos. People with notebooks asked questions.

"What does it feel like to be trapped by your toenail, Jake? they asked.

The longest toenail in the world was no fun anymore.

Box

what the people were doing


Colour

how Jake felt

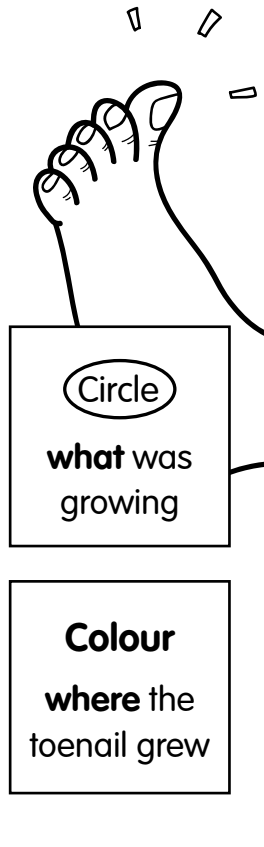


Circle the correct answers.

- 1 Which best describes how Jake was feeling?
a confused **b** unhappy **c** giddy **d** happy
- 2 Which clue tells you this?
a Jake's toenail went PING!
b People pushed and shoved.
c "What does it feel like to be trapped by your toenail, Jake?"
d The longest toenail in the world was no fun anymore.
- 3 What inference can we make about Jake?
a Jake is the centre of attention.
b Jake wants the longest toenail in the world.
c Jake wants to travel the world.
d Jake likes having his photo taken.



Read the passage.



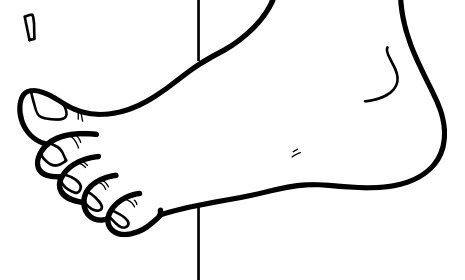
SAM'S COOL IDEA

The longest toenail in the world was growing.
Longer and wider and taller! And it was growing FAST!

It curled three times round his body. It shot past his ears. It twisted over his head. It snaked up past the diving board.

Jake gasped as his toenail snaked and grew. As big as himself ... as tall as a tree ... as big as a house ... as tall as a crane.

Underline
the speed of Jake's growing toenail




4 Draw Jake and his enormous toenail.

5 How would you feel about having a very long toenail?

6 We can infer that Jake was worried. What is the clue?

To understand what you are reading, it helps to imagine pictures! This is called visualising.

Read the passage.



Underline

what Jan
said about
cooking

Circle

what
happened
when Jan
cooked


The Home Haircut

"Easy," said Jan as she cut. "Piece of cake!"

I remember when Jan said cooking was easy. We spent an afternoon scraping burnt food off the stove.

Jan also told me that camping was easy. The tent fell on top of us during the night.

By three o'clock on Saturday afternoon, there was more hair on the bathroom floor than on my head.

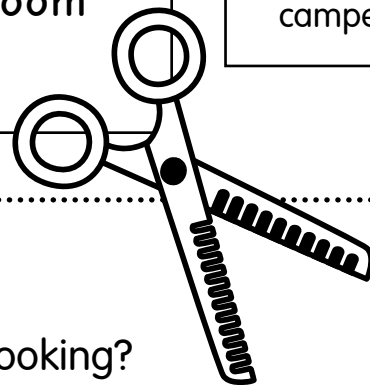


Box

what Jan
said about
camping

Colour

what
happened
when Jan
camped



Circle the correct answers.

- 1 Which key word describes what Jan thought about cooking?
a remember **b** scraping **c** easy **d** more
- 2 Which phrase helps us visualise Jan's cooking?
a piece of cake **b** cooking was easy
c scraping burnt food off the stove **d** tent fell on top of us
- 3 How does this help the reader see Jan's cooking adventure? It was ...
a unsuccessful. **b** lots of fun.
c a great success. **d** tasteless.

Read the passage.

Circle

what
Jan was
doing

Colour

words that
describe
Freya's new
hairdo

The Home Haircut

"Look in the mirror, Freya," said Jan.

I did. There was a lot of face and not much hair.

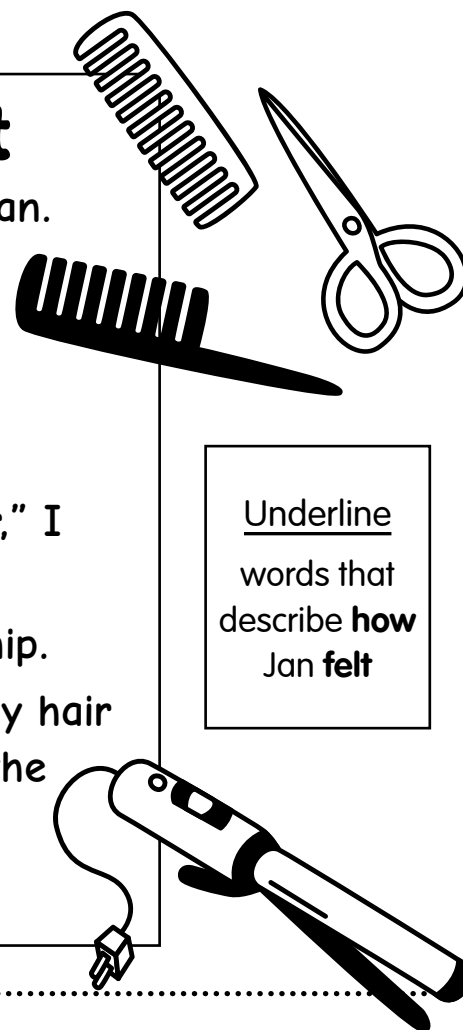
"Is it all right?" Jan said, looking worried.

"One side is longer than the other," I said softly.

Jan cut some more. Snip. Snip. Snip.

In the mirror, I looked strange. My hair was gone. Bits stuck out all over the place.

Jan's face was white.



Underline

words that
describe **how**
Jan **felt**

4 What does Freya think of her new hairdo? _____

5 Which clues tell you? _____

6 Draw Freya and Jan's faces in the mirror.



Main idea and details

FICTION

The main idea is what the text is about. Details help us find the main idea. The text below is a script. Different people play the roles.

Read the passage.

Colour
who is
scared

Underline
why he is
scared

CAN I JOIN THE CIRCUS?

Ringmaster Roy: Chuckles, perhaps you could teach Snoz about being a clown.

Narrator: Chuckles had a great time dressing Snoz and painting him with make-up. But when Snoz saw himself in the mirror, he hid under the table.


Snoz: Not funny! Too scary! Snoz is scared!

Narrator: Snoz began to cry. Seeing a Snozalot cry made Chuckles cry too.

Chuckles: (sobbing) That is the saddest thing I have ever seen. A sobbing Snozalot!



Box
who is
crying



Circle the correct answers.

- 1 Find the main idea of the text.
 - a Snoz is scared of himself dressed as a clown.
 - b Chuckles is a clown.
 - c Clowns make people laugh.
 - d Snoz can't wait to join the circus.
- 2 Which two sentences support the main idea?
 - a Chuckles had a great time dressing Snoz and painting him with make-up.
 - b But when Snoz saw himself in the mirror, he hid under the table.
 - c Snoz began to cry.
 - d Seeing a Snozalot cry made Chuckles cry too.

Read the passage.

Circle

the things
Snoz **cannot**
do

Underline

what
Chuckles
says about
Snoz



Ringmaster Roy: Tell me troupe, what can Snoz the Snozalot Monster do?

Chuckles: I will tell you what he cannot do. He cannot make you laugh.

Bendy Betty: He cannot bend.

Max Manyhands: He cannot juggle.

Ringmaster Roy: I see, I see, I see. And I know he can't fly through the air.

Chuckles: He's a nice monster.

Bendy Betty: A lovely monster, really.

Max Manyhands: But Snoz has no place in Circus Bizurkus.

Box

what Bendy
Betty says
about Snoz

Colour

what Max
Manyhands
says about
Snoz

3 Fill in the missing words.

The main idea of the text is that _____ does not belong in _____.

4 Which two details helped you find the main idea?

a Everyone says Snoz can't

b Max Manyhands says Snoz has

Main idea and details

FICTION

The main idea is what the text is about. Details help us find the main idea.

Read the passage.



The Lion and the Gnat

The gnat dived at the lion and stung him on the nose. The lion was furious! He swiped at the gnat, but only ended up scratching himself with his sharp claws. The gnat attacked the lion again and again, and the lion raged.

Box


words that describe the lion's **feelings**

Circle

the gnat's actions

Underline

the lion's actions



Circle the correct answers.

- 1 Which best describes the main idea of the text?
 - a A lion attacked a gnat.
 - b A lion fell down.
 - c A gnat wanted to be a lion.
 - d A gnat attacked a lion.
- 2 Which two details support the main idea?
 - a The gnat dived at the lion and stung him on the nose.
 - b The lion was furious!
 - c He swiped at the gnat.
 - d The lion scratched himself with his sharp claws.
 - e The gnat attacked the lion again and again, and the lion raged.
- 3 Which best describes the gnat's actions?
 - a selfish
 - b kind
 - c gentle
 - d vicious

Read the passage.


Underline

what the
lion does

Colour

what the
gnat does

Finally, the lion was worn out.
He was dripping with blood from
his own scratches and he lay
down, defeated by the gnat. The
gnat buzzed away to tell the whole
Animal Kingdom about his victory
over the lion, but instead he flew
straight into a spider's web.



- 4 What is the main idea of the text?
- a The gnat celebrated a great victory.
 - b The smaller creature proved to be the more dangerous.

- 5 Which two details helped you find the main idea?

a The lion was

b The gnat had

- 6 What is the message from this fable? _____

Making inferences

FICTION

Use clues to find answers about a text. Not all information is directly stated!
The text below is told from Danny's point of view.

Read the passage.


Zac the Champion

Mr McFee asked Zac to read aloud. Zac said he couldn't find his glasses. He said his mother would look for them after work. "Can't you see without your glasses?" I asked.

Zac shook his head.

After school, Zac came to my place. We played computer games on my Dad's computer.

Zac could see well enough to play them. He won every game.



Circle


who was asked to read

Colour

the excuse for not reading

Box

who played computer games



Circle the correct answers.

- 1 What was Zac unable to find?
a his computer **b** his mother **c** his glasses **d** his work
- 2 Why did Danny think it was strange that Zac won the computer games?
a Zac played without his glasses. **b** Zac hadn't won a game before.
c Zac played with his eyes closed. **d** Zac said he didn't like to play.
- 3 What inference can you make about Danny?
a Danny is competitive and wanted to win the game.
b Danny thinks Zac is lying about needing glasses.
c Danny is an excellent reader but not a good computer game player.
d Danny and Zac are going to be good friends forever.

Read the passage.

Circle

who visited
Zac

Colour

what Zac
was doing
when Nina
and Danny
arrived

Box


which part
of his body
Zac held

Zac Skips School



The next day Zac didn't come to school. Nina and Danny went to Zac's house after school. He was watching a cartoon.

When he saw them he rolled around on the floor. He held his stomach.

"I have a very bad migraine," he said. "Mum's going to take me to the doctor."



Underline

what Zac said
was wrong

4 How was Zac feeling?

5 Which clues tell you?

6 Is Zac lying? What is the clue?


7 Why might Zac be lying about being sick?

Drawing conclusions

FICTION

Make your own judgements to draw conclusions from a text. Clues in the text will help you.

Read the passage.



Circle

three verbs
that show
**how Vinnie
moved**

Underline

Vinnie's
dialogue

The Sniffles

Vinnie raced in the front door. His bag skidded across the living room floor.

"What's going on in here?" Vinnie's mum stood in the doorway, hands on her hips.

Vinnie walked over and picked up his bag.

"Sorry, Mum. I'm in a bit of a hurry."

"What about a snack?"

"I'm not hungry."

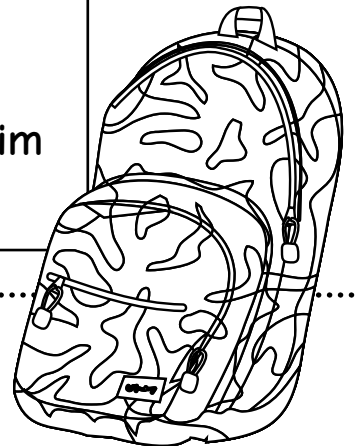
Mum stood in shock as she watched him run up the stairs.

Box

a word that
shows **how**
**Vinnie's
mum felt**

Colour

Mum's
dialogue



Circle the correct answers.

1 Which is the best conclusion?

- a** Vinnie was in a rush. **b** Vinnie likes doing his homework.
c Vinnie is hungry. **d** Vinnie likes to keep things neat and tidy.

2 Which two words are clues to question 1's answer?

- a** walked **b** raced **c** run **d** stood

3 Which is the best conclusion?

- a** Mum is untidy and doesn't like tidying.
b Mum doesn't like making snacks.
c Mum was surprised Vinnie didn't want a snack.
d Vinnie was tired from a long day at school.


Read the passage.

Colour

words that
describe
**Dr Hacker's
arrival**

Box

Dr Hacker's
dialogue

**Dr Hacker**

Vinnie pulled the ad from his pocket and dialled the number.

"Hello," said the voice on the other end of the line.

"Are you Dr Hacker?" asked Vinnie.


"That's right."

Vinnie explained his problem.

"Never fear, young Vinnie. I'll be there in a flash," said Dr Hacker.

Vinnie hung up. Smoke filled the hall and a flash of light blinded him.

Dr Hacker waved away the smoke. "Show me your sick computer."

**Underline**

Vinnie's
dialogue



4 What can we conclude about Vinnie's problem?

5 From his arrival, what can we conclude about Dr Hacker?

6 Which clues tell you?

The text says, "

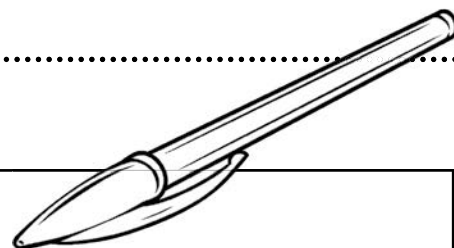
Making predictions

FICTION

We can predict what is going to happen in a text based on clues in the words and pictures, and on what we already know.

Read the passage.

Game Plan



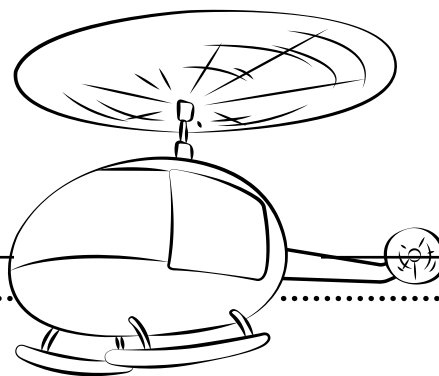
Dear Sophie,

Thanks for your letter. I am sending you and your friend Luke my latest Cosmic Creature called Radiant. I would be delighted to share a few tricks of the trade with you and Luke. I will send my helicopter to pick you up at 10:15am this Saturday, from the soccer field near your house. Bring Gizmo along too.

Don't be late. I don't like to wait.

Yours in fun,

Professor Flukelar



Circle the correct answers.

- 1 Which two predictions can you make about what will happen next in the story?
 - a Luke will forget to bring Gizmo, and Professor Flukelar will be angry.
 - b Sophie and Luke will spend the day with Professor Flukelar.
 - c Sophie will break her Cosmic Creature because she doesn't like it.
 - d Sophie and Luke will learn many new ideas from Professor Flukelar.
- 2 What evidence is there in the text to support your predictions?
 - a Don't be late.
 - b I am sending you and your friend Luke my latest Cosmic Creature called Radiant.
 - c I would be delighted to share a few tricks of the trade with you and Luke.
 - d Thanks for your letter.
 - e Bring Gizmo along too.

Read the passage.**‘What if ...’**

“But how do you think of things like that?” asked Sophie.

“Yeah,” said Luke. “How do you get to be the one who sees something in a new way, when no one else has?”

“Well,” said the professor smiling, “there are a few little tricks that I can share with you.”


The professor led them into his workroom. It was lined with his wonderful creations. All the Cosmic Creatures were there, as well as his siren balls, superfast glider kits and stretchable blocks.



3 What prediction can you make about what Sophie and Luke will learn from Professor Flukelar?

4 Predict one piece of advice the professor will give Sophie and Luke.

5 Draw what a Cosmic Creature might look like.

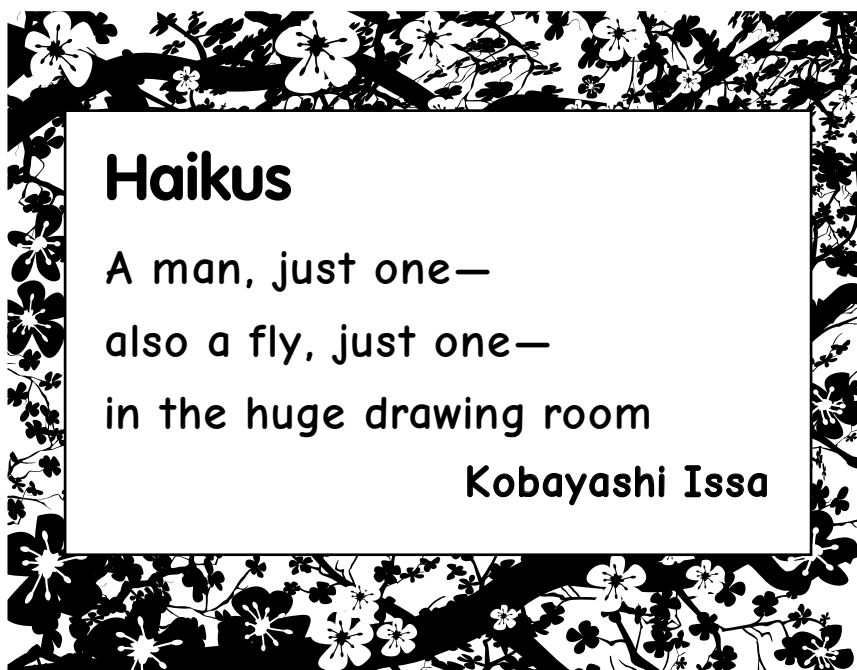


To understand what you are reading, it helps to imagine pictures! This is called visualising. These poems are haikus, a type of poem from Japan. They describe a moment in time. You can visualise what the poet says with just a few words.

Read the passage.

Circle
the **things** in
the room

Box
the
punctuation
marks



Underline
the **adjectives**

Colour
the **repeated**
phrase

Circle the correct answers.

- Which two things are in the drawing room?
a man **b** huge **c** bay **d** fly
- Which two punctuation marks are used?
a question marks **b** commas
c colons **d** dashes
- What do these punctuation marks tell the reader to do?
a shout **b** pause **c** whisper **d** look up
- Which word best describes how the drawing room would look?
a crowded **b** empty **c** full **d** noisy

Read the passage.

Circle

the **sound**
words

Box

the word that
describes
the **feel** of
the egg

Warm snug speckled egg
Dappled light fading quickly
Soft crack of split shell

Alysha Hodge

Underline

the words
that describe
what the egg
looks like

Colour

words that
describe the
light

Circle the correct answers.

- 5 At what time of day is the poet looking at the egg?
a morning b late at night c midday d late afternoon
- 6 Which phrase describes the sound of the egg breaking?
a dappled b warm snug c fading quickly d soft crack
- 7 To hear this sound, how far away is the poet from the egg?
a far away b behind it in a field
c very close d in the next town
- 8 What is the poet seeing?
a a person taking a photo of an egg
b two chickens wrapped in a warm blanket
c two farmers ploughing the field
d a bird hatching



Main idea and details

FICTION

The main idea is what the text is about. Details help us find the main idea.

Read the passage.

Circle

words that
describe
the **fox**

Colour

the fox's
dialogue

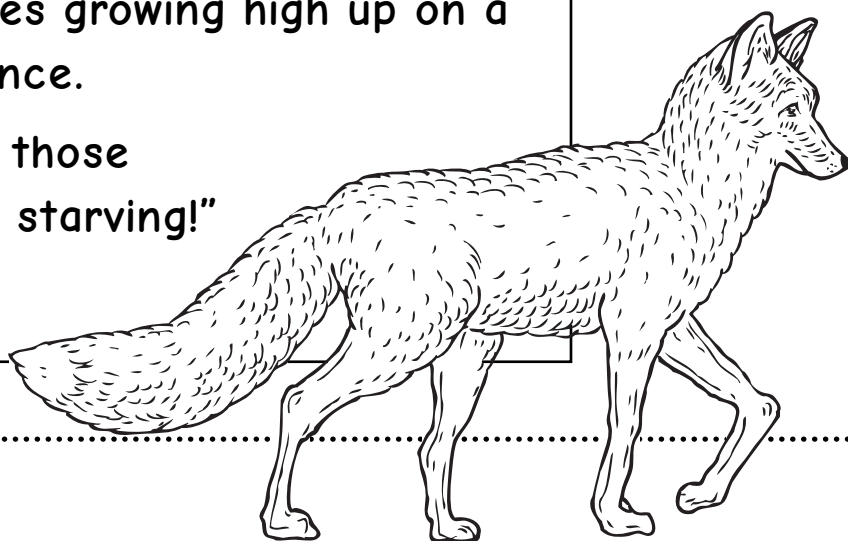

The Fox and the Grapes

A hungry fox was looking for food. She saw bunches of juicy, plump grapes growing high up on a farmer's fence.

"I will have those grapes. I'm starving!" she said.

Underline


words that
describe the
grapes



Circle the correct answers.

- 1 Which best describes the main idea of the text?
 - a A fox wanted to become a farmer.
 - b A farmer was growing juicy, plump grapes.
 - c A greedy farmer put food too high for the fox.
 - d A hungry fox was looking for food.
- 2 Which two phrases support the main idea?
 - a growing high up
 - b hungry fox
 - c plump grapes
 - d I'm starving!
- 3 Which best describes what the fox plans to do?
 - a Steal the fence.
 - b Eat the grapes.
 - c Starve the farmer.
 - d Grow grapes.

Read the passage.

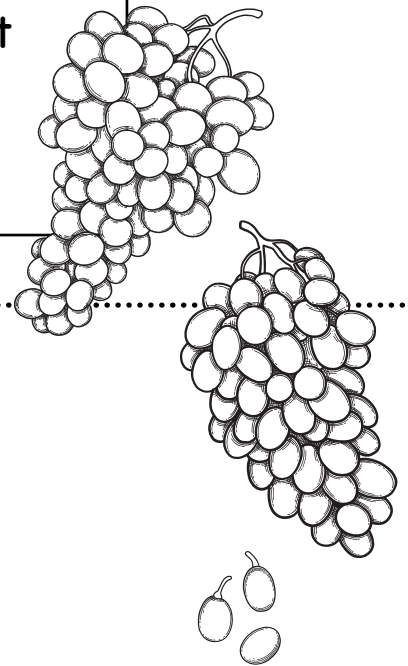



Underline
adjectives
that describe
the leaps

Box
what the fox
was trying to
reach

Circle
two verbs that
tell how the
fox moved

The fox ran at the fence and leaped as high as she could. It was a great leap—but it wasn't high enough. She hadn't even reached the lowest bunch of grapes. The fox tried again. She ran and leaped and it was another wonderful leap. But once again, she did not jump high enough to reach the fruit. She didn't give up though.



4 What is the main idea?

- a The fox wanted the grapes.
- b The fox tried unsuccessfully to reach the grapes.
- c The fox refused to give up.

5 Which two details helped you find the main idea?

a The fox leaped

b The fox tried