


RESOURCE: 26 PLACEMATS



# LETTER FORMATION

## ALPHABET, HANDWRITING



BROUGHT TO YOU BY THE **TEACH WITH READING EGGS** TEAM

[www.readingeggs.com](http://www.readingeggs.com)

# LEARNING TO READ WITH READING EGGS

Thank you for choosing this **Reading Eggs** packet. Research tells us handwriting is a complex skill to master. It involves cognitive, linguistic, perceptual and motor components. Children need to be intentionally taught letters and letter sounds, as well being given lots of hands-on exploration opportunities. Though complex, we know that correct letter formation is crucial for young learners. Alphabet knowledge skills include being able to



- ✓ learn letter names (letter/name knowledge)
- ✓ hear the sound that matches the letter (letter/sound knowledge)
- ✓ write letters and words (letter/shape knowledge).

Alphabet knowledge is foundational for

- ✓ Beginning readers
- ✓ Struggling readers
- ✓ ELL



Using this packet, children will build essential handwriting and alphabet skills as they practice the letters of the alphabet. The packet contains 26 x printable alphabet mats one for each letter of the alphabet.

## WHY ALPHABET KNOWLEDGE ALONGSIDE LETTER FORMATION?

Alphabet knowledge is having an awareness of the names and sounds of the letters of the alphabet. It is a strong predictor of reading success and therefore a very important early literacy skill. Alphabet knowledge becomes crucial as children move into the early stages of reading and writing.

The **Reading Eggs** team are passionate about helping children learn to read so we're always adding resources to help at home and in the classroom. To find more resources for phonological awareness and other key reading skills visit **Teach with Reading Eggs on Teachers Pay Teachers**.

Happy  
Eggsploring!

*Katy Pike*

**Katy Pike and  
The Reading Eggs Team**



[www.readingeggs.com](http://www.readingeggs.com)

I know how much you care about giving your child a great start in reading, because I had the EXACT same feeling, too. I remember life before Reading Eggs. Like you, I was determined to give my four kids the BEST start in life, and that meant helping them learn to read.

The problem was that reading is complicated. There are so many skills they need to learn. From phonological awareness, phonics, sight words and vocabulary to comprehension and fluency, it's hard to know where to start. And most children need lots of time and a whole lot of repetition to get all these skills in place. If you're busy, this can get very challenging very quickly.

We knew there had to be an easier way. So I used my 25 years of experience in educational publishing, along with the most solid scientific research on reading instruction and child motivation, to create the online Reading Eggs program. This reading program completely transformed the way millions of children around the world learned to read. 10 MILLION children to be exact (and counting)!

Reading Eggs works because it's built on the five pillars for reading success. The program is used in thousands of schools because it's so effective. And kids love it. And you will too as you watch children make real progress in the most important skill they need for future academic success.

I hope you enjoy the reading journey,

Katy Pike



## WHERE CHILDREN BECOME GREAT READERS!

The online reading program for 2–13 year olds.

**Reading Eggs** is the multi-award winning reading program that has been used by over 10 million children worldwide. Children have fun learning **phonics** and **essential reading skills** with interactive games, activities, and e-books.


Over 91% of parents using **Reading Eggs** report a noticeable improvement within weeks.



Ages 2–4

### First Steps


Delight your toddler with fun games and activities that build alphabet knowledge and ready-to-read skills.



Ages 3–7

### Learning to Read

Children follow structured, one-on-one lessons that teach phonics, sight words and reading skills.



Ages 7–13

### Building Confidence

Older children can continue building key literacy skills that will help them succeed.



[www.readingeggs.com](http://www.readingeggs.com)

# READING EGGS AT HOME

It's so easy to get started with **Reading Eggs**.

## 1 Placement test

Have your child take the **Reading Eggs** placement test. This will ensure your child begins at the appropriate level. Let the reading begin!



## 2 120 Reading lessons

Your child can be starting their personalised reading journey in minutes and with 120 lessons, games, songs and hundreds of books, you know they will be on the right track to reading success.



## 3 Printable pages

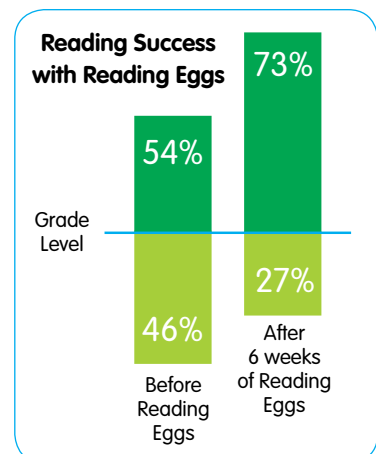
Worksheets and teaching notes are available for every lesson.



# SCIENTIFICALLY PROVEN TO WORK!

In an independent study conducted in 2017, students using **Reading Eggs** outperformed students that didn't use the program. Student engagement with the program was high because of the variety of lessons, fun activities, songs, and rewards.

Students using **Reading Eggs** for 60 minutes per week made significant improvements in their phonics skills, reading levels, and reading proficiency. In fact, 93% of students increased at least one reading level over the six weeks.





# HOW TO USE

## What's included?

- ✓ 26 × Alphabet Handwriting Placemats
- ✓ Teaching ideas for alphabet knowledge

## Setting it up

1 Print pages 6–41 single sided.



2 Laminate each page.





# TEACHING IDEAS

- 1 Ask children to draw each letter with their index finger in the air.



- 2 Use the placemat as a guide to build letters using playdough, or trace the letters on the mat with a whiteboard marker and wipe clean after use.

- 3 Use washable paint or whiteboard markers to circle the pictures on the mat that begin with the 'feature' letter, then wipe clean after use.




- 4 Sing the alphabet song and point to each letter.



CREATE  
FUN

# RESOURCE LISTING

Letter	Sound words
a	apple, ant, alligator
b	ball, banana, bed
c	car, carrot, camel
d	deer, dress, dragonfly
e	egg, eagle, elephant
f	fire, fish, fruit
g	guitar, gloves, gate
h	ham, hat, hammer
i	insect, ink, igloo
j	jacket, jam, jellyfish
k	kangaroo, kettle, key
l	lion, leaf, lamp
m	monkey, moon, mouse
n	nose, nest, nut
o	orange, owl, ostrich
p	penguin, piano, pie
q	queen, quiet, quoll
r	rabbit, radio, rope
s	snake, socks, sun
t	teddy, tent, tiger
u	unicorn, umbrella, unicycle
v	violin, van, volcano
w	whistle, wool, watch
x	xylophone, x-rays
y	yacht, yo-yo, yak
z	zip, zoo, zebra




A B C D E F G H I J K L M N O P Q R S T U V W X Y Z

A

a

Aa



apple



ant



alligator

a b c d e f g h i j k l m n o p q r s t u v w x y z

A B C D E F G H I J K L M N O P Q R S T U V W X Y Z

B

b

Bb Bb



ball



banana

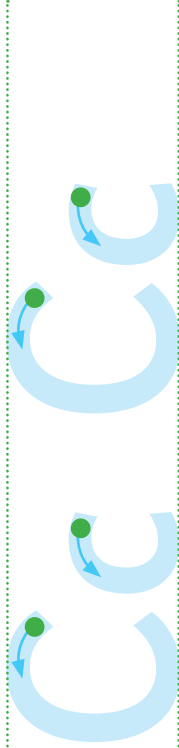




bed

a b c d e f g h i j k l m n o p q r s t u v w x y z



A B **C** D E F G H I J K L M N O P Q R S T U V W X Y Z



car



carrot



camel



a b **c** d e f g h i j k l m n o p q r s t u v w x y z

A B C **D** E F G H I J K L M N O P Q R S T U V W X Y Z

D

d

Dd



deer



dress



dragonfly

a b c **d** e f g h i j k l m n o p q r s t u v w x y z

A B C D **E** F G H I J K L M N O P Q R S T U V W X Y Z

E

e

E e



egg



eagle



elephant

a b c d **e** f g h i j k l m n o p q r s t u v w x y z

A B C D E **F** G H I J K L M N O P Q R S T U V W X Y Z

F

f

Ff



fire



fish



fruit

a b c d e **f** g h i j k l m n o p q r s t u v w x y z



A B C D E F **G** H I J K L M N O P Q R S T U V W X Y Z



guitar



gloves



gate

G

g

Gg Gg

a b c d e f **g** h i j k l m n o p q r s t u v w x y z

A B C D E F G **H** I J K L M N O P Q R S T U V W X Y Z

H H

h h

H H h h



ham



hat



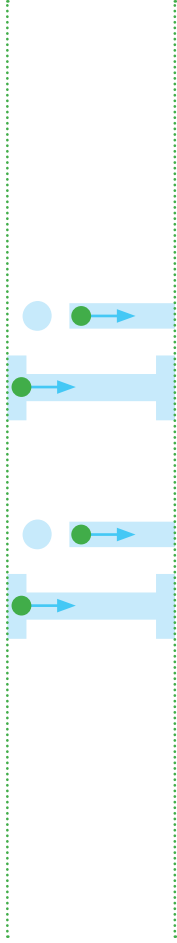
hammer

a b c d e f g **h** i j k l m n o p q r s t u v w x y z

A B C D E F G H I J K L M N O P Q R S T U V W X Y Z

I

i



a b c d e f g h i j k l m n o p q r s t u v w x y z

A B C D E F G H I **J** K L M N O P Q R S T U V W X Y Z

J

j

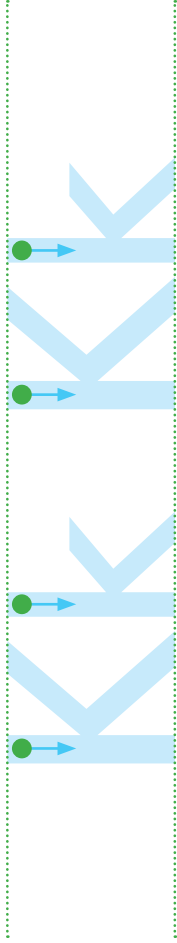




J j J j J j

a b c d e f g h i **j** k l m n o p q r s t u v w x y z



A B C D E F G H I J **K** L M N O P Q R S T U V W X Y Z



Kangaroo



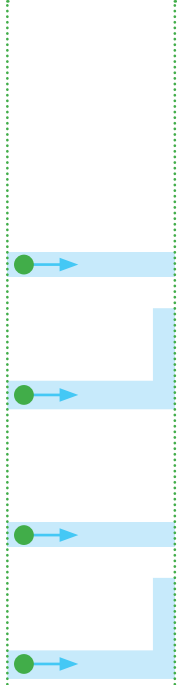

Kettle



Key

a b c d e f g h i j **k** l m n o p q r s t u v w x y z

A B C D E F G H I J K **L** M N O P Q R S T U V W X Y Z



lion



leaf



lamp

a b c d e f g h i j k **l** m n o p q r s t u v w x y z

A B C D E F G H I J K L M N O P Q R S T U V W X Y Z

M

m

M m

monkey



moon



mouse



a b c d e f g h i j k l m n o p q r s t u v w x y z

A B C D E F G H I J K L M **N** O P Q R S T U V W X Y Z

N

n

N n



nose



nest


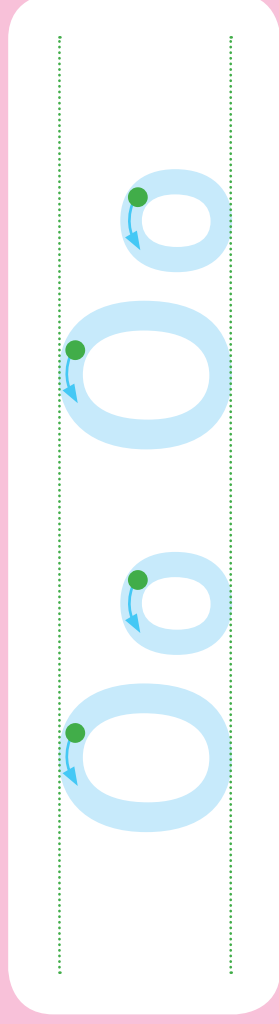




nut

a b c d e f g h i j k l m **n** o p q r s t u v w x y z



A B C D E F G H I J K L M N **O** P Q R S T U V W X Y Z



a b c d e f g h i j k l m n **o** p q r s t u v w x y z

A B C D E F G H I J K L M N O **P** Q R S T U V W X Y Z

P



penguin



piano

pie



P

Pp

a b c d e f g h i j k l m n o **p** q r s t u v w x y z

A B C D E F G H I J K L M N O P **Q** R S T U V W X Y Z

Q



queen



quiet



quoll

Q

Qq

a b c d e f g h i j k l m n o p **q** r s t u v w x y z

A B C D E F G H I J K L M N O P Q **R** S T U V W X Y Z

R

r

Rr



rabbit



radio



rope

a b c d e f g h i j k l m n o p q **r** s t u v w x y z

A B C D E F G H I J K L M N O P Q R **S** T U V W X Y Z

S

S

Ss



Snake



Socks



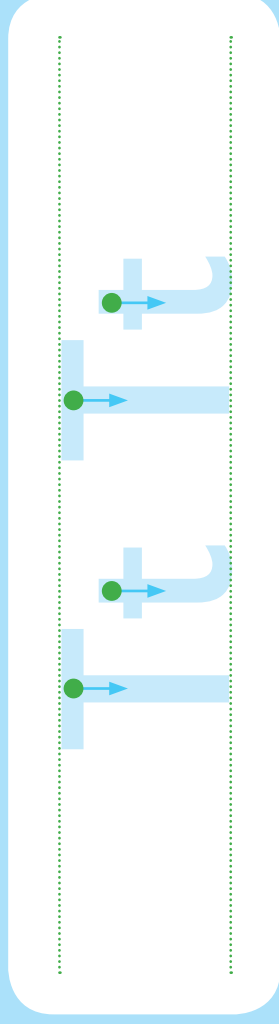
Sun

a b c d e f g h i j k l m n o p q r **s** t u v w x y z

A B C D E F G H I J K L M N O P Q R S **T** U V W X Y Z

T

t



teddy



tent



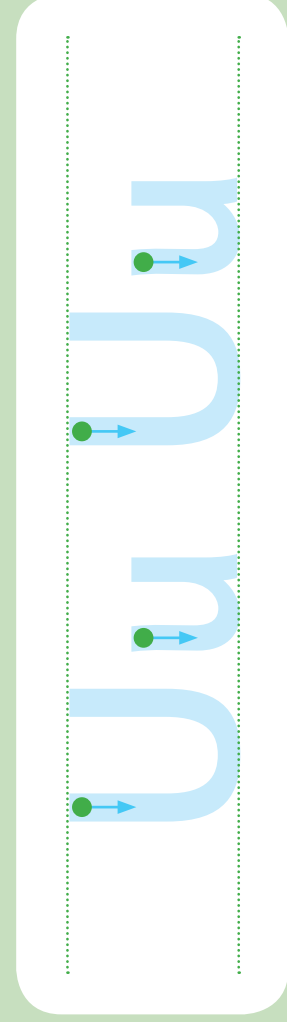
tiger

a b c d e f g h i j k l m n o p q r s **t** u v w x y z

A B C D E F G H I J K L M N O P Q R S T U V W X Y Z

U

U



unicorn



umbrella



unicycle

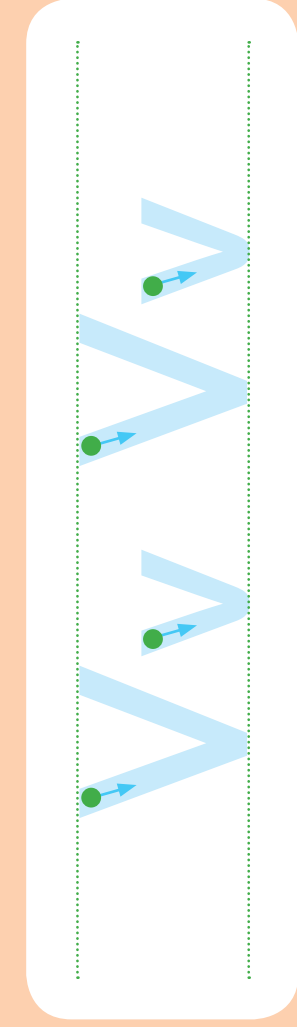
a b c d e f g h i j k l m n o p q r s t u v w x y z



A B C D E F G H I J K L M N O P Q R S T U **V** W X Y Z

V

V



violin



van



volcano

a b c d e f g h i j k l m n o p q r s t u **v** w x y z

A B C D E F G H I J K L M N O P Q R S T U V **W** X Y Z

W

W

W W W

whistle



wool

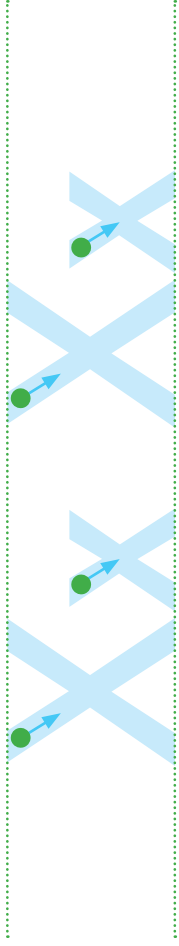




watch



a b c d e f g h i j k l m n o p q r s t u v **w** x y z

A B C D E F G H I J K L M N O P Q R S T U V W **X** Y Z



xylophone




x-rays



a b c d e f g h i j k l m n o p q r s t u v w **x** y z

A B C D E F G H I J K L M N O P Q R S T U V W X **Y** Z



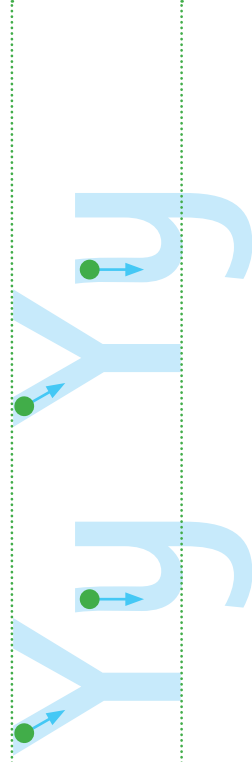

yacht



yo-yo



yak

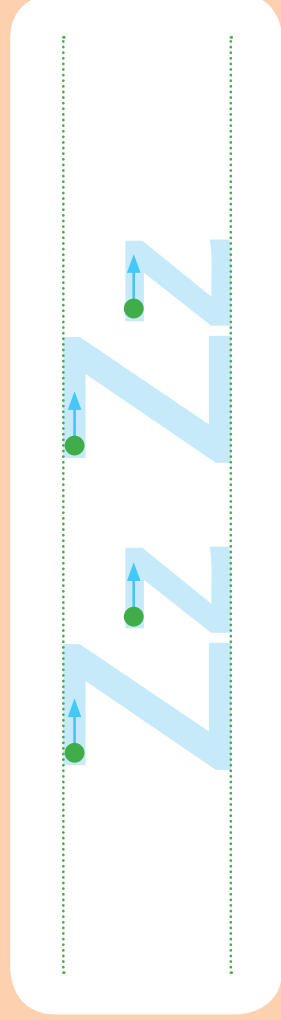


a b c d e f g h i j k l m n o p q r s t u v w x **y** z

A B C D E F G H I J K L M N O P Q R S T U V W X Y Z

Z

Z



a b c d e f g h i j k l m n o p q r s t u v w x y z

# CONGRATULATIONS!


You've just taken the first steps to reading success!

Thank you for trying this resource. We hope you enjoy using it with your students. Visit our **Teach Reading with Reading Eggs TPT** store for these other great resources.

## INITIAL SOUNDS BINGO!

**Ready? Set? It's bingo time!**

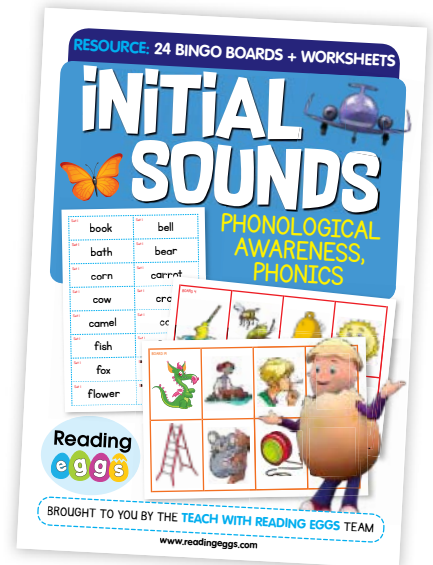
Perfect for small groups, they can practice initial sounds with bingo. Bingo boards + calling cards all included, as well as worksheets to reinforce learning.



## ALPHABET iSPY PLACEMATS

**What can you see today?**

Ready-to-use, these build phonological awareness + vocabulary. Perfect to play individually or in small groups!

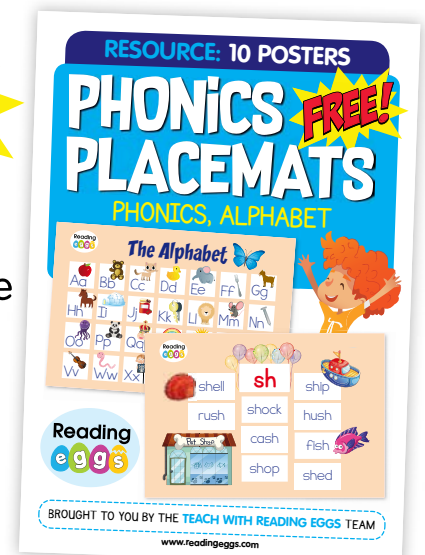


## PHONICS POSTERS

**Letters and sounds, here we come!**

Ready-to-use, these charts help with single sounds and digraphs. Great for reading and writing sessions!

**FREE!**



# HAPPY EGGSPLORING!

[www.readingeggs.com](http://www.readingeggs.com)