

# Bb

Name \_\_\_\_\_


## Phonemic awareness

### Lesson 6 • Worksheet 1

1 Colour the bubbles that begin with **b**.



2 Match each letter to a picture.



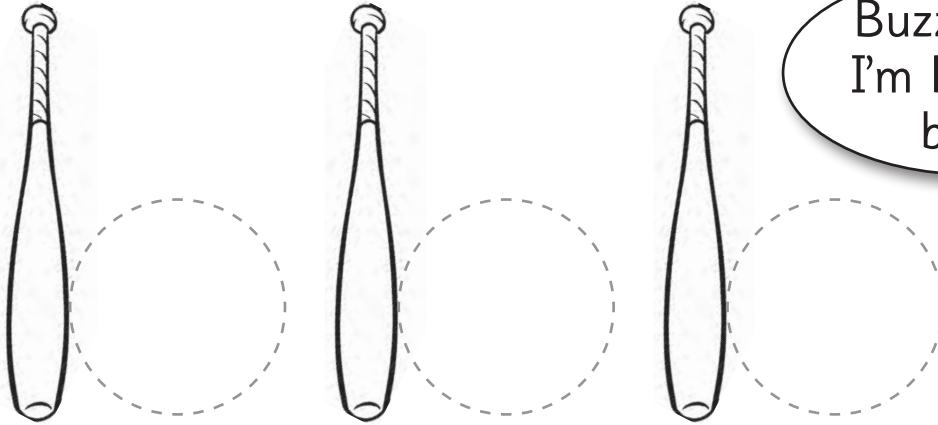
Name \_\_\_\_\_

# Bb

## Lesson 6 • Worksheet 2

### Handwriting


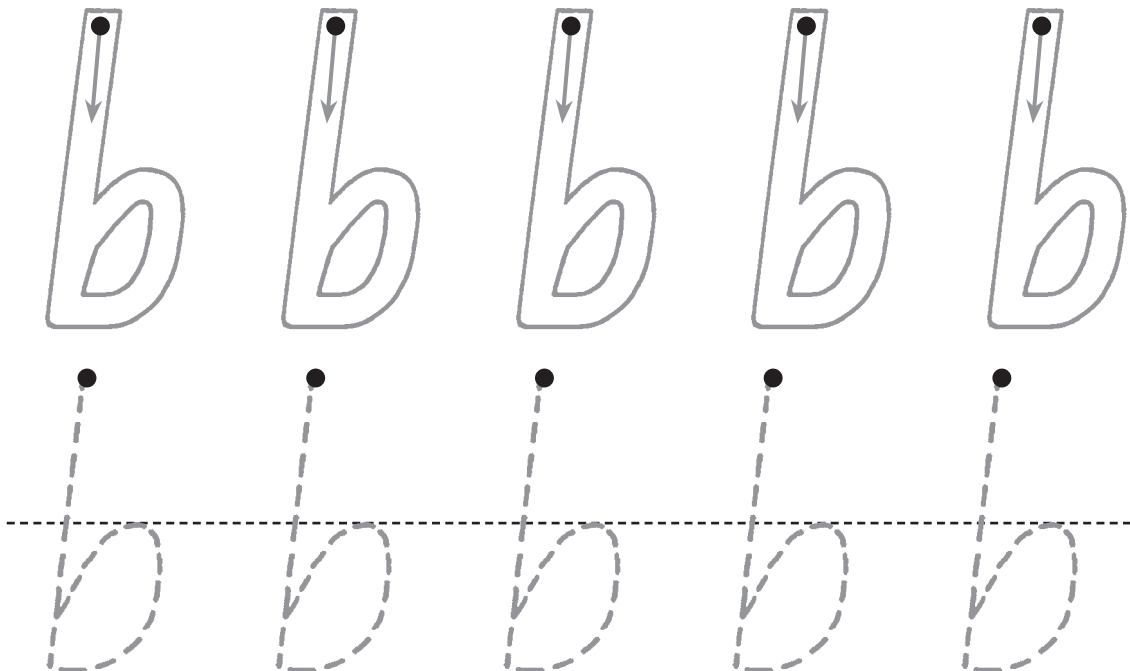
1 Draw a ball next to each bat.



Buzz, buzz!  
I'm Bee bee  
bear!



2 Trace and write.




Circle  
your best  
letter.

# Bb


Name \_\_\_\_\_

## Initial sounds

### Lesson 6 • Worksheet 3



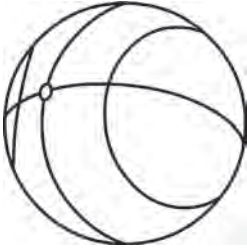
1 Add **b**. Read the word.



       **b** ee



       ear




       all



       ook



       ag



       ath

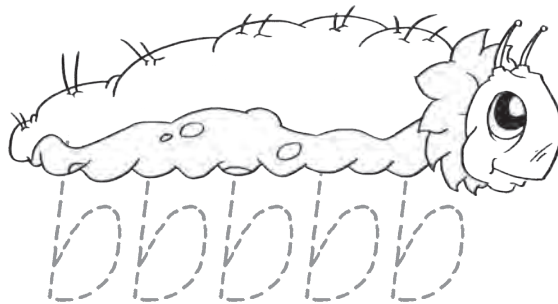


       ell



       alloon

2 Draw the bug's legs.



Name \_\_\_\_\_

# Bb

Lesson 6 • Worksheet 4

## Check

1 Trace the letter. Join to a picture that begins with that sound.

A large rectangular area with a wavy border containing tracing letters and matching pictures. The letters are: 't' (dashed), 'm' (dashed), 's' (dashed), 'a' (dashed), and 'b' (dashed). The pictures are: a balloon, a tree, a crescent moon with a face, a grasshopper, and the number 6.



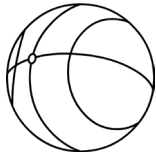











2 Circle the beginning sound. Write the letter.

\_\_\_\_\_

s i t

\_\_\_\_\_

t b m

b		Draw	Trace	Write
bee				
.				
ball				
.				
book				
.				
baby				
..				
bell				
.				
bath				
.				
bear				
.				

### Activity 1

Write a *b* each time you read the book.

I read *b* \_\_\_\_ times!

### Activity 2

Clap each *b* word as you read.




I counted \_\_\_\_ *b* words.

### Activity 3

Colour the animals that start with *b*.

I know words that start with *b*.



### Activity 4

Draw big, blue balloons.

I can read the letter *b*!

