

Reading

eggs

Get Ready for Reception

ON TRACK

READING • WEEK 1



Get Ready for
Reception!

Mm

www.readingeggs.co.uk

Welcome!



The On Track programme provides a great way to help your child make the successful transition into Reception. Using fun-filled online learning activities, combined with carefully selected activity sheets, this programme will boost your child's reading and literacy skills.

Getting back on track is simple with **Reading Eggs** and can be done in just half an hour a day. So, let's maximise each day and get started now!

The outline for each week will tell you the online lessons, additional reading and worksheets to be completed.

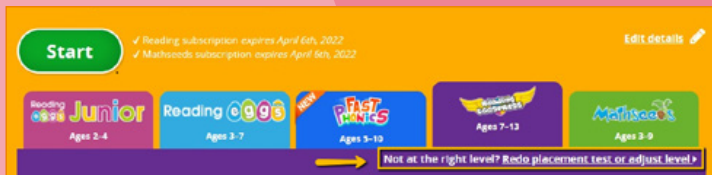


Login

Login with your parent email and password. If you are unable to remember either of these, please select the *I've forgotten my password* or *login button* and follow the steps.

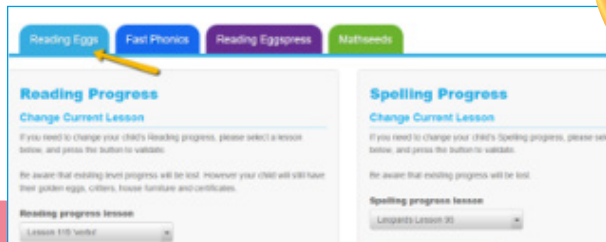


To help you navigate through the site we have listed a few steps below. For more information on the programme please see our *Parent User Guide*. This can be found on the Family Dashboard in Bonus Material.



If your child is not working at the correct level you can adjust it by clicking here.

Select the programme that you wish to adjust your progress for, then use the dropdown menus to adjust.



To get to the *Additional Library Books* select Library on the student navigation page.

How to find books you need

You can search for books by topic, series, author, reading age, Lexile, or book title. For example, to locate texts about machines for a Year 3/4 reading level:

Select Search, type in 'machines'.



Drag the pointers to specify an age range or Lexile. The shelves display books for you to browse.



Your child is now ready to begin!



Welcome to Week 1

Welcome to Week 1 of your On Track for Reception literacy programme!

This programme is for pupils preparing for Reception. It provides practise for some of the skills your child needs to transition successfully into Reception.


Over 10 weeks, your child will have the opportunity to engage in fun-filled, online learning activities, based on the **Reading Eggs** programme. **Reading Eggs** uses the proven power of systematic synthetic phonics instruction to boost reading skills. It focuses on phonemic awareness and phonics practise.

Each week you'll receive a 20-page booklet. Inside you will find a set of carefully selected activity sheets that will allow your child to revisit, consolidate and build crucial reading and literacy skills. We've packed lots in so your child can get excited for Reception!

We recommend you follow these simple steps.

- 1 Print the pupil pages for the week. Ensure your child has pencils and erasers to complete the worksheets.
- 2 Start by setting your child up on the online **Reading Eggs** programme. Activities begin at **Lesson 1** and allow your child to progress at their own pace.
- 3 Encourage your child to read the recommended books from the **Reading Eggs** library.
- 4 Once each day's work is complete, fill in the incentive chart. There is also a certificate at the end of the week to celebrate your child's achievement.
- 5 Enjoy the learning. Keep it light.

We know your child will enjoy learning with **Reading Eggs** because it makes learning to read fun!



Get On Track for Reception

Week 1

Reading skills focus

- Hear and identify the sound **m**, and match to letters **M** and **m**.
- Identify words that begin with **m**.
- Write letter **m**.
- Build vocabulary.
- Listen to a book and read along.



Online

Reading Eggs Lesson 1

- Letters and sounds focus: **Mm**
- Identify the sound **m** in isolation, and in words.
- Write the letter **m**.
- Recognise **m** in different fonts in upper and lower case.
- Build vocabulary skills by matching pictures to spoken and written words.
- Listen to, follow the reading and read along with a book – **Reading Eggs Alphabet book 'm'**

Additional activities

Reading Eggs Songs

#1 Sounds like mmmm! and #2 Mmm, you're clever!

Reading Eggs Playroom

- Alphabet Activities: book and letter activities
- Bookshelf Songbook: Five little monkeys, Old McDonald had a Farm

Reading Eggs Junior

Books



Alphabet I Spy: Mm



Me: Miguel's Family



Lulu: "Me, Too!" Says Lulu



Machines: My First Machines



Videos

Heidi Songs: The M Song

Peekaboo: Marvel the Meerkat

Animal Alphabet: Monkeys and Mice

Reggie's Boxes: Letter M

Let's do Science!: Magic Milk

The Eggles: Mud

Activities

Matching game

Worksheets

Day 1: Make letter **m**; The letter **m**

Day 2: I spy ... **M**; Letter **Mm** maze

Day 3: Track and trace **Mm**; Handwriting **Mm**

Day 4: Initial sounds **Mm**; Letters and sounds

Day 5: Check **Mm**; Letter **M** puzzle

Bonus pages

- **Mm** certificate
- Track and Trace **Mm**
- I know ... letter **Mm**
- Colour in and cut out Marshmallow Mouse
- Read a book - **m**



Additional Reading Eggspress library books

- *M is for moon*
- *What begins with Mm?*
- *Mini mouse*
- *Meerkat Has a Plan*













Week 1




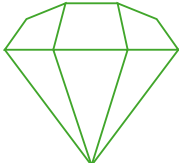

Incentive chart for:

[Empty rounded rectangular box for name]

Colour each one when you have completed each day's work.

Week 1	Monday	Tuesday	Wednesday	Thursday	Friday
Online Lesson	Lesson 1 Mm 	Lesson 1 Mm 	Lesson 1 Mm 	Lesson 1 Mm 	Lesson 1 Mm 


Worksheets					
------------	--	--	---	--	--

Day Done!					
-----------	---	---	--	---	---

Notes/thoughts/ideas

Make letter m

- 1 Use playdough to make letter **m**.
- 2 Decorate letter **m** using pencils, crayons, paint, stickers or collage.
- 3 Decorate the page with pictures or drawings of things that start with the sound **m**.



1 Say the letter sound.

m



2 Colour things that begin with m.

m



m



m




m



m



3 Draw some mountains.



I spy things beginning with




Follow and colour the letter **M** and **m** to solve the maze.

START

M	m	M	C	S	I	d	Z	s	E	Q
a	H	m	A	W	b	y	A	R	Q	J
w	h	M	H	m	M	m	H	h	H	h
s	T	m	m	m	k	m	t	E	e	I
t	h	r	S	c	n	M	R	Y	b	R
y	Z	d	L	d	b	m	m	M	m	H
N	h	M	m	m	H	h	i	O	m	B
c	z	m	p	m	M	m	m	M	m	W
x	b	M	A	r	o	N	H	I	f	s
O	K	m	m	M	m	M	m	m	M	m

FINISH








_____ onkey







I know the letter

Mm

- 1 Say the sound **m**.
- 2 Track with your finger.
- 3 Circle the pictures that start with **m**.




- 4 Say the sound **M**.
- 5 Track with your pencil.
- 6 Circle the pictures that start with **M**.

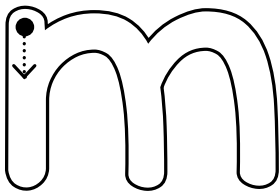



1 Hop.

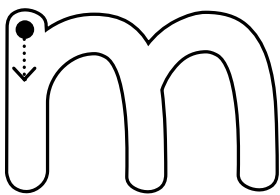
Hello, I'm
Marshmallow
mouse.

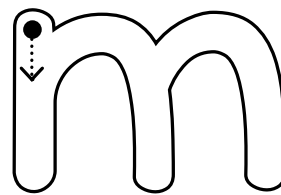



2 Trace and write.














Find and tick your best letter.

1 Add **m**. Read the word.



 m an



 ouse



 onkey



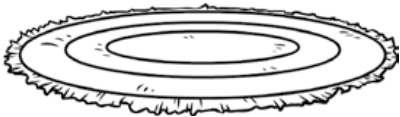
 oon



 ap



 ilk

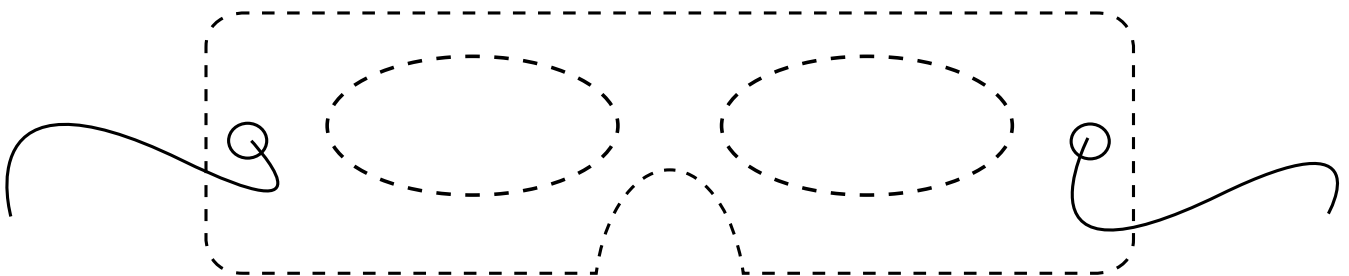


 at

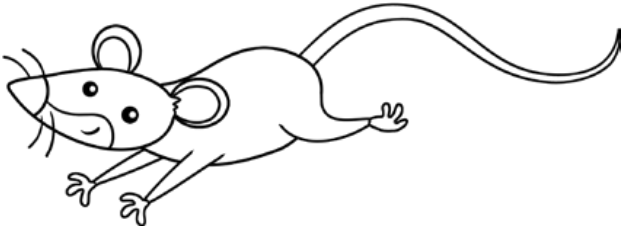


 op

2 Draw a mask.




- 1 Say each picture's name. What sound does it start with?
- 2 Circle the matching letter.



r	y	m
---	---	---



m	p	d
---	---	---



a	m	g
---	---	---



j	m	l
---	---	---

3 Match.

4 Match.

M

M	O	S
---	---	---

m

z	c	m
---	---	---

1 Colour things that begin with **m**.



2 Circle every **M**.

M	E	M	R	M
D	M	F	M	Z

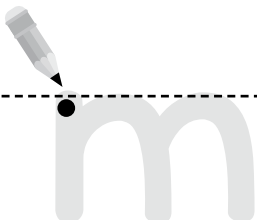
How many? ____

Circle every **m**.

m	h	m	n	y
m	k	p	m	m

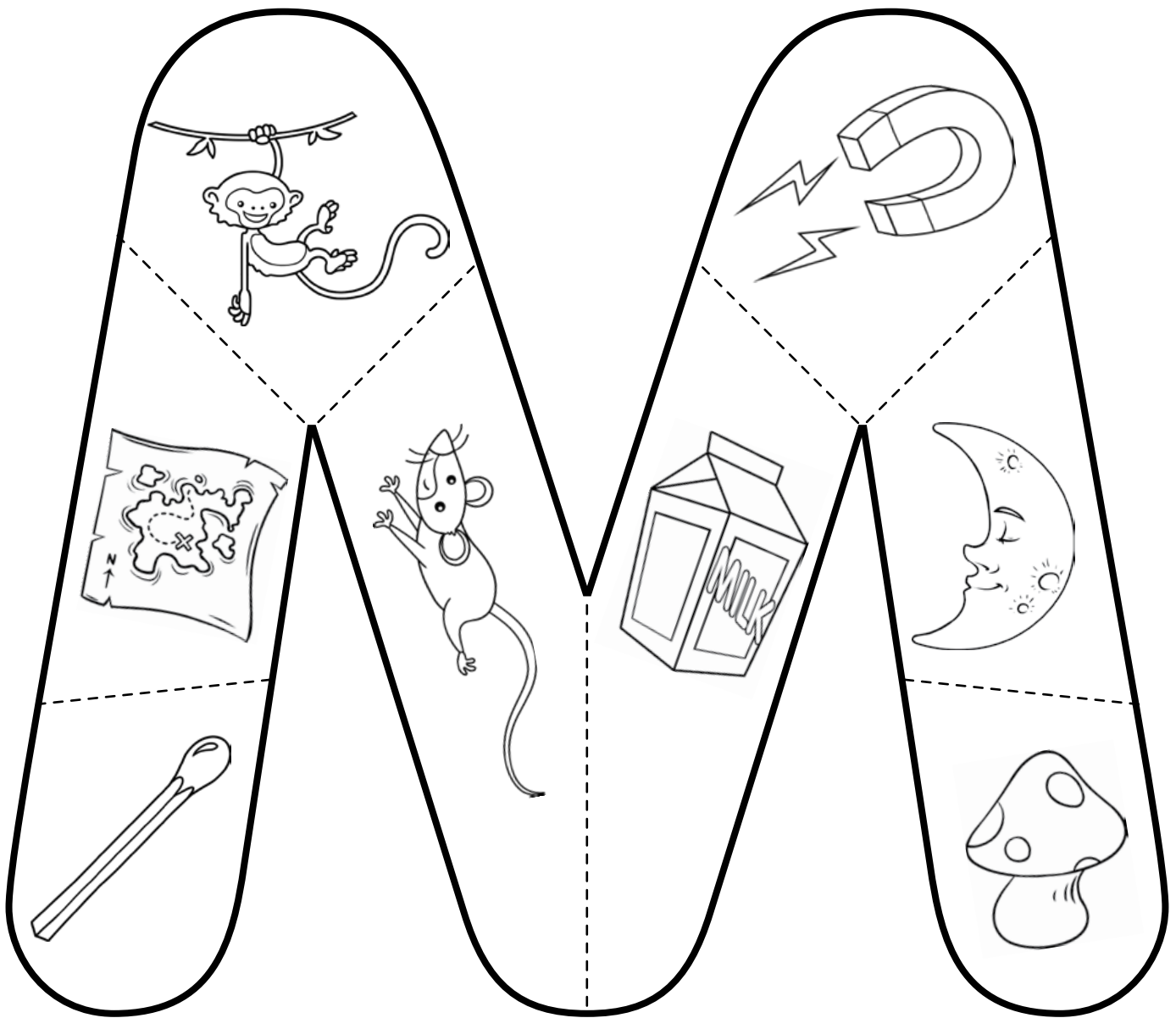
How many? ____


3 Write the letter **m**.



Letter M puzzle

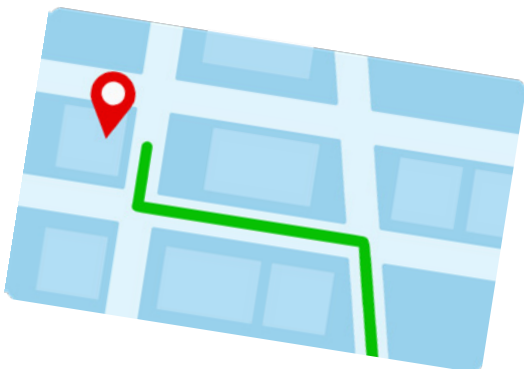
- 1 Say each picture's name. What sound does it start with?
- 2 Cut out the puzzle pieces.
- 3 Match the pieces to make letter **M**.





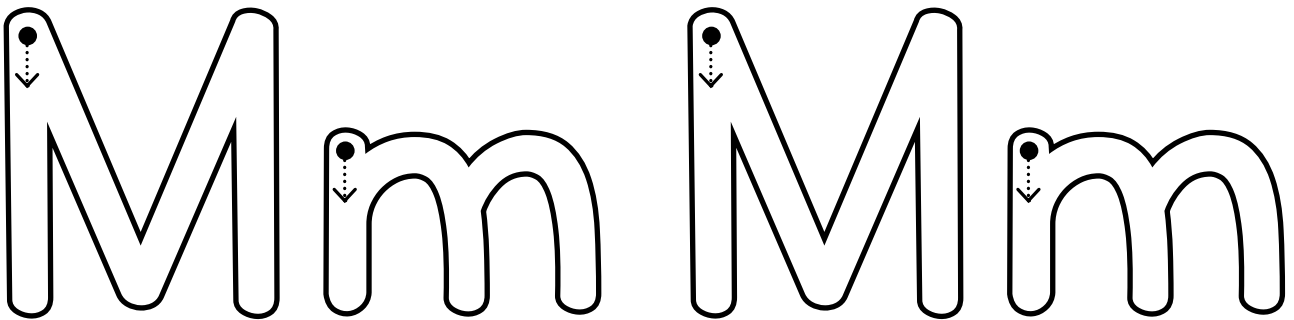

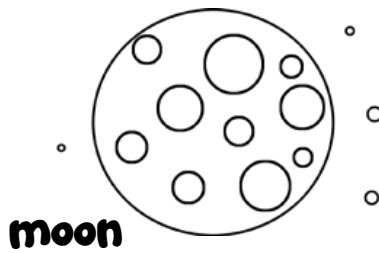


Marvellous!

Mighty effort with the letter **M**.




- 1 Track with your finger.
- 2 Trace with coloured crayons.
- 3 Say the sound **m**.

A B C D E F G H I J K L **M** N O P Q R S T U V W X Y Z

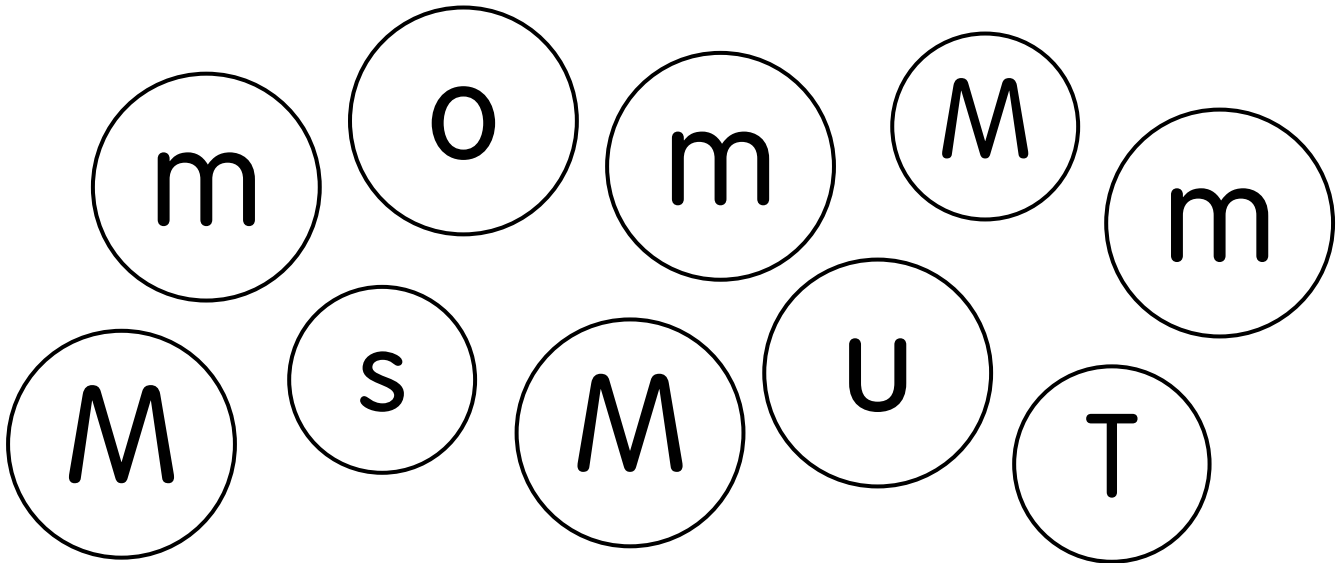


a b c d e f g h i j k l **m** n o p q r s t u v w x y z

1 Trace.



2 Colour Mm.



3 Complete.



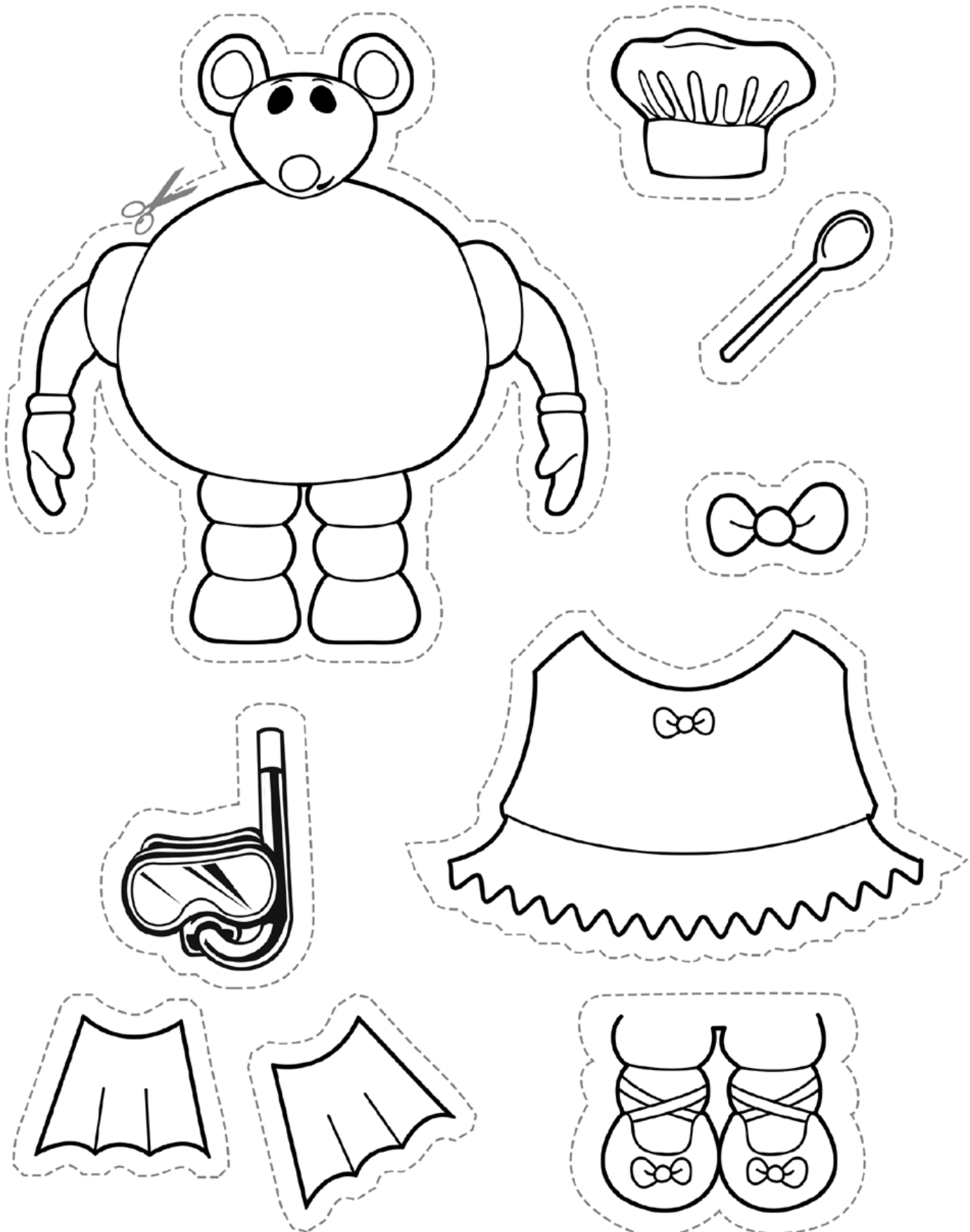
_____op



_____oon

Marshmallow Mouse

Colour and cut out.





- 1 Read the book.
- 2 Complete the activities.


Activity 1

Write an *m* each time you read the book.

I read m _____ times!

Activity 2

Clap each word as you read.



I counted _____ m words.

Activity 3


Draw something from your fridge that starts with *m*.



I know words that start with m.



Activity 4

Make the letter *m* with your hands.



I can read the letter m!

Trace.



Reading

eggs

Well done!



Wow! You
have just
finished
Week !!