

Reading
eggs

Between Reception and Year 1

BACK ON TRACK

READING • WEEK 1

Get on Track
for Year 1



www.mathseeds.co.uk




Welcome!

The Back On Track programme provides a great way to help your child make the successful transition into Year 1. Using fun-filled online learning activities, combined with carefully selected activity sheets, this programme will boost your child's reading and literacy skills.

Getting back on track is simple with **Reading Eggs** and can be done in just half an hour a day. So, let's maximise each day and get started now!

The outline for each week will tell you the online lessons, additional reading and worksheets to be completed.



Login and Password

Login

Password

Remember me

[I've forgotten my password or login](#)

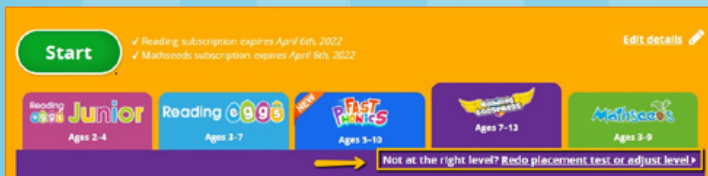
[Feedback? Tell us!](#)

Login

Login with your parent email and password. If you are unable to remember either of these, please select the *I've forgotten my password or login button* and follow the steps.

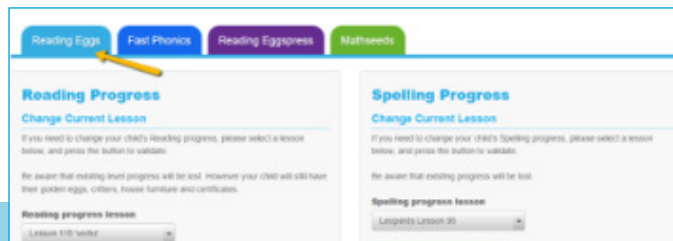


To help you navigate through the site we have listed a few steps below. For more information on the programme please see our *Parent User Guide*. This can be found on the Family Dashboard in Bonus Material.



If your child is not working at the correct level you can adjust it by clicking here.

Select the programme that you wish to adjust your progress for, then use the dropdown menus to adjust.



To get to the *Additional Library Books* select Library on the student navigation page.

How to find books you need

You can search for books by topic, series, author, reading age, Lexile or book title. For example, to locate texts about machines for a Year 3/4 reading level:

Select Search, type in 'machines'.



Drag the pointers to specify an age range or Lexile. The shelves display books for you to browse.



Your child is now ready to begin!



Welcome to Week 1

Welcome to Week 1 of your Back On Track literacy programme!

This programme is for pupils between Reception and Year 1. It reinforces the learning from Reception and provides the essential skills your child needs to transition successfully into Year 1.

Over 10 weeks, your child will have the opportunity to engage in fun-filled, online learning activities, based on the **Fast Phonics** programme. **Fast Phonics** uses the proven power of systematic synthetic phonics instruction to boost reading skills. It focuses on phonemic awareness and phonics practise.

Each week you'll receive a 20-page booklet. Inside you will find a set of carefully selected activity sheets that will allow your child to revisit, consolidate and build crucial reading and literacy skills. We've packed lots in so your child can get excited for Year 1!

We recommend you follow these simple steps to get the most out of the 10-week programme.

- 1 Print the pupil pages for the week. Ensure your child has pencils and erasers to complete the worksheets.
- 2 Start by setting your child up on the online **Fast Phonics** programme. Activities begin at **Peak 8** and allow your child to progress at their own pace.

To reset your child's Peak number to **8** go to the **Family Dashboard**.

- ☛ Choose the **Fast Phonics** tab and click on the **Adjust level** link.
- ☛ Choose the **Fast Phonics** tab and set the **Change Current Lesson** to **Peak 8**.
- ☛ Click on the **Change Current Lesson** button to place your child on that lesson.

- 3 Encourage your child to read the recommended books from the **Reading Eggspress** library.
- 4 Once each day's work is complete, fill-in the incentive chart. There is also a certificate at the end of the week to celebrate your child's achievement.
- 5 Enjoy the learning. Keep it light.

We know your child will enjoy learning with **Fast Phonics** because it makes learning to read fun!



Back On Track for Year 1

Week 1

Reading skills focus

- Hear and identify the sounds **sh, ch, th, ng** and match each sound to its letters.
- Practise breaking a word into its sounds, then blend the sounds to read the word.
- Understand that sometimes 2 letters can make one sound called a digraph.
- Read and write the word **them**.

Online

Fast Phonics Peak 8

- Letters and sounds focus: **sh, ch, th, ng**
- Learn about digraphs.
- Split a word into its sounds for spelling.
- Read high frequency and tricky words – **look, than, then, that, them, you, we**
- Fast recall of the words: **cash, chin, fish, for, he, her, his, king, long, me, moth, my, ring, shell, shop, sing, that, them, thick, this, we, wing, with**
- Read 4 books and answer questions to build comprehension

Worksheets

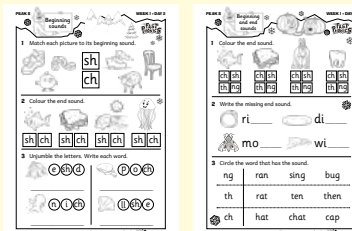
Day 1: Letters **sh**; Letters **ch**

Day 2: Beginning sounds; Letters **th**

Day 3: Letters **ng**; Beginning and end sounds



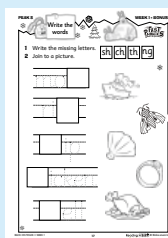
Day 4: Rainbow word **them**; Syllables

Day 5: Making words; Making CVC and CVCC words



Bonus pages

- Write the words
- Captions
- Alien space race
- Reading record *Fish for Kit*

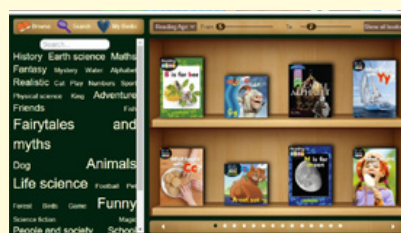


Additional Reading Eggspress library books

1 Go to Library



2 Search for titles



These books cover additional sounds:

- *Going Fishing*
- *The Long Red Coat*
- *You Cannot Run, Yasin!*
- *Diggers*

sh



shell

ch



chicken

th



thumb

ng



ring






Week 1






Incentive chart for:

[Empty rounded rectangular box for student name]



Colour each one when you have completed each day's work.

Week 1	Monday	Tuesday	Wednesday	Thursday	Friday
Online Lesson	Peak 8	Peak 8	Peak 8	Peak 8	End of Peak 8 Quiz

Worksheets					
------------	--	--	---	--	--

Day Done!					
-----------	---	---	---	---	---

Notes/thoughts/ideas



FAST PHONICS

1 Trace and write.



2 Circle every Sh and sh.



sh

Sh

he

sh

on

Sh

m

sh

as

is


Sh

ha

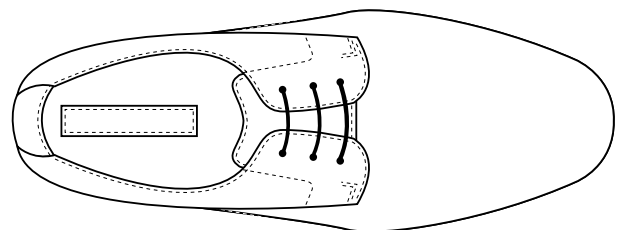
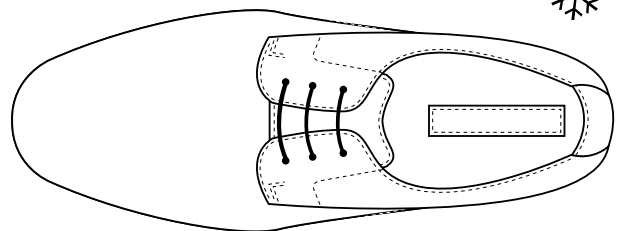
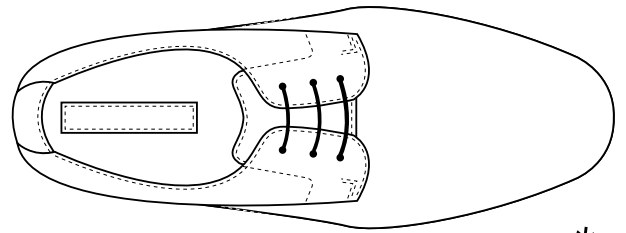
3 Match pictures that begin with sh.





sh



4 Write sh on each shoe.





FAST PHONICS

1 Trace and write.



2 Circle every Ch and ch.


he	ch	ca	ch	ha	ch
Ch	sc	ch	ck	sh	Sh

3 Colour the picture in each row that begins with ch.


ch




ch



4 Write ch on every cherry.





Beginning sounds

FAST PHONICS


1 Match each picture to its beginning sound.







sh



ch



2 Colour the end sound.



sh ch

sh ch

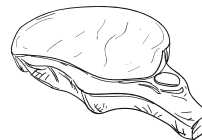
sh ch

sh ch

3 Unjumble the letters. Write each word.



e sh d





p o ch



n i ch



ll sh e



FAST PHONICS

1 Trace and write.

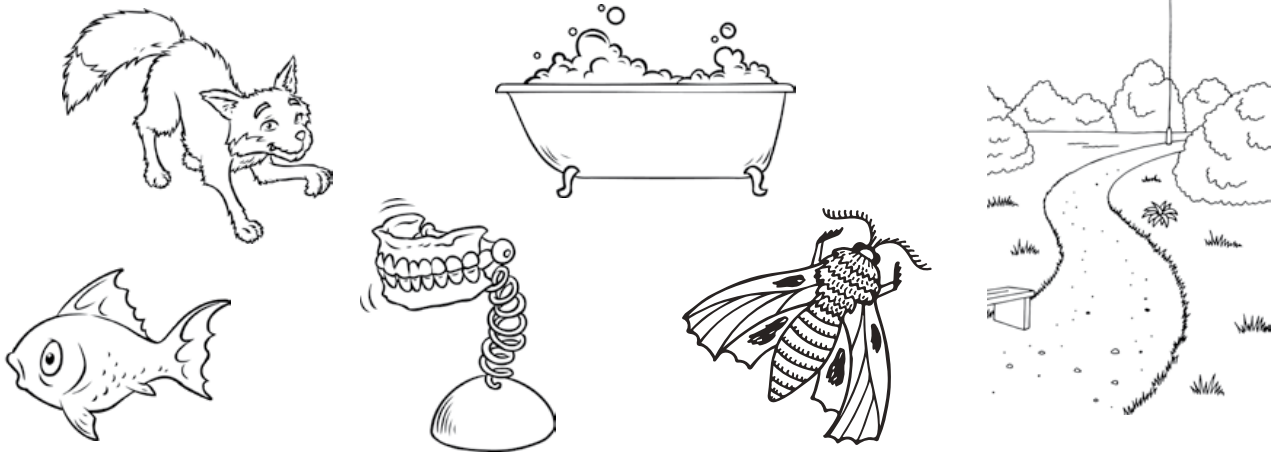


2 Circle every th.

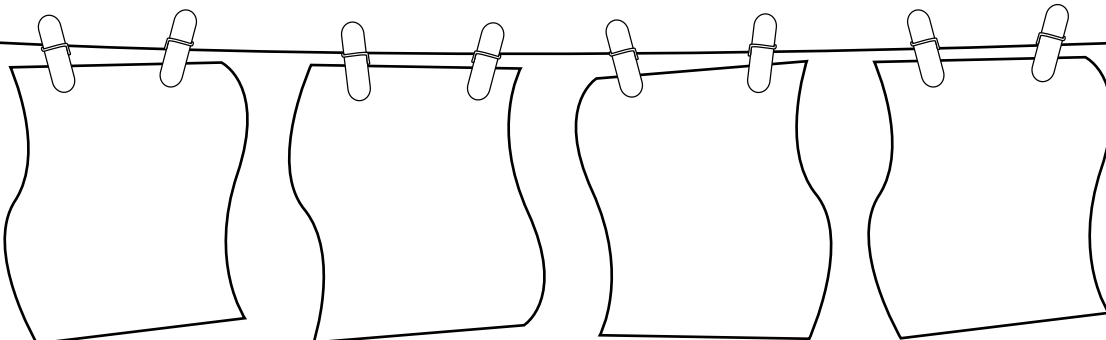
sh th ch th it sh
th at th ck ch th



3 Colour the things that end in th.



4 Write th on each cloth.





**FAST
PHONICS**

1 Trace and write.

ng

ng

ng

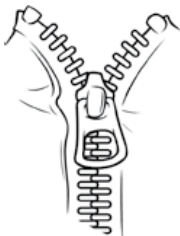


2 Circle every ng.



ch	no	ng	ck	ng	ug
ag	ng	sh	ng	on	go

3 Match pictures that end with ng.





ng





4 Write ng on the icing.





FAST PHONICS

1 Colour the end sound.



ch sh

ch sh

ch sh

ch sh

th ng

th ng

th ng

th ng

2 Write the missing end sound.



ri _____



di _____



mo _____



wi _____

3 Circle the word that has the sound.

ng

ran

sing

bug

th

rat

ten


then

ch

hat

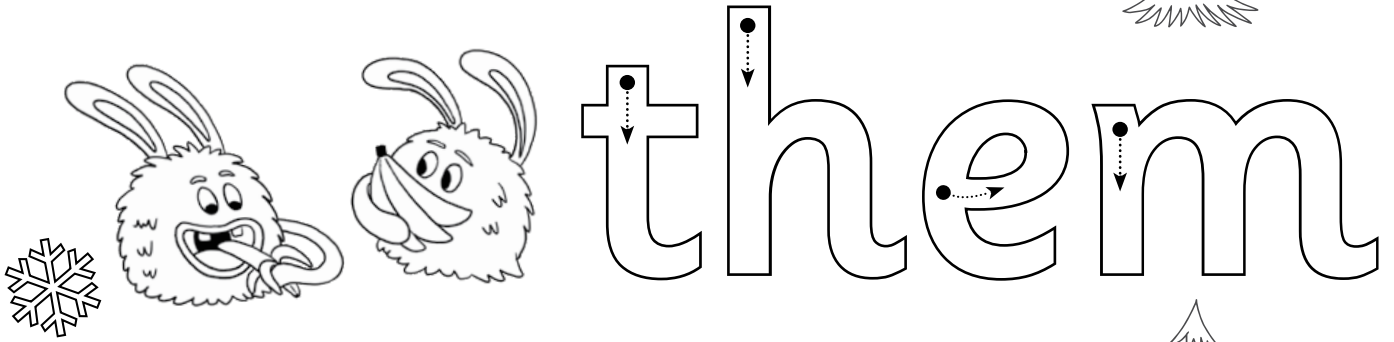
chat

cap

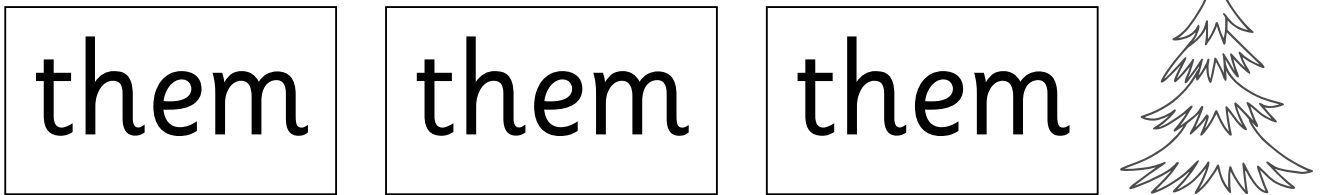


**FAST
PHONICS**

1 Make a rainbow  word.



2 Read them 3 times.




3 Find them.

them	met	them	him	the
yet	them	he	them	me
them	man	let	men	them

4 Write.





FAST PHONICS



- 1 Read the word. 2 Colour how many syllables.
- 3 Draw the picture.


shell



1

2

chicken



1

2

lemon



1

2

moth



1

2

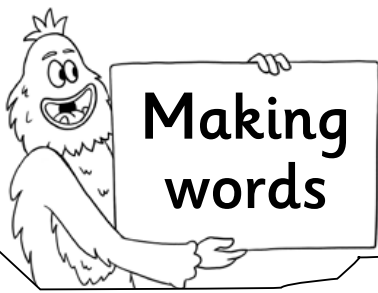
picnic




1

2





Making words



FAST PHONICS

1 Say the word. Colour its beginning, middle and end sound. Write the word.



s r a i s h n g



s h t h u i p g



m n a o c h t h

2 Complete each word. Join to a picture. ng ch th sh



_____ ell

_____ icken

ki _____

too _____





FAST PHONICS

1 Make CVC and CVCC words using these letters.
Circle the real words.

consonants

vowels

ch	sh	th	ng	n	r	p	m
----	----	----	----	---	---	---	---

a	e	i	o	u
---	---	---	---	---

--	--	--

--	--	--



--	--	--

--	--	--

--	--	--

--	--	--



--	--	--

--	--	--





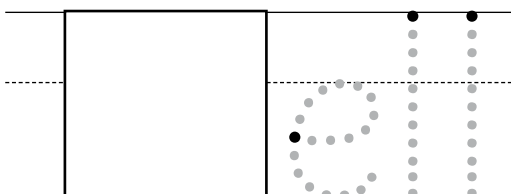
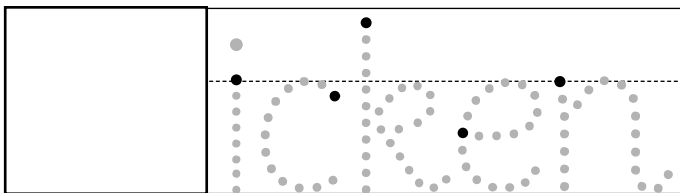
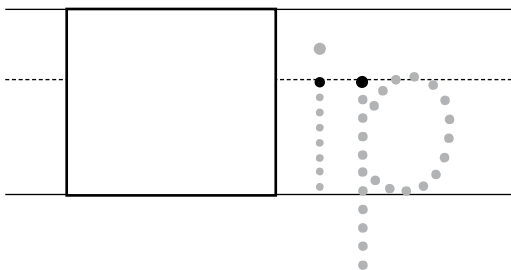
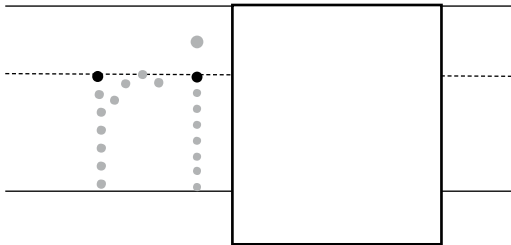
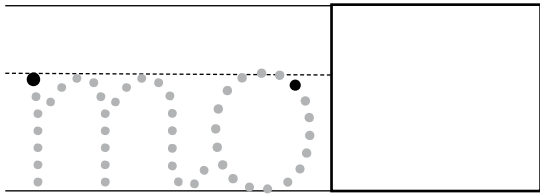
Write the words



FAST PHONICS


- 1 Write the missing letters.
- 2 Join to a picture.

sh ch th ng





Captions



1 Trace. Copy.

sled big wings

Blank handwriting lines for copying the words from the first section.



2 Trace. Copy. Draw a picture.



chickens in a sled

Blank handwriting lines for copying the words from the second section.

Large empty rectangular box for drawing a picture related to the caption 'chickens in a sled'.



**FAST
PHONICS**

Alien space race

You will need: a pencil, a timer and a partner.

How to play

- 1 How many words can you read out loud in 1 minute?
Get your partner to time you.
- 2 Start from the alien. Finish at Furball.
- 3 Cross out each word you can read. ~~and~~

START

FINISH

I read _____ words.

WEEK 1 • BONUS READING RECORD



Book
**Fish for
Kit**



Name _____

Age _____

Page	Text	Errors	Self-correction Meaning/structure/visual clues
2	Peg is in a rush to get to the shop.		
3	She has to get a fish for her cat, Kit.		
4	Has she got cash?		
5	Yes. Peg has cash in her pocket.		
6	Has she got a bag? Yes. She picks it up.		
7	Jacket on. Off to the fish shop.		
8	Peg runs. She cannot chat. Rush, rush!		
9	Peg gets to the shop. She sees it is shut. No fish for Kit.		
		Results	

❄️ Additional comments/observations

Signed _____ Date _____



Congratulations



**You have
completed
Week 1!**



www.readingeggs.co.uk