

BACK ON TRACK

READING • WEEK 1

Get on Track
for Year 2



★ Welcome!

The Back On Track programme provides a great way to help your child make the successful transition into Year 2. Using fun-filled online learning activities, combined with carefully selected activity sheets, this programme will boost your child's reading and literacy skills.

Getting back on track is simple with **Reading Eggs** and can be done in just half an hour a day. So, let's maximise each day and get started now!

The outline for each week will tell you the online lessons, additional reading and worksheets to be completed.



Login and Password

Login

Password

 Remember me

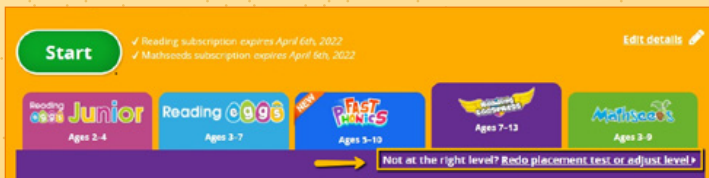
[For forgotten my password or login](#)
[Feedback / Help](#)

Login

Login with your parent email and password. If you are unable to remember either of these, please select the *I've forgotten my password* or *login button* and follow the steps.

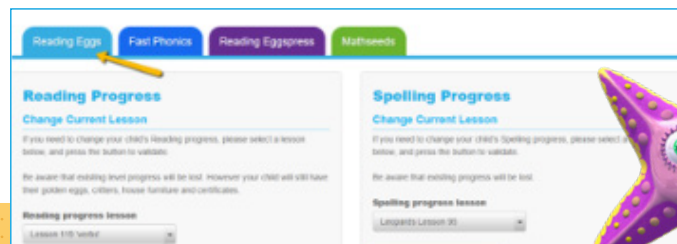


To help you navigate through the site we have listed a few steps below. For more information on the programme please see our *Parent User Guide*. This can be found on the Family Dashboard in Bonus Material.



If your child is not working at the correct level you can adjust it by clicking here.

Select the programme that you wish to adjust your progress for, then use the dropdown menus to adjust.



To get to the *Additional Library Books* select Library on the student navigation page.

How to find books you need

You can search for books by topic, series, author, reading age, Lexile, or book title. For example, to locate texts about machines for a Year 3/4 reading level:

Select Search, type in 'machines'.



Drag the pointers to specify an age range or Lexile. The shelves display books for you to browse.



Your child is now ready to begin!



Welcome to Week 1

Welcome to Week 1 of your Back On Track literacy programme!

This programme is for students between Year 1 and Year 2. It reinforces the learning from Year 1 and provides the essential skills your child needs to transition successfully into Year 2.

Over 10 weeks, your child will have the opportunity to engage in fun-filled, online learning activities, based on the **Fast Phonics** programme. **Fast Phonics** uses the proven power of systematic synthetic phonics instruction to boost reading skills. It focuses on phonemic awareness and phonics practise.

Each week you'll receive a 20-page booklet. Inside you will find a set of carefully selected activity sheets that will allow your child to revisit, consolidate and build crucial reading and literacy skills. We've packed lots in so your child can get excited for Year 2!

We recommend you follow these simple steps to get the most out of the 10-week programme.

- 1 Print the pupil pages for the week. Ensure your child has pencils and erasers to complete the worksheets.
- 2 Start by setting your child up on **Fast Phonics**. Activities begin at **Peak 14** and allow your child to progress at their own pace.

To reset your child's Peak number to **14** go to the **Family Dashboard**.

👉 Click on the **Adjust level** link.

👉 Choose the **Fast Phonics** tab and set the **Change Current Lesson** to **Peak 14**.

👉 Click on **Change Current Lesson** to place your child correctly.

- 3 Encourage your child to read the recommended books from the **Reading Eggspress** library.
- 4 Once each day's work is complete, fill in the incentive chart. There is also a certificate at the end of the week to celebrate your child's achievement.
- 5 Enjoy the learning. Keep it light.

We know your child will enjoy learning with **Fast Phonics** because it makes learning to read fun!

Back On Track for Year 2

Week 1

Reading skills focus

- Read and spell **CCVC** and **CCCVC** words.
- Practise breaking a word into its sounds, then blend the sounds to read the word.
- Build reading comprehension skills.
- Read and write the words **said** and **were**.

Online

Fast Phonics Peak 14

- Letters and sounds focus: **CCVC** and **CCCVC** words.
- Learn that some words add **-s** or **-es** to make them plural.
- Split a word into its sounds for spelling.
- Read high frequency and tricky words – **about, after, also, been, children, ever, here, himself, it's, let's, likes, onto, said, until, were**
- Fast recall of the words: **about, after, been, brown, children, crack, crisp, drink, ever, flower, have, here, himself, kennel, let's, likes, melon, onto, plant, said, shrub, spend, splash, stamp, string, thank, three, trunk, until, were, what**
- Read 3 books and answer questions to build comprehension.

Worksheets


Day 1: Read. Draw. Match; Beginning and end sounds

Day 2: Word **said**; Sound out. Blend. Read.

Day 3: Snowball rhymes; Word **were**


Day 4: Making CCVC and CCCVC words; Correct words

Day 5: Missing words; Read. Draw. Write.



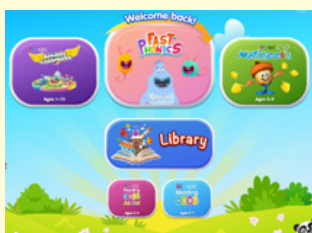
Bonus pages

- scr, spr, str, slp
- mp, nk, nd
- 4 in a row
- Reading record *Good dog, Scrap!*

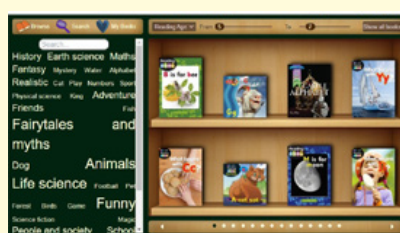


Additional Reading Eggspress library books

1 Go to Library



2 Search for titles



- *Dex the Digger*
- *Compost*
- *The Chimpanzee King*
- *The Amazon Rainforest*

spr




spring

spl




splat

scr



screw

str








string






Week 1

Incentive chart for:

Colour each one when you have completed each day's work.

Week 1	Monday	Tuesday	Wednesday	Thursday	Friday
Online Lesson	Peak 14	Peak 14	Peak 14	Peak 14	End of Peak 14 Quiz


Worksheets					
------------	--	--	---	--	--

Day Done!					
-----------	---	---	---	---	---

Notes/thoughts/ideas




Read.
Match.
Draw.



FAST
PHONICS


1 Read each word. Match to a picture.



branch
○ ○ ○ ○ —



frogs
○ ○ ○ ○ ○



shrubs
— ○ ○ ○ ○



drink
○ ○ ○ ○ ○

2 Read the word. Draw the picture.

plant
○ ○ ○ ○ ○

crabs
○ ○ ○ ○ ○

screen
○ ○ ○ — ○

string
○ ○ ○ ○ —

snacks
○ ○ ○ — ○

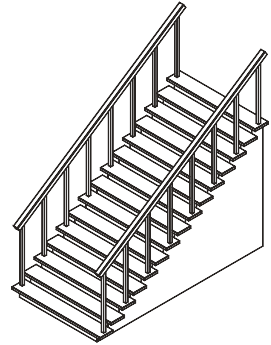
stamp
○ ○ ○ ○ ○



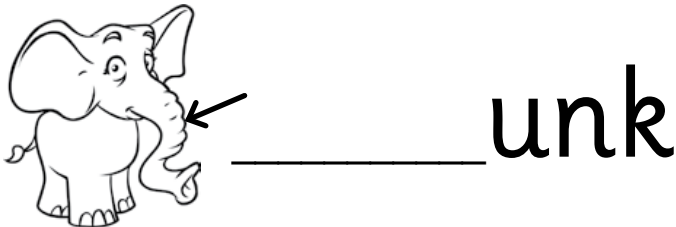
1 Match each picture to its beginning sound.



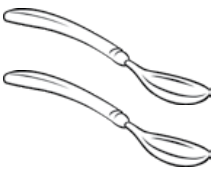
tr
st
pl
Gr



2 Write the missing sounds.



3 Unjumble the letters. Write each word.




oo s n s p



a b c s r




r ch a n b



c a S r p




Word
said



**FAST
PHONICS**

1 Make a rainbow  word.

said



2 Read said 3 times.

said

said

said



3 Find said.



said

sad

send

said

see

said

stand

seen

said

snail



said

sand

4 Copy.

You said it will rain.





**FAST
PHONICS**

1 Circle the correct word.



skirt

○ ○ ○ ○ ○

skunk

○ ○ ○ ○ ○

shrub

— ○ ○ ○ ○



slops


○ ○ ○ ○ ○

slink

○ ○ ○ ○ ○

shreds

— ○ ○ ○ ○



spend

○ ○ ○ ○ ○

crops

○ ○ ○ ○ ○

Scrap

○ ○ ○ ○ ○

2 Circle the correct picture.



splash in the mud



smack it with a stick

Snowball rhymes

FAST PHONICS

1 Colour the rhyming snowballs.
Use a different colour for each pair.

slant

blink

crop

grabs

tracks

slink

plant


drop

crabs

cracks



Word
were




**FAST
PHONICS**



1 Make a rainbow  word.

were



2 Read were 3 times.

were

were

were



3 Circle every were.

w	e	r	e	w	e	r	e	w
r	w	e	r	e	w	e	w	r
e	r	w	e	r	e	w	r	e
w	w	e	r	e	w	e	r	e

4 Copy.

They were camping.





Making
CCVCC and
CCCVC
words



1 Make 7 CCVCC and CCCVC words using these letters.
Circle the real words.

consonants

b c p s l r n k t

vowels

a e i o u

b	l	a	n	k
---	---	---	---	---

--	--	--	--	--

--	--	--	--	--

--	--	--	--	--

--	--	--	--	--


--	--	--	--	--

--	--	--	--	--


--	--	--	--	--

I made ___ real words.





Correct
words



FAST
PHONICS

1 Colour the correct word. Cross out the wrong word.



Then Yasmin sprints sprants down
the path to greet Garmps Gramps
as he gets out of the car. This is
 wen when he will do his coin trick
 trock. He will clap his hands halds
and then pluck pulck a silver coin
from Yasmin's ear. The best thing
 thang is that Yasmin gets to
keep the coin!





Missing words



FAST PHONICS



1 Read each sentence. Write the missing words.



after sniffs shrubs swift Cheng's

Scrap is _____ .

He runs _____ the ball, but he cannot see it.


He shoots out of the garden and into Miss _____ garden.

He _____ the grass and soon he has dug up one of the _____ .





Read.
Draw.
Write.



FAST
PHONICS



1 Read the words. **2** Draw the picture.

Scrap is a French bulldog. He has short legs.

Large empty rectangular box for drawing.


3 Look at the picture. Write a sentence.



Three horizontal lines for writing a sentence.



Write
scr spr
str slp



FAST
PHONICS



1 Trace and match.


scr spr



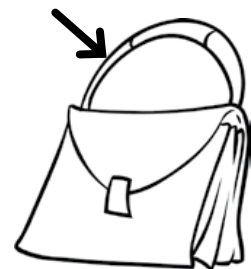
scr spr



str slp



scr spr




scr spr





Write
mp nk
nd



FAST
PHONICS



1 Trace.

mp stamp crump

nk stink blink

nd blend trend

2 Copy.



The plump skunk can stand up.

Blank handwriting lines for copying the sentence.



4 in a row

You will need: 2 coloured pencils and a partner.


How to play



- 1 Colour the first word you can read.
- 2 Take turns to read a word aloud.
- 3 The first person to colour 4 words in a row wins!

Words can be in any direction:  

blend	shreds	brings	clump	Gramps	craft
drink	frogs	branch	grand	skunk	stump
snacks	tracks	spring	plant	clings	spots
blasts	shrink	split	spend	Scrap	grunt
cramp	swift	slams	stand	trots	scram
splash	grasp	grins	drank	sprint	stink
plank	slops	twist	slips	French	shrugs




WEEK 1 • BONUS READING RECORD



Name _____

Age _____

Page	Text	Errors	Self-correction Meaning/structure/visual clues
2	Scrap is a little French Bulldog. Jess got him when she was three. Scrap has a black and tan coat, big bat ears and short legs. He is a cool little dog.		
3	Scrap likes it when the children stop to pat him. "Roll over, Scrap," they tell him. But Scrap just stands. "Can you sit, Scrap?" they ask. Scrap rolls onto his back and sticks his legs in the air.		
4	Jess likes Scrap a lot, but she cannot train him to do tricks. When she kicks the ball to him, he runs off with it in his teeth. He drops it in his kennel, and he will not come out. Jess needs to come up with a plan.		
5	Jess has some popcorn in her hand. She tells Scrap he can have it if he brings her the ball. As quick as a flash, Scrap shoots out of the kennel. He drops the ball at Jess's feet and looks up at her.		
6	Jess and Scrap go to the park. Jess kicks the ball as hard as she can, and it rolls into the trees. Scrap just sits and looks at her. "Go get the ball, Scrap!" she tells him. Scrap smells the popcorn in her hand. Scrap licks his lips, barks and sprints off on his strong little legs.		
7	Scrap is swift. He runs after the ball, but he cannot see it. He shoots out of the park and into Miss Cheng's garden. He sniffs the grass and soon he has dug up one of Miss Cheng's shrubs. She is cross with him. "Scrap!" she yells. "You are a bad dog. Shoo!"		
8	Scrap thinks the ball might be in Peg's yard. He trots up the path and bumps into Kit the cat. Kit is fast asleep in the sun. "Woof!" barks Scrap.		
9	Kit jumps in fright. He scoots up a tree and clings to a branch. Peg can hear her cat wail. She spots Scrap at the bottom of the tree and yells at him. "SCRAP! You are a BAD dog! Scram!"		
10	Scrap sprints into Farmer Jim's garden. He barks at the chickens. He sniffs the flowers but he cannot see the ball. Scrap digs up the soil and shreds the plants. Farmer Jim is boiling mad at him. "SCRAP!" he yells. "You are a BAD dog! GET OUT OF MY GARDEN!"		
11	Poor Scrap slinks out of Jim's garden. He has not got the ball so he will not get his popcorn. His tail droops and he feels so sad.		
12	A strong gust of wind blasts across the path. Scrap shivers. He looks up just as the ball rolls past him, swept along by the wind. The little dog springs up and grabs the ball in his teeth.		
13	Back at the park, Jess has been looking all over for Scrap. She is just about to call for help when Scrap sprints back to her. He has the ball and drops it at her feet. "Woof! Woof!" he barks. He looks at Jess's hand and jumps up to lick the popcorn. "Scrap, you are a GOOD dog!" He wags his tail and Jess hugs him. "Good dog, Scrap!"		
		Results	

Signed _____ Date _____



GREAT WORK

**Week 1 is
done!**



www.readingeggs.co.uk