

Reading

eggs

Between Reception and Year 1

BACK ON TRACK

READING • WEEK 2



Get on Track
for Year 1



www.readingeggs.co.uk



Welcome to Week 2

Welcome to Week 2 of your Back On Track literacy programme!

This programme is for students between Reception and Year 1. It reinforces the learning from Reception and provides the essential skills your child needs to transition successfully into Year 1.


Over 10 weeks, your child will have the opportunity to engage in fun-filled, online learning activities, based on the **Fast Phonics** programme. **Fast Phonics** uses the proven power of systematic synthetic phonics instruction to boost reading skills. It focuses on phonemic awareness and phonics practise.

Each week you'll receive a 20-page booklet. Inside you will find a set of carefully selected activity sheets that will allow your child to revisit, consolidate and build crucial reading and literacy skills. We've packed lots in so your child can get excited for Year 1!

We recommend you follow these simple steps to get the most out of the 10-week programme.

- 1 Print the pupil pages for the week. Ensure your child has pencils and erasers to complete the worksheets.
- 2 Start by setting your child up on **Fast Phonics**. Activities begin at **Peak 9** and allow your child to progress at their own pace.
- 3 Encourage your child to read the recommended books from the **Reading Eggspress** library.
- 4 Once each day's work is complete, fill in the incentive chart. There is also a certificate at the end of the week to celebrate your child's achievement.
- 5 Enjoy the learning. Keep it light.

We know your child will enjoy learning with **Fast Phonics** because it makes learning to read fun!



Back On Track for Year 1

Week 2

Reading skills focus

Hear and identify the sounds **ai**, **ee**, **igh**, **oa** and match each sound to its letters.

- Practise breaking a word into its sounds, then blend the sounds to read the word.
- Read some more long vowel digraphs.
- Read and write the word **along**.

Online

Fast Phonics Peak 9

- Letters and sounds focus: **ai**, **ee**, **igh**, **oa**
- Split a word into its sounds for spelling.
- Read high frequency and tricky words – **along**, **but**, **if**, **its**, **me**, **oh**, **out**
- Fast recall of the words: **along**, **boat**, **coat**, **feel**, **feet**, **foal**, **goat**, **he**, **her**, **light**, **me**, **nail**, **rain**, **right**, **road**, **see**, **she**, **soap**, **teeth**, **toad**, **we**
- Read 4 books and answer questions to build comprehension.

Worksheets




Day 1: Letters **ai**; Letters **ee**

Day 2: Middle sounds; Letters **igh**

Day 3: Letters **oa**; Middle sounds

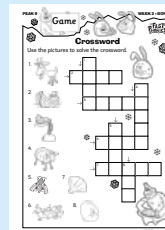

Day 5: Rainbow word **along**; Sounds

Day 5: Making words; Read. Draw. Write



Bonus pages

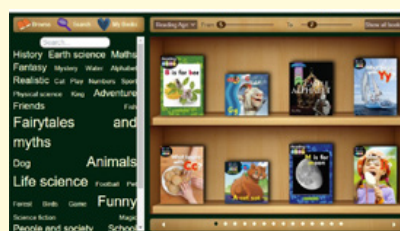
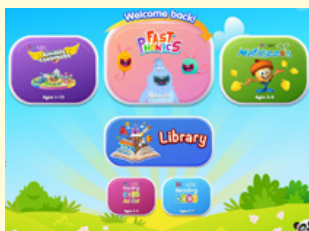
- Write the words
- Captions
- Crossword
- Reading record *King Rex*



Additional Reading Eggspress library books

1 Go to Library

2 Search for titles



These books cover additional sounds:

- *Max has a Bad Night*
- *Feeding at Night*
- *At the Fun Fair*
- *Meet Jim!*

ai



rain

ee



leek

igh



night

oa



goat






Week 2






Incentive chart for:

[Empty rounded rectangular box for student name]


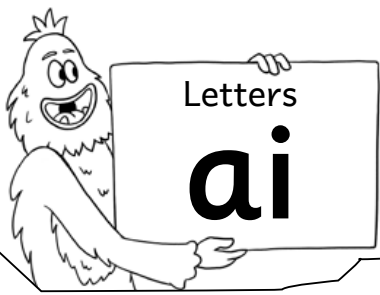
Colour each one when you have completed each day's work.

Week 2	Monday	Tuesday	Wednesday	Thursday	Friday
Online Lesson	Peak 9	Peak 9	Peak 9	Peak 9	End of Peak 9 Quiz

Worksheets					
------------	--	--	---	--	--


Day Done!					
-----------	---	---	---	---	---

Notes/thoughts/ideas



FAST PHONICS

1 Trace and write.



2 Circle every ai.



at

ai

in

as

ai

if

ai

of

ai

it





am

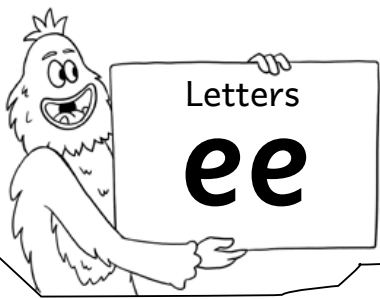
ai

3 Circle the pictures that have the ai sound.




4 Write ai on each snail.





FAST PHONICS

1 Trace and write.



2 Circle every ee.


ai ee en et ee ell
 ee ed ee eg em ee

3 Colour the picture in each row that has ee.





ee




.....
 ee



4 Write ee on each wheel.





Middle sounds

FAST PHONICS

1 Match each picture to its middle sound.

ai

ee

2 Colour the middle sound for each picture.

ai

ee

ai

ee


ai

ee

ai

ee

3 Write the missing letters. Read each word.




m _____ l




sh _____ p



r _____ n




j _____ p



FAST PHONICS

1 Trace and write.



2 Circle every igh.


go get igh ch ai igh
hit igh hi igh th igh

3 Colour the picture in each row that has igh.

igh



igh




4 Write igh under each bright light.



Blank box for writing 'igh' under the first flashlight.

Blank box for writing 'igh' under the second flashlight.

Blank box for writing 'igh' under the third flashlight.




FAST PHONICS

1 Trace and write.



2 Circle every oa.



ee

oa

on

at

oa

igh

oa

as


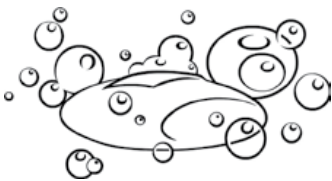
no

oa

an

oa





3 Match pictures that have oa.



oa




4 Write oa on each boat.



Middle sounds

FAST PHONICS

1 Colour the middle sound.



ai ee

ai ee

ai ee

ai ee

igh oa

igh oa

igh oa

igh oa

2 Write the missing letters. Match to a picture.



ai ee igh oa


t _ _ th

s _ _ l


t _ _ d

n _ _ t

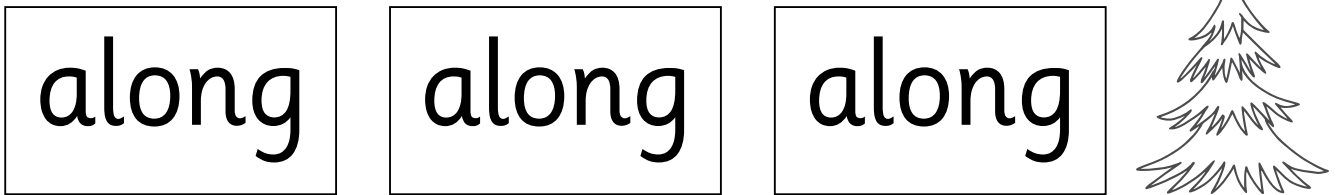




1 Make a rainbow  word.



2 Read along 3 times.



3 Find along.



long	and	along	song
along	rang	an	along
wing	along	load	coal



4 Copy.

run along the road





**FAST
PHONICS**

1 Draw sound buttons under each word. ○ —



2 Write each word in the matching sound frame.



need

if

--	--

might

--	--	--

aim

load

me



Making words



1 Say the word. Colour its beginning, middle and end sound. Write the word.




b p ee ai c s



th ch igh ai m n

1+1=2 ✓

r m igh ee d t



h t ai oa n d

2 Join the letters to make the word.



r ee t
g oa p



r igh c
l ai t



f igh t
h ee l





m ai l
n oa t



p oa t
b ai l



r ee t
b ai n



1 Read the words. Draw the picture.

This sheep can sail a boat.




2 Look at the picture. Write a sentence.



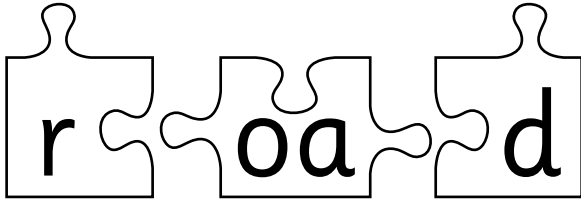
Three horizontal lines for writing a sentence.



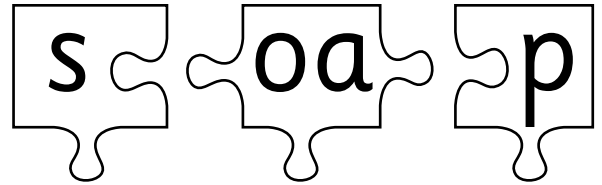
Write the words




1 Join the puzzle pieces. Write each word.



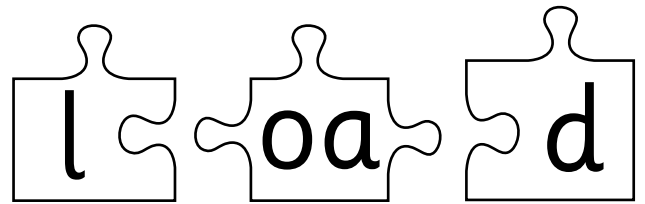
Handwriting lines for the word 'road'



Handwriting lines for the word 'soap'




Handwriting lines for the word 'foal'



Handwriting lines for the word 'load'

2 Look at the picture. Write the word.




Handwriting lines for the word 'boat'





Captions



FAST PHONICS



1 Trace. Copy.

o n l a w y b o o i

Blank handwriting lines for copying the words from the first section.

2 Trace. Copy. Draw a picture.



g o i s o n t h e t o w

Blank handwriting lines for copying the words from the second section.

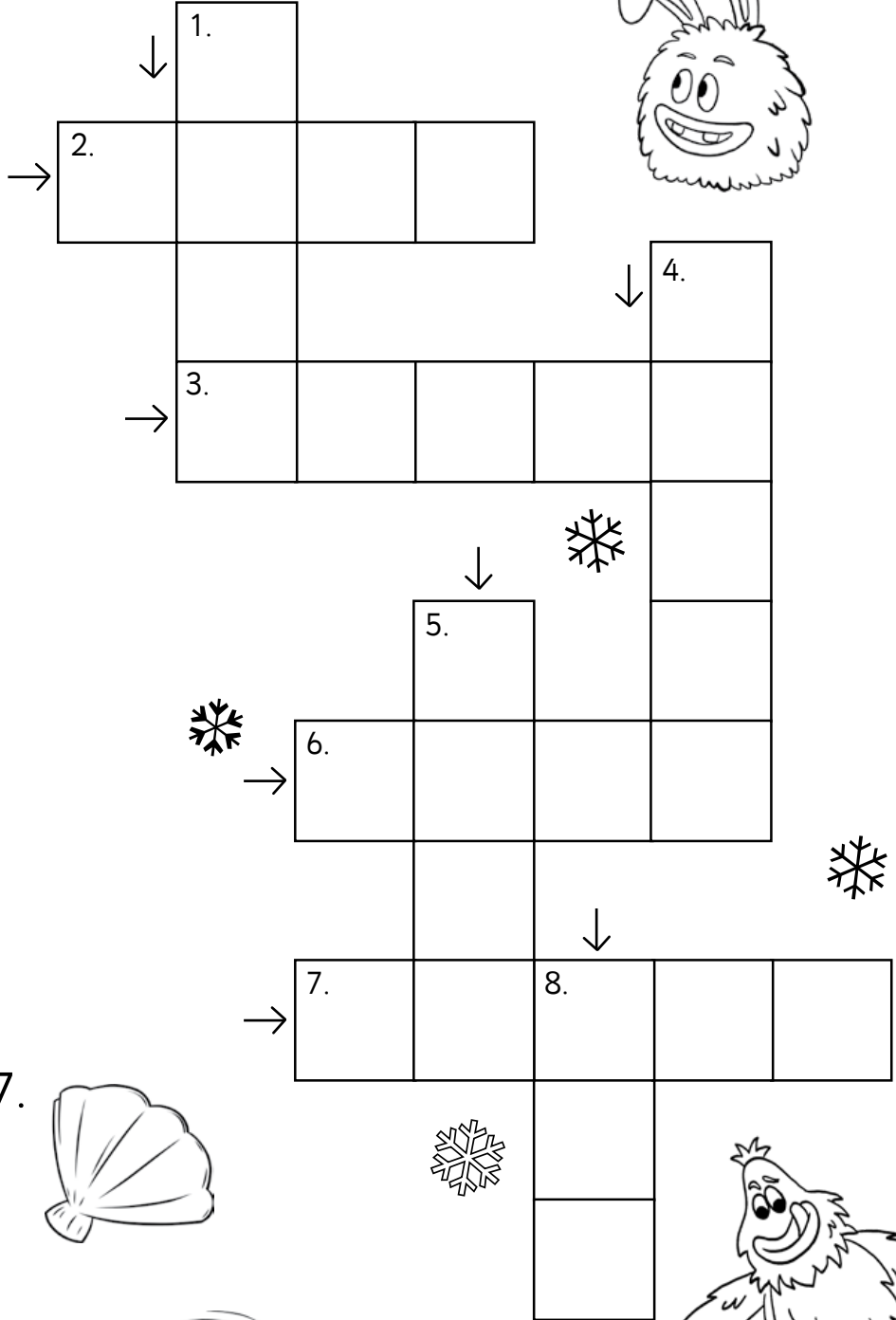
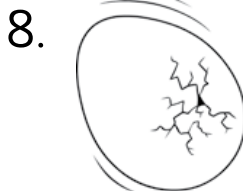

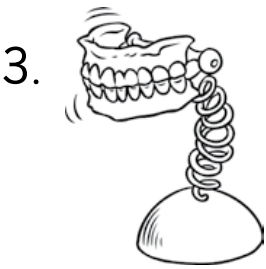

Large empty rectangular box for drawing a picture related to the words 'gois on the tow'.

Game

FAST PHONICS

Crossword

Use the pictures to solve the crossword.



WEEK 2 • BONUS READING RECORD



Name _____

Age _____

Page	Text	Errors	Self-correction Meaning/structure/visual clues
2	King Rex is sad. He is not well.		
3	Nell rings the bell. Ring, ring!		
4	“I am Nell. I can sing you a song. You will get well.”		
5	The king tells Nell to sing her song.		
6	Nell sings a long song. King Rex has a nap. Zzzzzzzz.		
7	“Do not sing a long song, Nell. I cannot hum along.”		
8	Nell sings a quick song for the king. Rush, rush!		
9	King Rex is not sad. He hums and hums. Nell can see that he is well!		
		Results	

❄️ Additional comments/observations

Signed _____ Date _____



WOO HOO!

You're at
the end of
Week 2!



www.readingeggs.co.uk