



Between Years 2 and 3

BACK ON TRACK

READING • WEEK 2



www.readingeggpress.co.uk



Welcome to Week 2

Welcome to Week 2 of your Back on Track literacy programme! This programme is for pupils between Years 2 and 3. It reinforces the learning from Year 2 and provides the essential skills your child needs to transition successfully into Year 3.

The ten-week programme is built on the five pillars of reading – Phonemic Awareness, Phonics, Vocabulary, Fluency and Reading Comprehension. It uses the online programme **Reading Eggspress** to establish the strongest foundation for reading success.

Reading Eggspress focuses on comprehension alongside vocabulary and fluency.

Each week you'll receive a 21 page booklet. Inside you'll find an overview, online lessons to complete, 14 pages of pupil worksheets (with answers), as well as a poster, 4 bonus pages and certificates to reward all of the hard work.

We recommend you follow these simple steps to get the most out of the 10-week programme.

- 1 Print the pupil pages for the week. Ensure your child has pencils and erasers to complete the worksheets.
- 2 Encourage your child to read the recommended books from the **Reading Eggspress library**.
- 3 Once each day's work is complete, fill in the incentive chart. There is also a certificate at the end of the week to celebrate your child's achievement.
- 4 Enjoy the learning.



Week 2

Reading skills focus

Comprehension: Fiction

- Literal comprehension: identify the main idea and find supporting details.
- Inferential comprehension: predict actions, make connections and draw judgments.
- Critical literacy: interpret character behaviour, feelings and motivation.
- Vocabulary and usage: understand the meanings of words

Spelling and grammar

- Build spelling skills with word building using endings: **dge, ge**



Online

Reading Eggspress, Lesson 43

- Comprehension focus: **Visualisation**
- Build comprehension skills by making predictions, making connections and interpreting character feelings.
- Understand the meaning of the words: **believe** (verb), **new** (adjective), **side** (noun), **terrible** (adjective), **wait** (verb).
- Complete a quiz testing literal, inferential, vocabulary and usage, text analysis and critical literacy comprehension skills.

Reading Eggspress, Lesson 44

- Comprehension focus: **Main idea and details**
- Build comprehension skills by making predictions and using context clues.
- Understand the meaning of the words: **afraid** (adjective), **froze** (verb), **interrupt** (verb), **performance** (noun), **trapeze** (noun), **troupe** (noun), **except** (preposition).
- Complete a quiz testing literal, inferential, vocabulary and usage, text analysis and critical literacy comprehension skills.

Reading Eggspress, Lesson 45

- Comprehension focus: **Main idea and details**
- Build comprehension skills by making predictions and drawing judgments.
- Understand the meaning of the words: **doze** (verb), **furious** (adjective), **gnat** (noun), **raged** (verb), **swipe** (verb), **worried** (verb), **nastily** (adverb).
- Complete a quiz testing literal, inferential, vocabulary and usage, text analysis and critical literacy comprehension skills.

Reading Eggspress, English Skills Lesson 2.24

Spelling focus: **Compound words**

- Build spelling skills by developing knowledge of word structures, spelling patterns and morphology.
- Activities use proof reading, visual memory, definitions, word families and word sorts.
- Complete a spelling quiz.

Reading Eggspress, Map 9 Fiction Assessment

- Complete a 16-question comprehension quiz testing literal, inferential, vocabulary and usage, text analysis and critical literacy comprehension skills.

Worksheets

- Day 1:** Visualisation
- Day 2:** Main idea and detail
- Day 3:** Main idea and details
- Day 4:** Endings: **dge, ge**
- Day 5:** Ming Ming's Adventure

Poster




Fables

Bonus worksheets

Aesop fable: *The Fox and the Crow* printable book

Additional Library Books

The World's Smallest Circus by Lisa Thompson
Ali's Top Secret Diary by Sharon Dagleish
The Lion and the Mouse retold by Amy Russo
Cherry Pie with Daisy Bates by Kyla Steinkraus
Night and Day by Alice Hemming
Summer by Katy Pike



Week 2 • Answers

Day 1

The Home Haircut

"Easy," said Jan as she cut. "Piece of cake!"

I remember when Jan said cooking was easy. We spent an afternoon scraping burnt food off the stove.

Jan also told me that camping was easy. The tent fell on top of us during the night.

By three o'clock on Saturday afternoon, there was more hair on the bathroom floor than on my head.

1 c 2 c 3 a

The Home Haircut

"Look in the mirror, Freya," said Jan.

I did. There was a lot of face and not much hair.

"Is it all right?" Jan said, looking worried.

"One side is longer than the other," I said softly.

Jan cut some more. Snip. Snip. Snip.

In the mirror, I looked strange. My hair was gone. Bits stuck out all over the place.

Jan's face was white.

- 4 she doesn't like it
5 she says, "I looked strange."
6 *Answers will vary. Suggested answer:*
Drawing of Freya with short, uneven hair, and Jan looking very nervous.

Day 2

CAN I JOIN THE CIRCUS?

Ringmaster Roy: Chuckles, perhaps you could teach Snoz about being a clown.

Narrator: Chuckles had a great time dressing Snoz and painting him with makeup. But when Snoz saw himself in the mirror, he hid under the table.

Snoz: Not funny! Too scary! Snoz is scared!

Narrator: Snoz began to cry. Seeing a Snozalot cry made Chuckles cry too.

Chuckles: (sobbing) That is the saddest thing I have ever seen. A sobbing Snozalot!

1 a 2 b, c

Ringmaster Roy: Tell me troupe, what can Snoz the Snozalot Monster do?

Chuckles: I will tell you what he cannot do. He cannot make you laugh.

Bendy Betty: He cannot bend.

Max Manyhands: He cannot juggle.

Ringmaster Roy: I see, I see, I see. And I know he can't fly through the air.

Chuckles: He's a nice monster.

Bendy Betty: A lovely monster, really.

Max Manyhands: But Snoz has no place in Circus Bizurkus.

- 4 Snoz the Snozalot Monster/Circus Bizurkus
5 a do circus acts.
b no place in Circus Bizurkus.

Day 3

The Lion and the Gnat

The gnat dived at the lion and stung him on the nose. The lion was furious! He swiped at the gnat, but only ended up scratching himself with his sharp claws. The gnat attacked the lion again and again, and the lion raged.

1 d 2 a, e 3 d

Finally, the lion was worn out. He was dripping with blood from his own scratches and he lay down, defeated by the gnat. The gnat buzzed away to tell the whole Animal Kingdom about his victory over the lion, but instead he flew straight into a spider's web.

- 4 b
5 a defeated by the gnat
b worn out the lion
6 Don't be too quick to claim victory.

Day 4

- 1 Check for correct spelling of each word.
2 a badge b orange c bridge
d hedge e judge
3 a smudge b strange c image
d orange e hedge
4 a plunge b change c fringe
d village e charge f garage
5 Check for correct spelling of each word.
6 a cottage b package c courage
d partridge e sausage
7 a damage b passage c package

Day 5

1 d 2 b 3 b 4 b 5 c
6 c 7 a 8 b 9 c 10 b

Bonus Worksheets

To assemble your printable book

- 1 Print pages 17–20 single sided.
2 Fold each page along the FOLD line.
3 Stack the pages into a single neat pile by squaring the edges.
4 Put two staples along the spine.



Week 2 • Fables

A fable is a short story with animal characters.

These stories teach a lesson.



The Ant and the Grasshopper

To work today is to eat tomorrow.



The Tortoise and the Hare

Slow and steady wins the race.



The Lion and the Mouse






Little friends can be great friends.

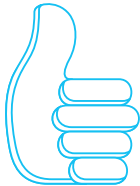




Week 2

Incentive chart for:

Colour each one when you have completed each day's work.



Week 2	Monday	Tuesday	Wednesday	Thursday	Friday
Online Lesson	Lesson 43	Lesson 44	Lesson 45	Spelling 2.24	Map 9 Fiction Assessment

Worksheets					
------------	--	--	---	--	--

Day Done!					
-----------	---	---	---	---	---

Notes/thoughts/ideas

Read the passage.



The Home Haircut

"Easy," said Jan as she cut. "Piece of cake!"

I remember when Jan said cooking was easy. We spent an afternoon scraping burnt food off the stove.

Jan also told me that camping was easy. The tent fell on top of us during the night.

By three o'clock on Saturday afternoon, there was more hair on the bathroom floor than on my head.

Underline

what Jan said about cooking

Box

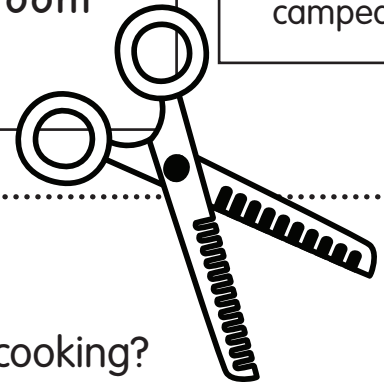
what Jan said about camping

Circle

what happened when Jan cooked

Colour

what happened when Jan camped



Circle the correct answers.

- Which key word describes what Jan thought about cooking?
 a remember b scraping c easy d more
- Which phrase helps us visualise Jan's cooking?
 a piece of cake b cooking was easy
 c scraping burnt food off the stove d tent fell on top of us
- How does this help the reader see Jan's cooking adventure? It was ...
 a unsuccessful. b lots of fun.
 c a great success. d tasteless.



Read the passage.

The Home Haircut

"Look in the mirror, Freya," said Jan.

I did. There was a lot of face and not much hair.

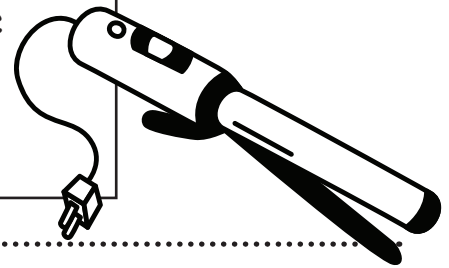

"Is it all right?" Jan said, looking worried.

"One side is longer than the other," I said softly.

Jan cut some more. Snip. Snip. Snip.

In the mirror, I looked strange. My hair was gone. Bits stuck out all over the place.

Jan's face was white.



Circle

what
Jan was
doing

Colour

words that
describe
Freya's new
hairdo

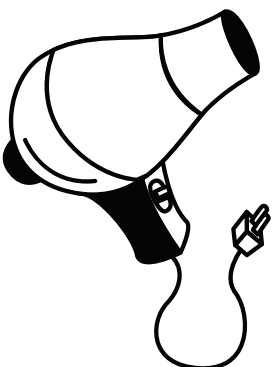
Underline

words that
describe **how**
Jan **felt**

4 What does Freya think of her new hairdo? _____

5 Which clues tell you? _____

6 Draw Freya and Jan's faces in the mirror.



Read the passage.



Colour
who is
scared

Underline
why he is
scared

CAN I JOIN THE CIRCUS?

Ringmaster Roy: Chuckles, perhaps you could teach Snoz about being a clown.

Narrator: Chuckles had a great time dressing Snoz and painting him with makeup. But when Snoz saw himself in the mirror, he hid under the table.

Snoz: Not funny! Too scary! Snoz is scared!

Narrator: Snoz began to cry. Seeing a Snozalot cry made Chuckles cry too.

Chuckles: (sobbing) That is the saddest thing I have ever seen. A sobbing Snozalot!

Box
who is
crying




Circle the correct answers.

- 1 Find the main idea of the text.
 - a Snoz is scared of himself dressed as a clown.
 - b Chuckles is a clown.
 - c Clowns make people laugh.
 - d Snoz can't wait to join the circus.

- 2 Which two sentences support the main idea?
 - a Chuckles had a great time dressing Snoz and painting him with makeup.
 - b But when Snoz saw himself in the mirror, he hid under the table.
 - c Snoz began to cry.
 - d Seeing a Snozalot cry made Chuckles cry too.



Read the passage.



Circle
the things
Snoz **cannot**
do

Underline
what
Chuckles
says about
Snoz

Ringmaster Roy: Tell me troupe, what can Snoz the Snozalot Monster do?
Chuckles: I will tell you what he cannot do. He cannot make you laugh.
Bendy Betty: He cannot bend.
Max Manyhands: He cannot juggle.
Ringmaster Roy: I see, I see, I see. And I know he can't fly through the air.
Chuckles: He's a nice monster.
Bendy Betty: A lovely monster, really.
Max Manyhands: But Snoz has no place in Circus Bizurkus.

Box
what Bendy
Betty says
about Snoz

Colour
what Max
Manyhands
says about
Snoz



3 Fill in the missing words.


The main idea of the text is that _____ does not belong in _____.

4 Which two details helped you find the main idea?

a Everyone says Snoz can't

b Max Manyhands says Snoz has

Read the passage.



The Lion and the Gnat

The gnat dived at the lion and stung him on the nose. The lion was furious! He swiped at the gnat, but only ended up scratching himself with his sharp claws. The gnat attacked the lion again and again and the lion raged.

Box

words that describe the lion's **feelings**

Circle

the gnat's actions

Underline

the lion's actions



Circle the correct answers.

- 1 Which best describes the main idea of the text?

<p>a A lion attacked a gnat.</p> <p>c A gnat wanted to be a lion.</p>	<p>b A lion fell down.</p> <p>d A gnat attacked a lion.</p>
---	---

- 2 Which two details support the main idea?

<p>a The gnat dived at the lion and stung him on the nose.</p> <p>b The lion was furious!</p> <p>c He swiped at the gnat.</p> <p>d The lion scratched himself with his sharp claws.</p> <p>e The gnat attacked the lion again and again and the lion raged.</p>	
--	--

- 3 Which best describes the gnat's actions?


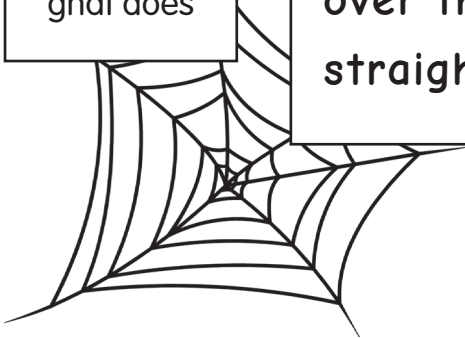
a selfish	b kind	c gentle	d vicious
------------------	---------------	-----------------	------------------

Read the passage.

Underline
what the lion does

Colour
what the gnat does

Finally, the lion was worn out. He was dripping with blood from his own scratches and he lay down, defeated by the gnat. The gnat buzzed away to tell the whole Animal Kingdom about his victory over the lion, but instead he flew straight into a spider's web.



- 4 What is the main idea of the text?
- a The gnat celebrated a great victory.
 - b The smaller creature proved to be the more dangerous.

5 Which two details helped you find the main idea?

a The lion was

b The gnat had

6 What is the message from this fable? _____


1 Copy each list word.

age	_____	hedge	_____	strange	_____
edge	_____	fudge	_____	change	_____
huge	_____	wedge	_____	fringe	_____
village	_____	bridge	_____	smudge	_____
badge	_____	image	_____	garage	_____
large	_____	orange	_____	plunge	_____
judge	_____	charge	_____		

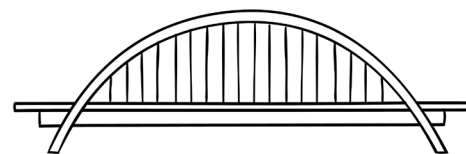
2 Name it. Write the name for each.




b




o



b



h



j

3 Word clues. Which list word matches?

a dirty mark or stain

unusual or odd

a picture of something

a round, juicy fruit

a row of bushes used as a fence

4 **Unscramble it.** Unscramble the letters to make a list word.

ungple	_____	ngecha	_____
ingefr	_____	agevill	_____
rgecha	_____	raggae	_____

Challenge words

5 **Copy each challenge word.**

bulge	_____	partridge	_____
cottage	_____	sausage	_____
package	_____	damage	_____
passage	_____	manage	_____
cringe	_____	courage	_____

6 **Word clues.** Which challenge word matches?

a small house	_____
a box used to transport something	_____
the ability to face your fears	_____
a medium-sized bird	_____
thin tube of minced meat	_____

7 **Choose it.** Circle the correct challenge word to complete the sentence.

We apologised for the damage damge we did to the garden.
We could see a light at the end of the dark pasage passage.
I walked to the post office to collect my package pakage.
I always cringe crenge at the sound of sirens.

Ming Ming's Adventure

Ming Ming lived in the village of Jizhou. She was a daydreamer. She liked to pretend she was a princess.

Her father complained that she was a lazy child but her mother said she had a good heart.

One day, Ming Ming's mother sent Ming Ming into the mountains to collect herbs. Her mother warned her to concentrate because the paths were dangerous.

Ming Ming set off. Before long, she was lost in her own imaginary world and tripped over a fallen log. She fell and smashed the special basket her mother had given her.

"Oh no!" she cried. "How will I carry the herbs home? Mother will never forgive me."

As Ming Ming wiped away her tears, she noticed some hollow seed pods nearby. She would use those to carry the herbs she collected.

When Ming Ming returned to the village, she told her parents what had happened. Her father praised his daughter for clever thinking.




Circle the correct answers.

- 1 Which country is the village of Jizhou likely to be in? INFERENTIAL
 a Australia b America c England d China

- 2 We can infer that Ming Ming didn't always do her chores. Which phrase is the clue? INFERENTIAL
 a a good heart b a lazy child c a quiet spot d a young girl

Circle the correct answers.

- 3** Why did Ming Ming go into the mountains? LITERAL
a to pick flowers **b** to collect herbs
c to sit and daydream **d** to look for seed pods
- 4** Which words best describe Ming Ming? CRITICAL
a lazy and cruel **b** kind and imaginative
c hardworking and clever **d** clumsy and sad
- 5** Which word is closest in meaning to *concentrate*? VOCABULARY
a listen **b** watch **c** focus **d** manage
- 6** What happened first? LITERAL
a Ming Ming collected the herbs. **b** The basket broke.
c Ming Ming tripped. **d** Ming Ming saw the seed pods.
- 7** Why was Ming Ming crying? She ... INFERENTIAL
a was upset about the broken basket. **b** hurt herself when she tripped.
c was scared of her father. **d** couldn't find any herbs.
- 8** What is the main purpose of the text? CRITICAL
a to give information **b** to tell a story
c to explain how something works **d** to state a point of view
- 9** What is the main message of the text? LITERAL
a Respect your parents. **b** Take care of other people's things.
c Every problem has a solution. **d** Look where you're going.
- 10** Why did Ming Ming's father praise his daughter? For her ... LITERAL
a honesty **b** cleverness
c bravery **d** hard work



The Fox and the Crow


-staple-

fold

One afternoon, a hungry fox spied a large crow flying around with a chunk of cheese in its beak. The wedge of cheese looked delicious—creamy yellow and the perfect snack size.

The crow flew down and settled on a tree branch. The fox licked his lips. He wanted that cheese.

The fox circled the tree and called up.



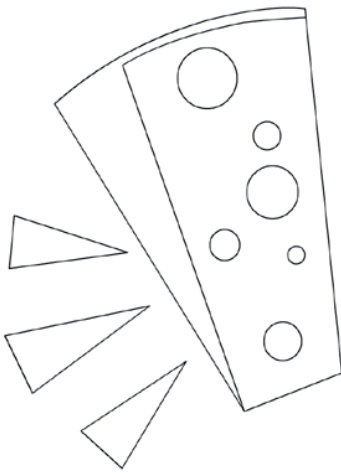
-staple-



2

The Fox and the Crow • 978-1-922538-35-2

fold



“How are you feeling today?” asked the sly fox. The cheese glistened in the afternoon sun. “I’ll tell you, that cheese looks very tasty.”

The crow eyed the fox suspiciously.

“Now, I’m sure you’d like to share it with your friend who is feeling particularly hungry today.”

The crow stared at the fox with beady black eyes. The cheese was her treat. She slowly shook her head.

The Fox and the Crow • 978-1-922538-35-2

3


This was not going the way the fox had hoped. The fox looked up at the crow. Suddenly he knew what to do.



“What a beautiful bird you are!” cried the fox. “I’ve never seen such fine feathers.”

The crow looked at her feathers. They did look particularly lovely in the afternoon sun.

“Your beak is so shiny and strong. Not many birds are as fine as you.”



I do have a strong beak I thought the crow. I can collect nuts, fruits and eggs with this beak.


The Fox and the Crow • 978-1-922538-35-2

4

She stood tall on the branch and puffed out her feathery chest. She would give the fox a melody he wouldn't forget. She opened her beak to begin the tune.

The cheese fell from her beak and dropped into the jaws of the clever fox below.

fold




"I've heard you sing and you have a beautiful voice! It would be a lovely afternoon treat if you sang for me."

This surprised the crow. Every morning she cooed and cawed but she didn't think anyone listened.

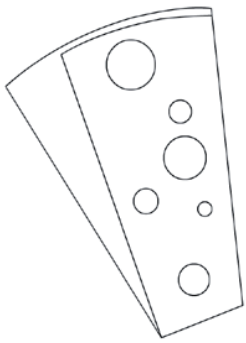
The Fox and the Crow • 978-1-922538-35-2

5

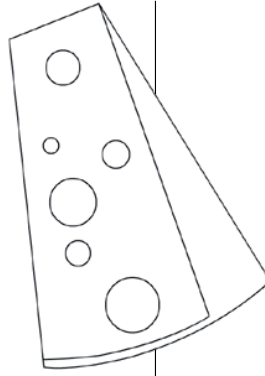


6

The Fox and the Crow • 978-1-922538-35-2



It's afternoon snack
time, but who will get to
eat the delicious cheese?



fold



Don't trust people
who flatter you,
especially if you
have something that
they want.



The Fox and the Crow • 978-1-922538-35-2

Aesop Fables: The Fox and the Crow

ISBN: 978-1-922538-35-2

Lexile® Measure: 520L

For more information visit www.lexile.com

Lexile © 2013 MetaMetrics, Inc.

Copyright © 2021 Blake eLearning

Locked Bag 2022,
Glebe NSW 2037

Ph: (02) 8585 4085

Fax: (02) 8585 4058

Email: info@blake.com.au

Website: www.blake.com.au

Publisher: Katy Pike

Series Editor: Amy Russo

Design and layout by The Modern Art Production Group



Yippeeee

**You are moving on
to Week 3!**



www.readingeggs.co.uk