

Reading



Between Reception and Year 1

BACK ON TRACK

READING • WEEK 3



Get on Track
for Year 1



www.readingeggs.co.uk



Welcome to Week 3

Welcome to Week 3 of your Back On Track literacy programme!

This programme is for students between Reception and Year 1. It reinforces the learning from Reception and provides the essential skills your child needs to transition successfully into Year 1.

Over 10 weeks, your child will have the opportunity to engage in fun-filled, online learning activities, based on the **Fast Phonics** programme. **Fast Phonics** uses the proven power of systematic synthetic phonics instruction to boost reading skills. It focuses on phonemic awareness and phonics practise.

Each week you'll receive a 20-page booklet. Inside you will find a set of carefully selected activity sheets that will allow your child to revisit, consolidate and build crucial reading and literacy skills. We've packed lots in so your child can get excited for Year 1!

We recommend you follow these simple steps to get the most out of the 10-week programme.

- 1 Print the pupil pages for the week. Ensure your child has pencils and erasers to complete the worksheets.
- 2 Start by setting your child up on **Fast Phonics**. Activities begin at **Peak 10** and allow your child to progress at their own pace.
- 3 Encourage your child to read the recommended books from the **Reading Eggspress** library.
- 4 Once each day's work is complete, fill in the incentive chart. There is also a certificate at the end of the week to celebrate your child's achievement.
- 5 Enjoy the learning. Keep it light.

We know your child will enjoy learning with **Fast Phonics** because it makes learning to read fun!



Back On Track for Year 1

Week 3

Reading skills focus

- Hear and identify the sounds **oo**, **ar**, **or**, **ur** and match each sound to its letters.
- Practise breaking a word into its sounds, then blend the sounds to read the word.
- Read some 'r controlled' vowel digraphs.
- Read and write the word **too**.

Online

Fast Phonics Peak 10

- Letters and sounds focus: **oo**, **ar**, **or**, **ur**
- Split a word into its sounds for spelling.
- Read high frequency and tricky words – **are**, **be**, **by**, **must**, **so**, **to**, **was**
- Fast recall of the words: **are**, **book**, **boot**, **cook**, **food**, **foot**, **good**, **look**, **moon**, **now**, **or**, **pool**, **right**, **room**, **see**, **they**, **too**, **wood**, **wool**, **you**, **zoo**
- Read 3 books and answer questions to build comprehension.

Worksheets


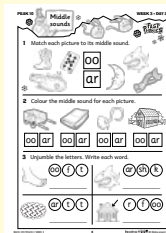
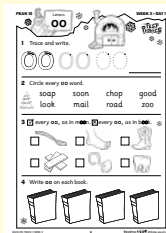
Day 1: Letters **oo**; Letters **ar**

Day 2: Middle sounds; Letters **or**

Day 3: Letters **ur**; Middle sounds




Day 4: Word **too**; Syllables

Day 5: Sounds; Making words



Bonus pages

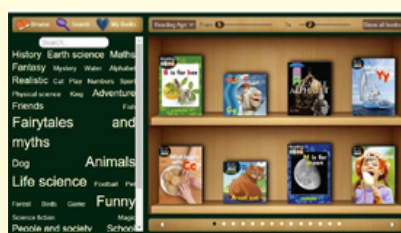
- Write the words
- Captions
- Roll it!
- Reading record *A visit to the moon*



Additional Reading Eggspress library books

1 Go to Library

2 Search for titles




These books cover additional sounds:

- *The Vixen*
- *Yap, Yap, Yazz*
- *The Queen's Quoit*
- *Darth, Boss of the Road*

Week 3 • Sound Chart

oo



moon

oo



book

ar




card

or



fork

ur



burger













Week 3

Incentive chart for:

Colour each one when you have completed each day's work.

Week 3	Monday	Tuesday	Wednesday	Thursday	Friday
Online Lesson	Peak 10	Peak 10	Peak 10	Peak 10	End of Peak 10 Quiz

Worksheets					
------------	--	--	---	--	--



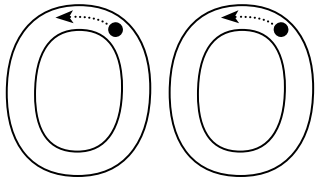
Day Done!					
-----------	---	---	---	---	---

Notes/thoughts/ideas

oo

FAST PHONICS

1 Trace and write.



2 Circle every oo word.



soap

soon

chop

good


look

mail





road


zoo

3 every oo, as in moon. every oo, as in book. ❄️



4 Write oo on each book.





FAST PHONICS


1 Trace and write.



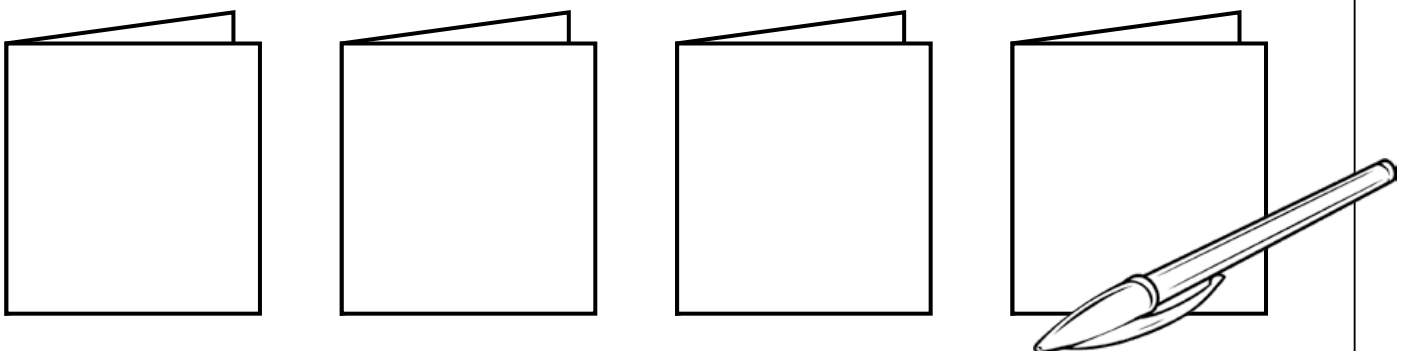
2 Circle every ar.

cat car ran jar
 farm rat barn and

3 Colour the picture in each row that has ar.




4 Write ar on each card.




Middle sounds

FAST PHONICS

1 Match each picture to its middle sound.





oo



ar



2 Colour the middle sound for each picture.



oo ar

oo ar

oo ar

oo ar


3 Unjumble the letters. Write each word.



oo f t




ar sh k



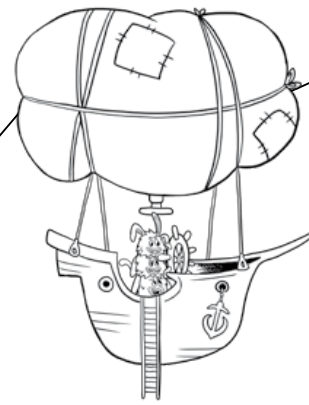
ar t t



r f oo



Letters
or



**FAST
PHONICS**



1 Trace and write.

or

or

or

2 Circle every or word.



food

fork

sort

weep

horn



rain

for



born







3 Match pictures that have or.




or



4 Write or on each acorn.





**FAST
PHONICS**

1 Trace and write.



2 Circle every ur word.



sun

fur

duck

curl

rub

cup

urn

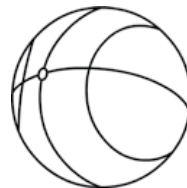
purr

3 Colour the picture in each row that has ur.





ur



ur



4 Write ur in each burger.




Middle sounds



1 Match each picture to its middle sound.



or



ur



2 Write the missing sound.



sh _____ k



t _____ nip



h _____ n



t _____ th

3 Circle the word that has the sound.

or

soap

sort

sharp

ur

barn

form

turn

oo


boat

look

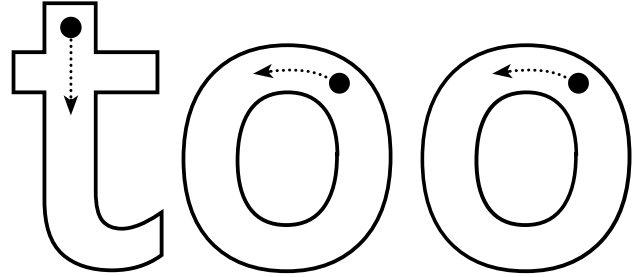
fork



Word
too

**FAST
PHONICS**

1 Make a rainbow  word.



2 Read **too** 3 times.

**too****too****too**

3 Find **too**.



at

too

my

too

up

the

too

in

too

if


got

into


4 Copy.

It is **too** hot.






Syllables



- 1 Read the word.
- 2 Colour how many syllables.
- 3 Draw the picture.

surf



1

2


rooftops



1

2

fork



1

2

bedroom



1

2


garden




1

2





Sounds



FAST PHONICS



1 Draw sound buttons under each word. ○ —

2 Write each word in the matching sound frame.

burn

dark

morning

cool

farmyard


soon



Making words




1 Say the word. Colour its beginning, middle and end sound. Write the word.



s f or oo k p



b g oo ur n t



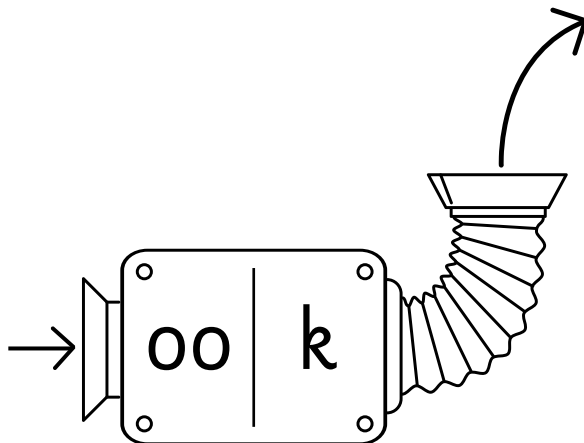
h f or ar m d

2 Join each sound to the machine. Write each word. Circle the real words.

l d

t c

sh v




cook






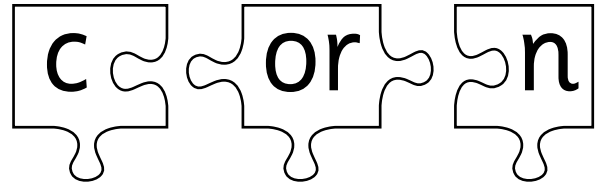
Write the words



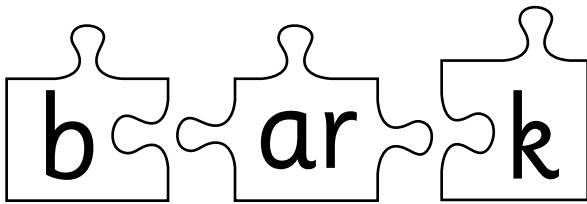
1 Join the puzzle pieces. Write each word.




Handwriting lines for the word 'cook'



Handwriting lines for the word 'corn'




Handwriting lines for the word 'bark'



Handwriting lines for the word 'hurt'

2 Look at the picture. Write the word.





Handwriting lines for the word 'farm'





Captions



1 Trace. Copy.

look in the yard

Blank handwriting lines for copying the text.

2 Write a caption for the picture.



Blank handwriting lines for writing a caption.



Game



Roll it!



You will need: a coloured pencil, 1 die and a partner.

How to play

- 1 Take turns. Roll the die. Read the number.
- 2 Read all the words in that column.
- 3 Can you read them all? Yes – colour a furball. No – miss a turn.
- 4 The first person to colour every furball wins!



the	to	no	go	I	into
you	they	all	are	my	her
he	she	we	me	be	was
by	but	its	them	too	so
that	look	than	with	over	along

WEEK 3 • BONUS READING RECORD



Book
**A visit to
the moon**



Name _____

Age _____

Page	Text	Errors	Self-correction Meaning/structure/visual clues
2	It is a dark night and Nell is in bed. She looks at the moon. "The moon is so cool," she sighs.		
3	Nell cannot wait to visit the moon. She needs to get into the big rocket.		
4	Nell checks this and checks that. Then she zooms up, up, and off to the moon!		
5	The moon is far-off. Nell looks out and sees dark rooftops in the night.		
6	Nell looks out as the rocket zooms along. She sees pools, ponds and farms. The pigs, ducks and goats are far-off dots.		
7	Up and up zooms the rocket. At last Nell can see the moon. It looks so big! She can see rocks on top.		
8	This is so much fun, but all too soon Nell must go back. The rocket loops the moon and zooms back to the rooftops.		
9	Nell's room is dark and her bed feels good. "My trip to the moon was so cool! I will visit you soon," sighs Nell. "Goodnight, Moon!"		
		Results	


Additional comments/observations

Signed _____ Date _____



Now that's done

... you're ready
for Year 1!



www.readingeggs.co.uk