

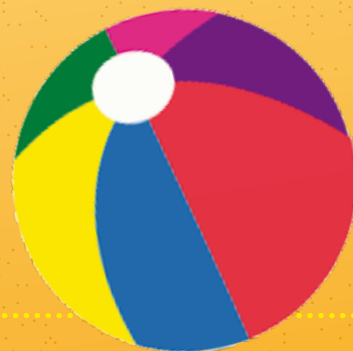
Reading
eggs

Between Year 1 and Year 2

BACK ON TRACK

READING • WEEK 3

Get on Track
for Year 2



www.readingeggs.co.uk



Welcome to Week 3

Welcome to Week 3 of your Back On Track literacy programme!

This programme is for students between Year 1 and Year 2. It reinforces the learning from Year 1 and provides the essential skills your child needs to transition successfully into Year 2.


Over 10 weeks, your child will have the opportunity to engage in fun-filled, online learning activities, based on the **Fast Phonics** programme. **Fast Phonics** uses the proven power of systematic synthetic phonics instruction to boost reading skills. It focuses on phonemic awareness and phonics practise.

Each week you'll receive a 20-page booklet. Inside you will find a set of carefully selected activity sheets that will allow your child to revisit, consolidate and build crucial reading and literacy skills. We've packed lots in so your child can get excited for Year 2!

We recommend you follow these simple steps to get the most out of the 10-week programme.

- 1 Print the pupil pages for the week. Ensure your child has pencils and erasers to complete the worksheets.
- 2 Start by setting your child up on **Fast Phonics**. Activities begin at **Peak 16** and allow your child to progress at their own pace.
- 3 Encourage your child to read the recommended books from the **Reading Eggspress** library.
- 4 Once each day's work is complete, fill in the incentive chart. There is also a certificate at the end of the week to celebrate your child's achievement.
- 5 Enjoy the learning. Keep it light.

We know your child will enjoy learning with **Fast Phonics** because it makes learning to read fun!



Back On Track for Year 2

Week 3

Reading skills focus

- Hear and identify the sounds **ou**, **ue**, **aw**, **wh**, **ph** and match each sound to its letters.
- Practise breaking a word into its sounds, then blend the sounds to read the word.
- Build reading comprehension skills.
- Read and write the word **where**.

Online

Fast Phonics Peak 16

- Letters and sounds focus: **ou**, **ue**, **aw**, **wh**, **ph**
- Learn that words can sometimes have 3 syllables.
- Split a word into its sounds for spelling.
- Read high frequency and tricky words – **asked**, **house**, **their**, **water**, **where**, **which**, **why**
- Fast recall of the words: **alphabet**, **dolphin**, **draw**, **elephant**, **gopher**, **mountain**, **photo**, **scout**, **sphinx**, **what**, **wheat**, **wheel**, **when**, **where**, **which**, **whip**, **whirl**, **whisper**, **why**
- Read 3 books and answer questions to build comprehension.

Worksheets

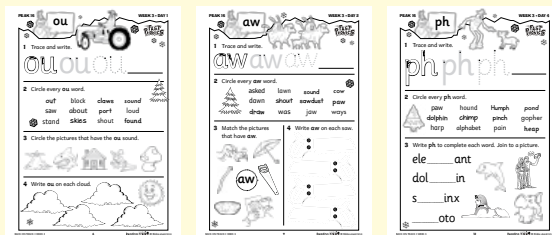
Day 1: Letters **ou**; Letters **ue**

Day 2: Middle and end sounds; Letters **aw**

Day 3: Letters **wh**; Middle and end sounds


Day 4: Letters **ph**; Word **where**

Day 5: Missing words; Read. Draw. Write.



Bonus pages

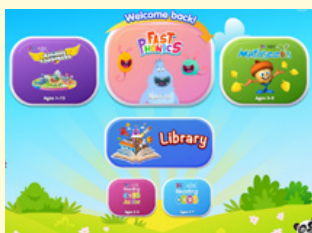
- wh
- ph
- Tractor Race!
- Reading record *Looking from Humph*



Additional Reading Eggspress library books

1 Go to Library

2 Search for titles



These books cover additional sounds

- *Flip Flap Fox*
- *Meet the Dolphins*
- *Ships and Boats*
- *Fantastic Frogs*

Week 3 • Sound Chart

ou



cloud

ue




glue

ue




statue

aw



saw

wh




whale

wh



whole

ph



elephant








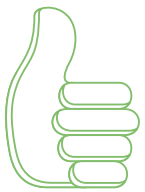




Week 3

Incentive chart for:



Colour each one when you have completed each day's work.

Week 3	Monday	Tuesday	Wednesday	Thursday	Friday
Online Lesson	Peak 16	Peak 16	Peak 16	Peak 16	End of Peak 16 Quiz

Worksheets					
------------	--	--	---	--	--

Day Done!					
-----------	---	---	---	---	---

Notes/thoughts/ideas





**FAST
PHONICS**

1 Trace and write.



2 Circle every **ou** word.


out block claws sound
 saw about port loud
 stand skies shout found





3 Circle the pictures that have the **ou** sound.



4 Write **ou** on each cloud.






**FAST
PHONICS**



1 Trace and write.



2 Circle every ue word.



deck

clues

leaf

true

trunk

stuff

argue

fuel

crust


blue

rescue

liquid

3 Colour the matching picture.

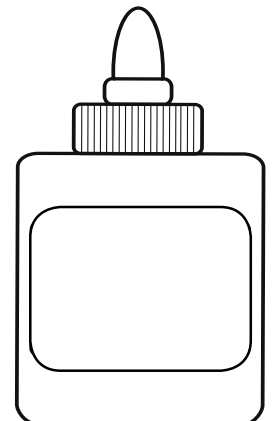
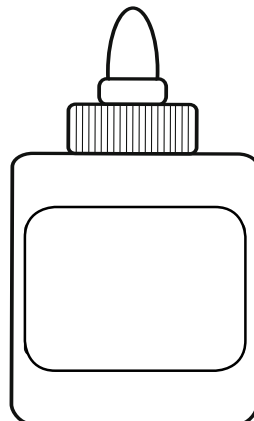
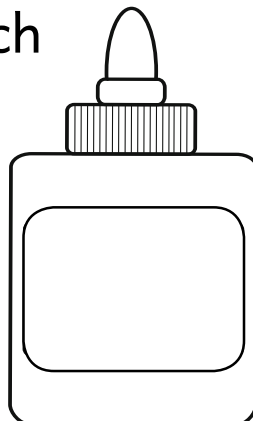
statue



clue



4 Write ue on each pot of glue.



Middle and end sounds

FAST PHONICS




1 Match each picture to its sound.



ou



ue



2 Complete each word.

ou

ue



cl_____



h_____se




stat_____


3 Write the words in the correct boxes.

about cue blue aloud proud true

<p>ou</p>	<p>ue</p>



aw




FAST PHONICS

1 Trace and write.

aw aw aw

2 Circle every aw word.



asked

lawn

sound

cow

dawn

shout

sawdust

paw

draw

was

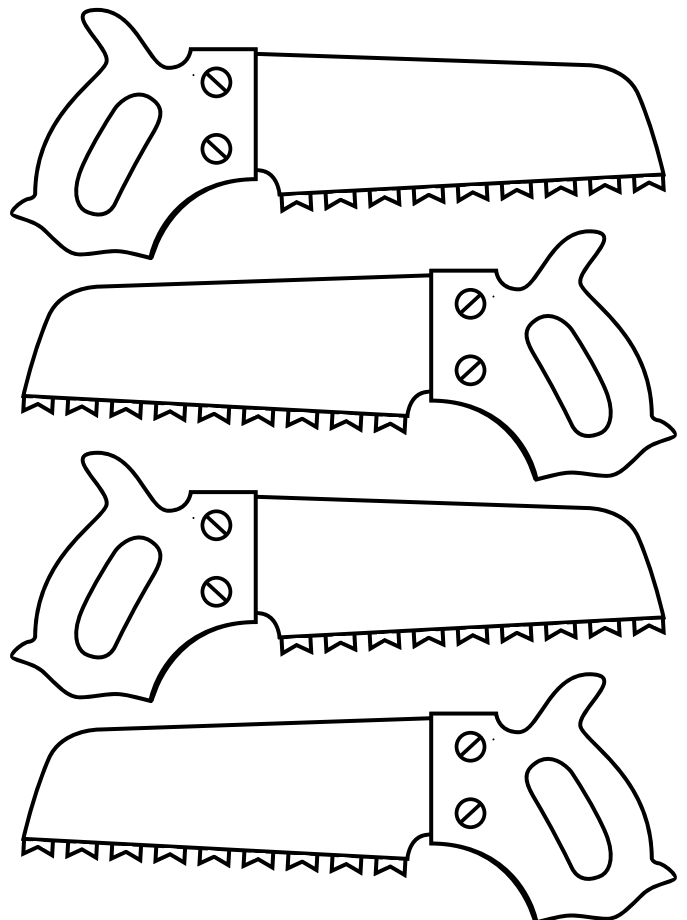
jaw

ways

3 Match the pictures that have aw.




4 Write aw on each saw.






wh



FAST PHONICS



1 Trace and write.



2 Circle the words.

whip why which whirl whiff



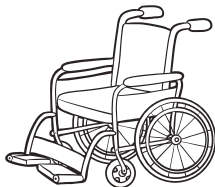
w	h	i	p	w	i	w	h	y
y	w	h	w	h	i	c	h	w
h	w	h	i	r	l	f	w	h
y	r	l	w	h	i	f	f	p

3 Colour the picture in each row that has wh.


wh



wh









4 Write wh on each wheel.



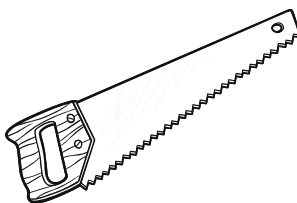



Middle and end sounds

FAST PHONICS


1 Match each picture to its sound.


		<div style="border: 1px solid black; padding: 5px; display: inline-block;">ou</div>		
		<div style="border: 1px solid black; padding: 5px; display: inline-block;">ue</div>		
		<div style="border: 1px solid black; padding: 5px; display: inline-block;">aw</div>		


2 Colour the sound for each picture.


			
<div style="display: inline-block; border: 1px solid black; padding: 2px;">ou</div> <div style="display: inline-block; border: 1px solid black; padding: 2px;">ue</div>	<div style="display: inline-block; border: 1px solid black; padding: 2px;">ou</div> <div style="display: inline-block; border: 1px solid black; padding: 2px;">ue</div>	<div style="display: inline-block; border: 1px solid black; padding: 2px;">ou</div> <div style="display: inline-block; border: 1px solid black; padding: 2px;">ue</div>	<div style="display: inline-block; border: 1px solid black; padding: 2px;">ou</div> <div style="display: inline-block; border: 1px solid black; padding: 2px;">ue</div>
<div style="display: inline-block; border: 1px solid black; padding: 2px;">aw</div> <div style="display: inline-block; border: 1px solid black; padding: 2px;">wh</div>	<div style="display: inline-block; border: 1px solid black; padding: 2px;">aw</div> <div style="display: inline-block; border: 1px solid black; padding: 2px;">wh</div>	<div style="display: inline-block; border: 1px solid black; padding: 2px;">aw</div> <div style="display: inline-block; border: 1px solid black; padding: 2px;">wh</div>	<div style="display: inline-block; border: 1px solid black; padding: 2px;">aw</div> <div style="display: inline-block; border: 1px solid black; padding: 2px;">wh</div>

3 Unjumble the letters. Write each word.

	<div style="display: inline-block; border: 1px solid black; border-radius: 50%; padding: 5px;">ee</div> <div style="display: inline-block; border: 1px solid black; border-radius: 50%; padding: 5px;">s</div> <div style="display: inline-block; border: 1px solid black; border-radius: 50%; padding: 5px;">wh</div> <div style="display: inline-block; border: 1px solid black; border-radius: 50%; padding: 5px;">l</div>
<hr/>	

	<div style="display: inline-block; border: 1px solid black; border-radius: 50%; padding: 5px;">aw</div> <div style="display: inline-block; border: 1px solid black; border-radius: 50%; padding: 5px;">r</div> <div style="display: inline-block; border: 1px solid black; border-radius: 50%; padding: 5px;">d</div>
<hr/>	

	<div style="display: inline-block; border: 1px solid black; border-radius: 50%; padding: 5px;">ou</div> <div style="display: inline-block; border: 1px solid black; border-radius: 50%; padding: 5px;">t</div> <div style="display: inline-block; border: 1px solid black; border-radius: 50%; padding: 5px;">n</div> <div style="display: inline-block; border: 1px solid black; border-radius: 50%; padding: 5px;">s</div>
<hr/>	

	<div style="display: inline-block; border: 1px solid black; border-radius: 50%; padding: 5px;">i</div> <div style="display: inline-block; border: 1px solid black; border-radius: 50%; padding: 5px;">s</div> <div style="display: inline-block; border: 1px solid black; border-radius: 50%; padding: 5px;">wh</div> <div style="display: inline-block; border: 1px solid black; border-radius: 50%; padding: 5px;">p</div> <div style="display: inline-block; border: 1px solid black; border-radius: 50%; padding: 5px;">er</div>
<hr/>	



**FAST
PHONICS**

1 Trace and write.



2 Circle every ph word.



- | | | | |
|---------|----------|-------|--------|
| paw | hound | Humph | pond |
| dolphin | chimp | pinch | gopher |
| harp | alphabet | pain | heap |



3 Write **ph** to complete each word. Join to a picture.

ele _____ ant

dol _____ in

s _____ inx

_____ oto





where

FAST
PHONICS1 Make a rainbow  word.

where

2 Read where 3 times.



where

where

where



3 Colour every where.



where

why

when

where

where

what

where

we

where



4 Copy.

Where are the dolphins?



Missing words




FAST PHONICS

1 Read each sentence. Write the missing words.



brown
found
tail
elephant
mouth
proud

Scrap has a little toy in his _____ .

It is black and _____. It has a _____ and a long trunk.


“Scrap!” gasps Jess. “I am so _____ of you. I think you just _____

Humph the _____ .”





Read.
Draw.
Write.



**FAST
PHONICS**



1 Read the words. **2** Draw the picture.

I saw a little blue elephant next to my house.

3 Look at the picture. Write a sentence.





Write
wh



**FAST
PHONICS**



1 Trace.

wh where why


wh where when

2 Write the matching word.

wheelchair wheat whisper




Handwriting practice lines consisting of solid top and bottom lines with a dashed middle line, provided for writing the matching words.





Write
ph



**FAST
PHONICS**

1 Trace and write.


ph ph ph

2 Copy. Draw a picture.

I saw six dolphins in the blue sea.

Handwriting practice lines consisting of a solid top line, a dashed middle line, and a solid bottom line, repeated five times.

A large empty rectangular box for drawing a picture.



Game



Tractor Race!

You will need: a pencil, a timer and a partner.

How to play

- 1 How many words can you read out loud in 1 minute?
Get your partner to time you.
- 2 Start from the tractor. Finish at the cow.
- 3 Cross out each word you can read. ~~and~~

I read _____ words.

WEEK 3 • BONUS READING RECORD



Book
**Looking for
Humph**



**FAST
PHONICS**

Name _____

Age _____

Page	Text	Errors	Self-correction Meaning/structure/visual clues
2	Jess is about to go to the park, but Scrap will not come out of his kennel. "You are such a pain, Scrap!" sighs Jess. She counts out six popcorn treats and puts them on the ground. As soon as Scrap sees them, he runs out of his kennel and over to Jess.		
3	Jess gets Scrap's leash, and at last they set off. On the way to the park is a big tree where people stick photos of lost pets. Today there is one with LOST in big letters. Jess gets a better look.		
4	The photo is of a little elephant. It has black and brown skin and a long trunk. Under the photo it says Humph the elephant is lost. If found, please call this number.		
5	"Wait!" cries Jess. "How can an elephant be lost?" She looks at Scrap. "Okay, Scrap, if you can bring Humph back, I will let you have lots of popcorn treats!" Scrap replies with a loud bark and a tail wag.		
6	Jess lets Scrap off his leash. He runs round and round on the spot. He sniffs the air for a whiff of elephant. Then he sprints off and into a garden.		
7	Mr and Mrs Phan are proud of their garden. Mr Phan spends hours cutting the lawn. Mrs Phan gets up at dawn to water her plants. They do not see Scrap run in and start digging a tunnel in the grass.		
8	"SCRAP!" shouts Mr Phan when he sees the hound. Scrap jumps at the sound and barks. Then he sprints out of the garden and into the street.		
9	The little dog runs down the road and into the park. He is looking for clues that will lead him to Humph. He runs in and out of trees and sniffs. Where can that elephant be?		
10	Scrap looks all over. He checks the pond, the playground, and the flower beds. Humph is not there and Scrap is sad he may never be found. Maybe he should have one last look in the trees ...		
11	Jess cannot keep up with Scrap. She shouts, "Scrap! Where are you?" But Scrap will not come. All of a sudden, Jess sees a big cloud of dirt and spots Scrap digging soil under a shrub.		
12	Scrap crawls out and looks at Jess. He has a little toy in his mouth. It is black and brown, and it has a tail and a long trunk. "Scrap!" gasps Jess. "I am so proud of you. I think you just found Humph the elephant!"		
13	Jess rings the number next to Humph's photo. He is a little girl's toy, and she beams with joy when she gets him back. "Thank you for looking for Humph," she says. Then she digs in her pocket for lots and lots of popcorn treats for Scrap!		



Results

Signed _____ Date _____



TERRIFIC!



**Week 3 is
finished!**

