


Between Grades K and 1

SUMMIEIR




Mathseeds

Math Catch-up

Week 1

Get Ready for  
fun in Grade 1



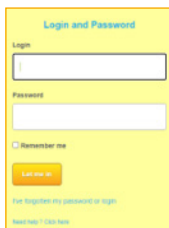

[www.mathseeds.com](http://www.mathseeds.com)

# Welcome!

This summer catch up program provides a great way to help your child make the successful transition into 1st Grade. Using fun-filled online learning activities, combined with carefully selected printed activity sheets, this program will boost your child's math skills.

Bridging the gap is simple with **Mathseeds** and can be done in just half an hour a day. So, let's maximize the summer and get started today!

The outline for each week will tell you the online lessons and worksheets to be completed each day, as well as additional **Mental Minute** and **Driving Test** quizzes.



## Login

Login in with your parent email and password. If you are unable to remember either of these, please select the *I've forgotten my password or login button* and follow the steps.

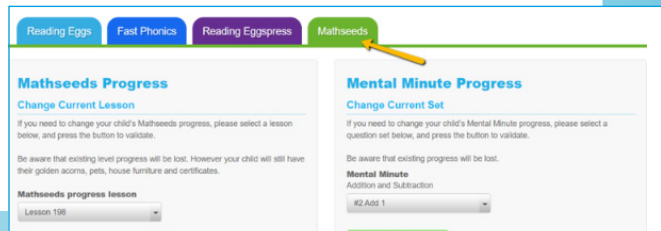


To help you navigate through the site we have listed a few steps below. For more information on the program please see our *Parent User Guide*. This can be found on the Family Dashboard in Bonus Material.



If your child is not working at the correct level you can adjust it by clicking here.

Select the program that you wish to adjust your progress for, then use the dropdown menus to adjust.




The **Mental Minute** section is on the student navigation page. There are two sections, the + and - section, and the x and ÷ section. If you need to adjust the progress of the **Mental Minute** sprints you can do so in *Redo placement test or adjust level* as shown above.

Your child is now ready to begin!



**Driving Tests** can also be found on the Student Navigation screen. Choose the suggested grade level and math topic to work in.







## Welcome to Week 1

The team behind Mathseeds have created this Summer School program that is guaranteed to boost your child's mathematics skills.

This booklet is the first of ten weekly booklets you will receive over the summer. This summer catch up program provides a great way to make sure that your child knows the essentials they need to make a successful transition into Grade 1.

Over the next 10 weeks, your child will have the opportunity to engage in fun-filled, online learning activities. These activities will allow your child to revisit, consolidate, and build crucial Kindergarten math concepts. In addition, each weekly packet contains a set of carefully selected activity sheets to really boost your child's math skills, getting them ready and excited for Grade 1!

Bridging the gap and avoiding the summer slump is simple with **Mathseeds**, and can be done in just half an hour a day. We recommend you follow these simple steps to keep your child learning through the summer whilst still having fun.


- 1 Print the student pages for the week. Ensure your child has pencils and erasers to complete the worksheets.
- 2 To reset your child's Lesson number to **20** go to the *Family Dashboard*.

---

  - ➡ Click on the **Adjust level** link.
  - ➡ Choose the **Mathseeds** tab and set the **Change Current Lesson** to **Lesson 20**.
  - ➡ Click on **Change Current Lesson** to place your child correctly.

---
- 3 Encourage your child to complete the online lesson for the day and then follow up with the worksheets from this booklet.
- 4 Once each day's work is done, complete the incentive chart.
- 5 At the end of the week, fill in the certificate. Add stickers if you have them.
- 6 Enjoy the learning. Keep it light and fun.

We know your child will enjoy learning on **Mathseeds** because **Mathseeds** makes learning fun – and that's what summer is all about!



# Get Ready for Grade 1

## Week 1

### Day 1 focus: Numbers to 10

**Online lesson:** Lesson 20 – Numbers 1-10

**Worksheets:** Number Sequence, Counting Items

### Day 2 focus: Counting Back

**Online lesson:** Lesson 21 – Counting back from 10

**Worksheets:** Count and Match, Number Sequence

### Day 3 focus: Compare Numbers

**Online lesson:** Lesson 22 – More, less, the same

**Worksheets:** More and Less, The Same

### Day 4 focus: 2D Shape Attributes

**Online lesson:** Lesson 23 – 2D Shapes

**Worksheets:** Curved and Straight, Shape Sides

### Day 5 focus: Add to 5

**Online lesson:** Lesson 24 – Adding to 5

**Worksheets:** Count to Add, Draw and Add


## Week 1 Bonus

**Poster:** Greater than, Less than

**Online:** Driving Tests Early Number 1–8 and Early Geometry 1–14

**Sheets:** Pick a Number, Doc's Shapes, Word Problems 1


**Game:** Pitstop Addition






# Greater Than, Less Than

There are **more** apples **than** oranges.



There are **less** flowers **than** stars.



$$10 > 5$$

10 is **greater than** 5.

$$4 < 8$$

4 is **less than** 8.






# Week 1



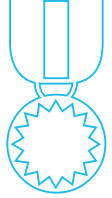


Incentive chart for:

\_\_\_\_\_

Color each one when you have completed that day's work.

Week 1	Day 1	Day 2	Day 3	Day 4	Day 5
Online Lesson	20	21	22	23	24

Worksheets					
------------	--	--	---	--	--

Day Done!					
-----------	---	---	---	---	---

Notes/thoughts/ideas

---

---

---

---

---

---

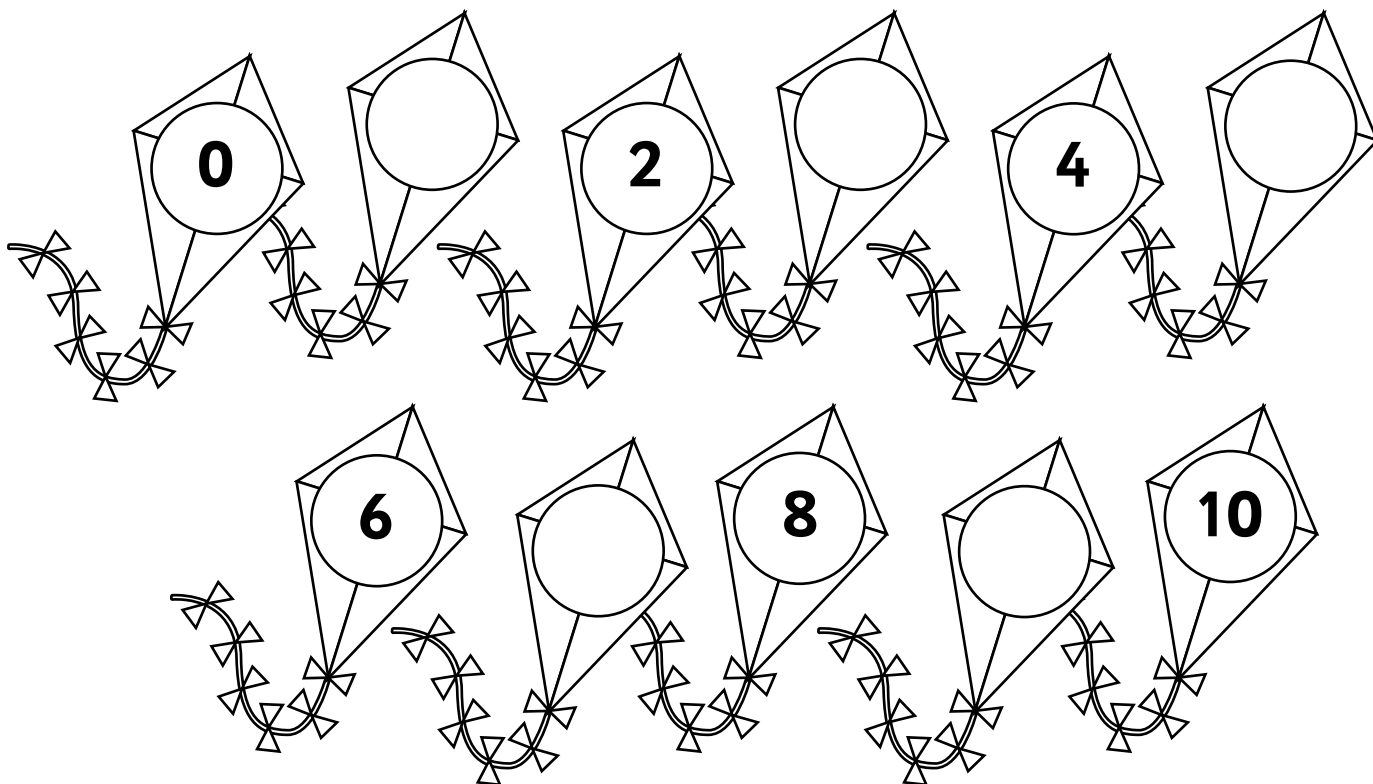
---

---

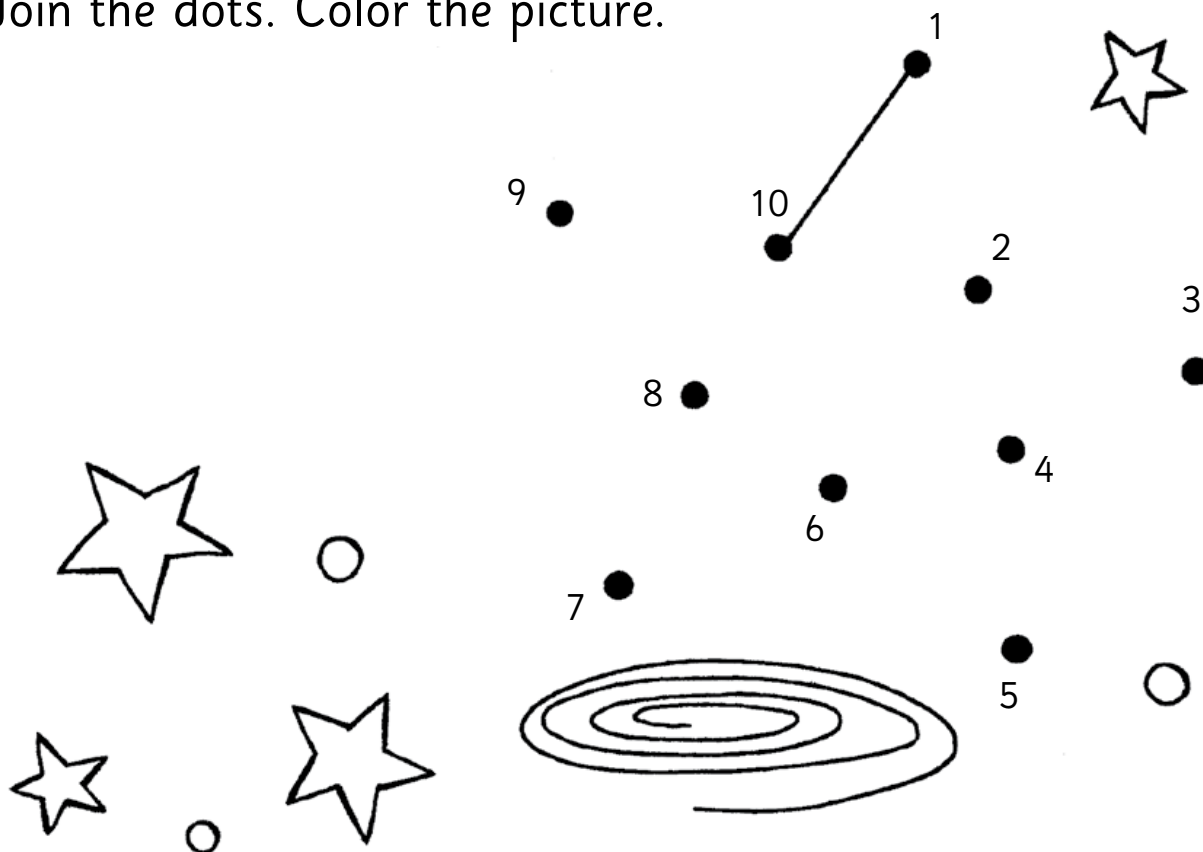
---

---

1 Write the missing numbers. Color the kites.







2 Join the dots. Color the picture.



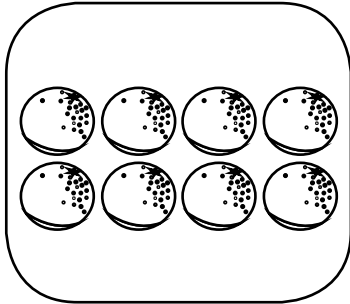


1 Color the cars. 10 = red, 6 = blue, 3 = yellow and 1 = green.

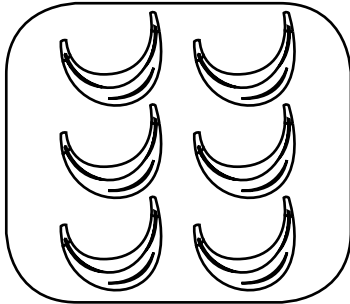
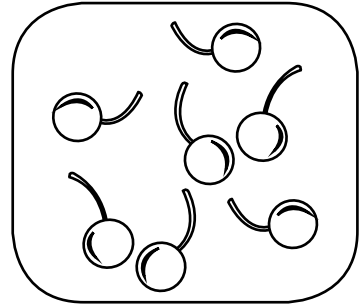


2 Draw 7 purple cars and 5 black cars.








Write the missing numbers. Match to the pictures.



10




9



4

1

1 Write the missing numbers.



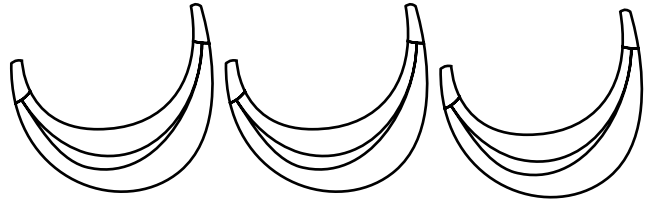
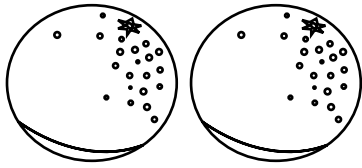


2 Join the dots.





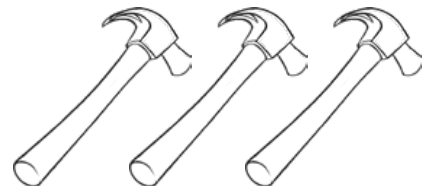
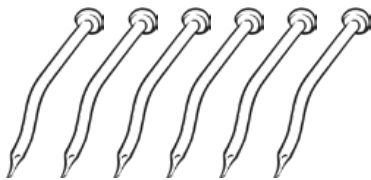





1 Color the group that has **more** in each row.



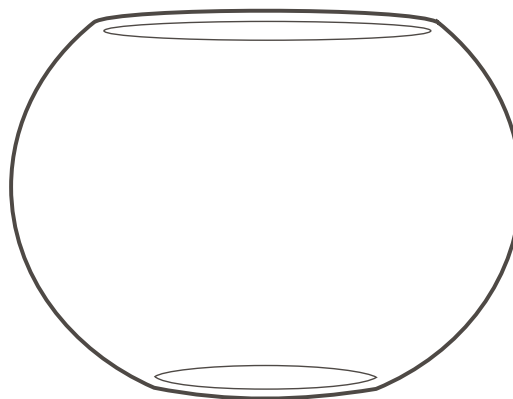
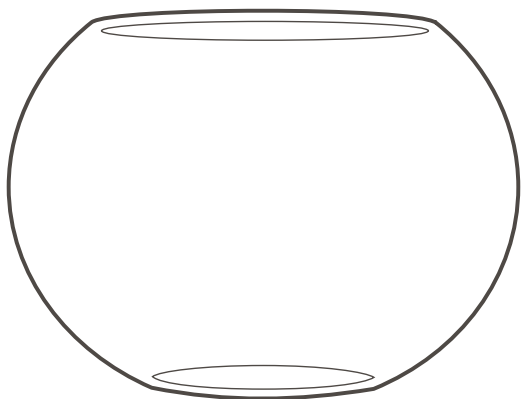

2 Circle the group that has **less** in each row.



1 Draw the same number of dots.




2 Put the same number of fish in each bowl.



How many fish?

How many fish?

**1** Color the shapes with straight sides pink, curved sides green.



**2** Draw a shape

with straight lines.

with curved lines.

**3** Trace.

*curved* *straight*









1 Complete. ✓ = yes X = no

rectangle

triangle

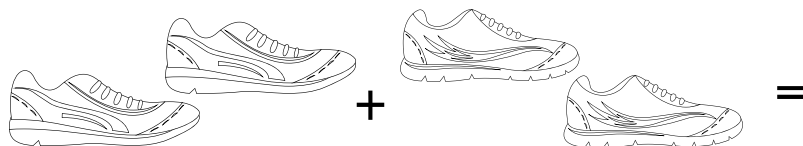
circle

square

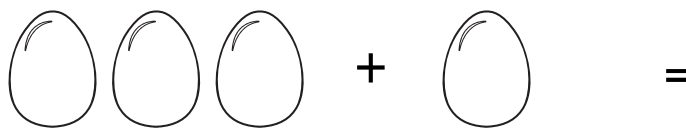
shape	name	straight sides? 	curved sides? 
	square	✓	X
			
			
			

2 Draw a shape with 3 straight sides and 1 curved side.

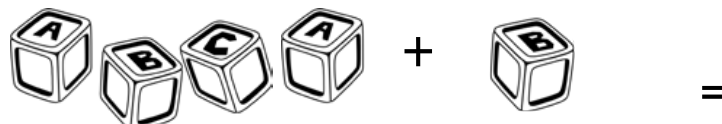
Count and add.




and  makes



and  makes

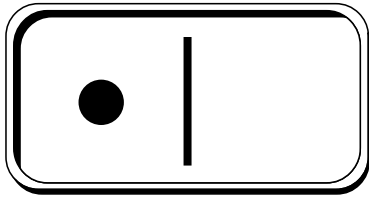


and  makes




and  makes


1 Draw, count, and find the total.



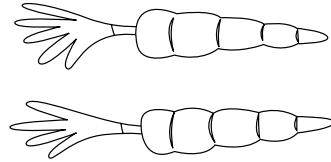
$$1 + 4 = \square$$



$$2 + 2 = \square$$

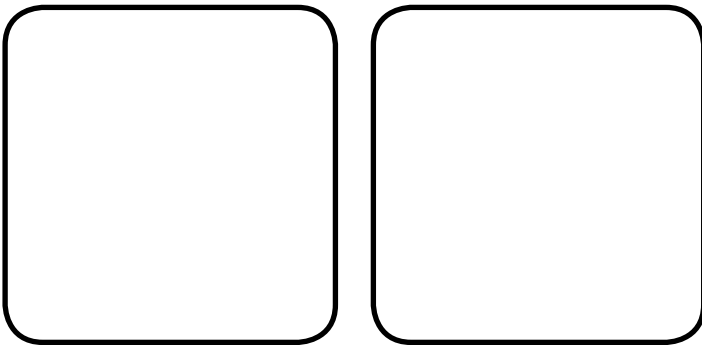


$$1 + 1 = \square$$

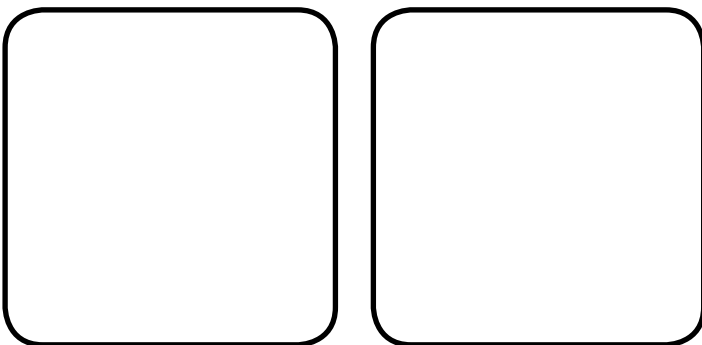


$$2 + 1 = \square$$

2 Draw two groups to make the total.




$$\square + \square = 5$$




$$\square + \square = 4$$

1 Pick a number between 6 and 10. Write it.


2 Is this your number? Circle yes or no.



yes    no



yes    no



yes    no

3 Draw your number in 3 ways.

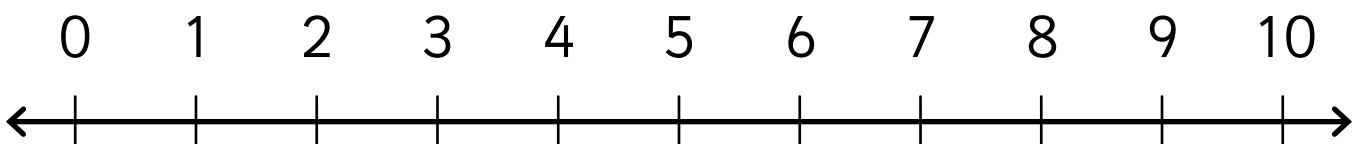
4 Write your number word.

---



---

5 Circle your number.



**1** Read.

Doc has a box with lots of circles and lots of squares.  
 He picks out 3 shapes and puts them down in a line.  
 What 3 shapes could they be?



**2** Underline the question.

**3** Circle the shapes and numbers.

**4** Make patterns. Draw the pictures.


**5** I found \_\_\_\_\_ different ways to solve the problem.



1 Mango has 3 bananas. Waldo has 2 bananas.



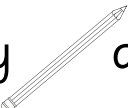
Draw.

How many  altogether?




2 Doc has 2 pencils. Dizzy has 1 pencil.



Draw.

How many  altogether?



You will need a die , counters , and a partner .



$2 + 2 =$   $\rightarrow$   $4 + 0 =$

$3 + 2 =$

$1 + 3 =$

$1 + 4 =$

$3 + 0 =$

$5 + 0 =$



$1 + 1 =$


- HOW TO PLAY**
- 1 Both players put their markers on the 'Start'.
  - 2 Take it in turns.
  - 3 Each player solves the addition sum on the 'pitstop' they land on.
  - 4 Check other's answers. Move back one place if you get it wrong.
  - 5 The winner is the first to reach the 'Finish' line.



$3 + 1 =$

$2 + 1 =$

$1 + 2 =$




$1 + 0 =$

$4 + 1 =$

$2 + 3 =$   $\leftarrow$   $2 + 0 =$



Mathseeds



# Congratulations

You have  
completed  
Week !!



[www.mathseeds.com](http://www.mathseeds.com)