

Between Grades K and 1

Reading  
eggs

SUMMIEER

Week 1

Reading Catch-up



Get Ready for  
fun in Grade 1



[www.readingeggs.com](http://www.readingeggs.com)



# Welcome!

This summer catch up program provides a great way to help your child make the successful transition into Grade 1. Using fun-filled online learning activities, combined with carefully selected activity sheets, this program will boost your child's reading and literacy skills.

Bridging the gap is simple with **Reading Eggpress** and can be done in just half an hour a day. So, let's maximize the summer and get started today!

The outline for each week will tell you the online lessons, additional reading, and worksheets to be completed.



**Login and Password**

Login

Password

Remember me

[I've forgotten my password or login](#)

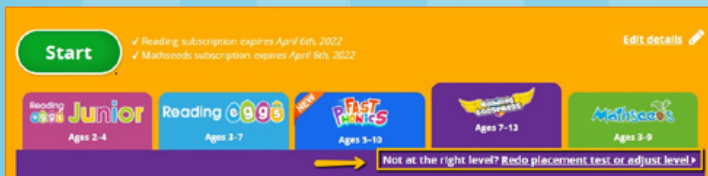
[Feedback / Contact Us](#)

## Login


Login in with your parent email and password. If you are unable to remember either of these, please select the *I've forgotten my password* or *login* button and follow the steps.



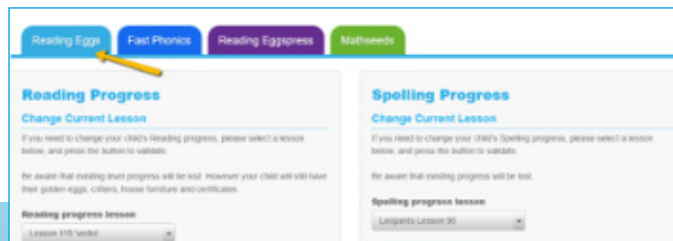
To help you navigate through the site we have listed a few steps below. For more information on the program please see our *Parent User Guide*. This can be found on the Family Dashboard in Bonus Material.



If your child is not working at the correct level you can adjust it by clicking here.



Select the program that you wish to adjust your progress for, then use the dropdown menus to adjust.



To get to the *Additional Library Books* select Library on the student navigation page.

### How to find books you need

You can search for books by topic, series, author, reading age, Lexile, or book title. For example, to locate texts about machines for a Grade 3/4 reading level:



Your child is now ready to begin!



## Welcome to Week 1

Welcome to Week 1 of your targeted summer literacy program! This program is for students between Kindergarten and Grade 1. It reinforces the learning from Kindergarten and provides the essential skills your child needs to transition successfully into Grade 1.

Over 10 weeks, your child will have the opportunity to engage in fun-filled, online learning activities, based on the **Fast Phonics** program. **Fast Phonics** uses the proven power of systematic synthetic phonics instruction to boost reading skills. It focuses on phonemic awareness and phonics practice.

Each week you'll receive a 20-page booklet. Inside you will find a set of carefully selected activity sheets that will allow your child to revisit, consolidate and build crucial reading and literacy skills. We've packed lots in so your child can enjoy the summer and get excited for Grade 1!

We recommend you follow these simple steps to keep your child learning through the summer whilst still having fun.

- 1 Print the student pages for the week. Ensure your child has pencils and erasers to complete the worksheets.
- 2 Start by setting your child up on **Fast Phonics**. Activities begin at **Peak 1** and allow your child to progress at their own pace.
- 3 Encourage your child to read the recommended books from the **Reading Eggspress** library.
- 4 Once each day's work is complete, fill in the incentive chart. There is also a certificate at the end of the week to celebrate your child's achievement.
- 5 Enjoy the learning. Keep it light.

We know your child will enjoy learning with **Fast Phonics** because it makes learning to read fun – and having fun is what summer is all about!



# Get Ready for Grade 1

## Week 1

### Reading skills focus

- Hear and identify the sounds **s, a, t, p**, and match each sound to a letter.
- How to break a word into sounds and blend it back together for reading.

### Online

#### Fast Phonics Peak 1

- Letters and sounds focus: **s, a, t, p**
- Read **CVC a** words.
- Split a word into its sounds for spelling.
- High frequency and tricky words – **at, as**  
Fast recall of the words: **pat, sat, tap, sap, taps**
- Read a book and answer questions to build comprehension.



### Worksheets

**Day 1:** Letter **Ss**; Letter **Aa**

**Day 2:** Beginning sounds **s, a**; Letter **Tt**

**Day 3:** Letter **Pp**; Beginning sounds **s, a, t, p**

**Day 4:** Sound out. Blend. Read; Full circle

**Day 5:** Word **at**; Read. Draw. Write.

### Bonus pages

- Words
- Missing letters
- Roll a word
- Reading record *Pat taps*

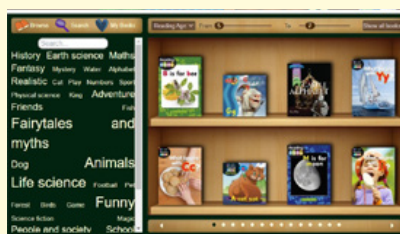


### Additional Reading Eggspress library books

1 Go to Library



2 Search for titles



- *Tap, Tap*
- These books cover additional sounds:
- *Pat and Tam*
- *Mad Fun!*
- *In the Tin*




Ss



Silly snakes


Aa



Alligator

apple


Tt



Tiger

tree

Pp



Panda






penguin






# Week 1

Incentive chart for:

Color each one when you have completed each day's work.

Week 1	Monday	Tuesday	Wednesday	Thursday	Friday
Online Lesson	Peak 1	Peak 1	Peak 1	Peak 1	End of Peak 1 Quiz

Worksheets					
------------	--	--	---	--	--

Day Done!					
-----------	---	---	---	---	---

Notes/thoughts/ideas

---

---

---


---

---

---

---


---



**FAST  
PHONICS**



1 Trace and write.



2 Circle every S.

S S **S** **C** S  
J **T** S S U





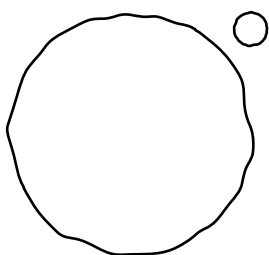
Circle every s.


s s **b** c **g**  
a r **s** s y

3 Color things that begin with s.



4 Write S in each snowball.





**FAST  
PHONICS**

1 Trace and write.




2 Circle every A.

A B **A** **E** S  
T **A** N A A


Circle every a.

a c n a g  
c a o a a


3 Draw the spiral.  
Start at the apple.



4 Color the things that begin with the a sound.








**FAST PHONICS**


1 Match each sound to its picture.



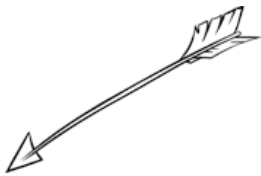
s



a



2 Color the first sound for each picture.




s a

s a

s a

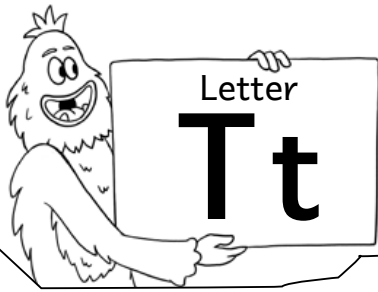
s a

3 Write the first sound for each picture.




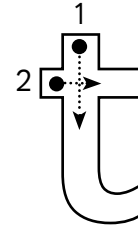
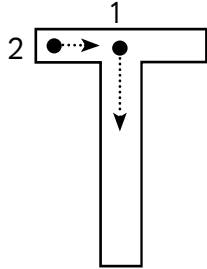





FAST PHONICS

1 Trace and write.





2 Circle every T.

T I v Z T  
N T T E T


Circle every t.


t t h e b  
i t l t t

3 Draw two things that start with the t sound.



4 Write t on each tree.





FAST PHONICS

1 Trace and write.




2 Circle every P.

P D P P B  
P B P D P

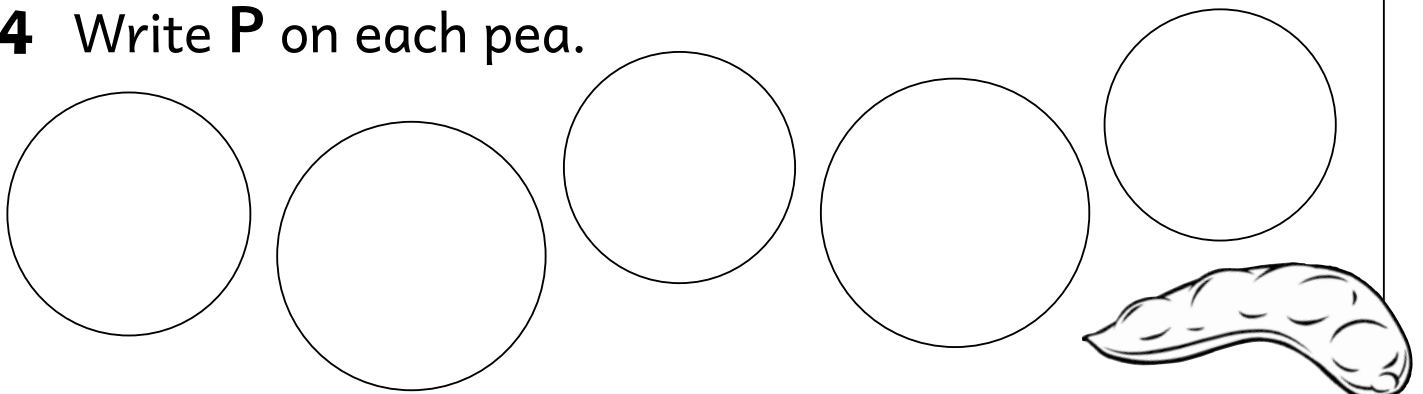
Circle every p.

p p P b g  
j b P a p

3 Color things that begin with p.



4 Write P on each pea.





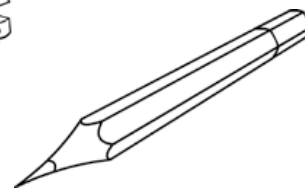
1 Match each sound to its picture.



t



p



2 Color the first sound for each picture.



s a

s a

s a

s a

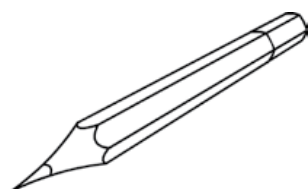
t p

t p

t p

t p

3 Write the first sound for each picture.





[Empty box for writing the first sound of a pencil]

[Empty box for writing the first sound of a starburst]

[Empty box for writing the first sound of an arrow]

[Empty box for writing the first sound of a tree]





1 Circle the correct picture.



Pat

○ ○ ○  
→

tap

○ ○ ○  
→



2 Circle the correct words.



Pat sat

○ ○ ○ ○ ○ ○  
→

tap at

○ ○ ○ ○ ○ ○  
→


sap Pat

○ ○ ○ ○ ○ ○  
→

tap sat


○ ○ ○ ○ ○ ○  
→





Full circle

FAST PHONICS



Complete the words. You can only use each letter once.

s a t p




s a t



a p



a t




a p



s p






**FAST  
PHONICS**



1 Make a rainbow  word.



at



2 Read at 3 times.

at

at

at

3 Find at.

am

at

am

at

as

at

in

as

it

at

in

to

at

as


at

4 Write at.

at



at





1 Read the words. Draw the picture.

Pat sat.



2 Look at the picture. Write a sentence.



Two sets of horizontal lines for writing a sentence.






# Words



1 Trace the words. Match to a picture.

Pat



Set



Wax



at





# Missing letters



## FAST PHONICS

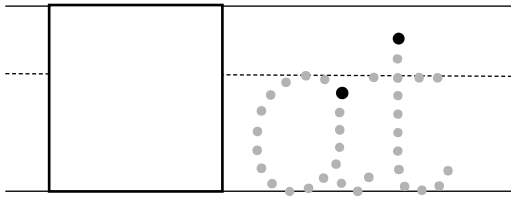


1 Trace.

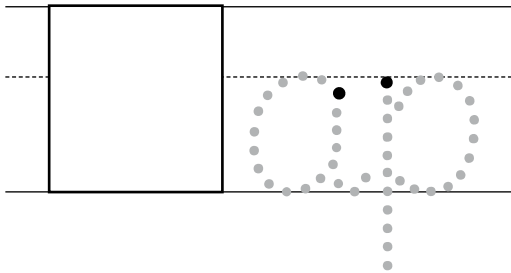
2 Write the missing letter.

t P a s

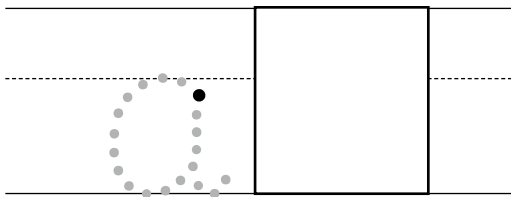
3 Match to a word.



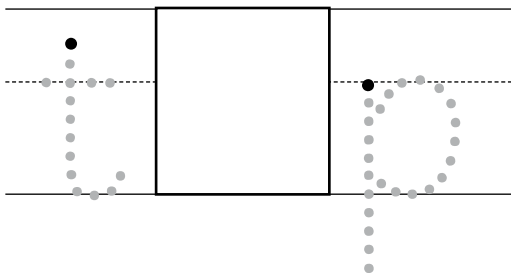
tap



Pat




sap



at





You will need:

2 sets of colored counters, 1 dice, and a partner.

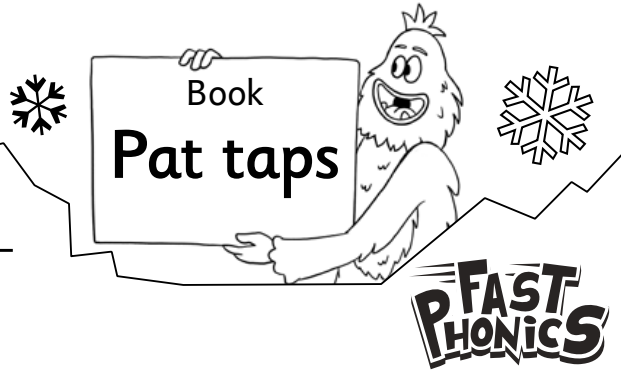
## How to play

- 1 Take turns. Roll the dice. Read the number.
- 2 Choose a word from that column.
- 3 Can you read it? Yes – cover it. No – miss a turn.
- 4 The person with the most words covered wins!



at	tap	sap	Pat	taps	as
sap	pat	tap	as	at	taps
as	at	Pat	taps	sap	tap

# WEEK 1 • BONUS READING RECORD



Name \_\_\_\_\_

Age \_\_\_\_\_

Page	Text	Errors	Self-correction Meaning/structure/visual clues
2	Pat sat.		
3	Tap "as."		
4	Tap.		
5	Tap "at." Tap.		
6	Tap "sap."		
7	Pat taps "sap." Tap.		
8	Pat taps "sat." Tap.		
9	Pat taps. Tap, tap, tap.		
		<b>Results</b>	

❄️ Additional comments/observations

\_\_\_\_\_

\_\_\_\_\_

\_\_\_\_\_

Signed \_\_\_\_\_ Date \_\_\_\_\_



# Congratulations



**You have  
completed  
Week 1!**



[www.readingeggs.com](http://www.readingeggs.com)