



SUMMIEIR

Get Ready
for fun in
Grade 3!

Math Catch-up • Week 2

BETWEEN GRADES 2 AND 3





Let's start Week 2

This week we focus on the value of practice and repetition in learning mathematical skills and knowledge.

Learning any new skill takes time. To master new skills in mathematics, children need plenty of time and practice. This is why the **Mathseeds** program provides so many different activities for children to practice new concepts. Your child will apply each new skill in a variety of interesting animated activities. By doing this, children gain fluency and flexibility with numbers, a collection of skills known as number sense.

Every **Mathseeds** lesson includes a variety of interactive activities where children practice new skills. These short, focused activities are set in meaningful contexts and use repetition with variation to consolidate a child's grasp of the topic. This summer school program moves through our carefully planned progression of lessons, revisiting core topics, and essential learnings.

Within the **Mathseeds** summer school program weekly overview, we have also suggested that students complete a series of activities called **Driving Tests**. This section consists of short quizzes that assess your child's skills and knowledge with a fun reward game to keep them motivated.

The **Mathseeds Driving Tests** provide:

- Comprehensive coverage of all K–2 math topics.
- Six core content areas: number, operations, patterns and fractions, measurement, geometry, and data.
- Questions targeting key concepts, strategies, and vocabulary for student practice.
- Question formats that are clear and easy to follow, providing repetition with variation.
- Question sets that increase in difficulty level to challenge students.
- Built-in reward games to motivate students to make real progress.
- An opportunity for all students to experience success and take pride in their achievements.

If time and enthusiasm allows, encourage your child to work on the suggested **Driving Tests**, practicing the skills and knowledge they have learned that day.

This booklet is the second of ten weekly booklets you will receive over the summer break.

The **Mathseeds** summer catch up program provides a great way to make sure that your child knows the essentials they need to make a successful transition into Grade 3. We know your child will enjoy learning on **Mathseeds** because **Mathseeds** makes learning fun – and that's what summer is all about!

Get Ready for Grade 3

Week 2

Day 1 focus: Multiplying Groups

Online lesson: Lesson 115 – Multiplying Groups

Worksheets: The Multiplication Sign, Missing Numbers

Day 2 focus: Volume

Online lesson: Lesson 116 – Volume

Worksheets: Sort by Volume, Counting Cubes for Volume

Day 3 focus: Skip Counting Patterns

Online lesson: Lesson 117 – Skip Counting Patterns

Worksheets: Counting by 3s, Counting by 100s

Day 4 focus: Word Problems: Add and Subtract

Online lesson: Lesson 118 – Word Problems (+ and –)

Worksheets: Write an Equation, Word Problems 1

Day 5 focus: The Rhombus

Online lesson: Lesson 119 – Sorting 2D Shapes: The Rhombus

Worksheets: Rhombus, Parallel Lines

Week 2 Bonus

Poster: Multiplication


Online: Driving Tests Grade 2 Operations 7-12, Measurement 8 and Patterns and Fractions 1–10, Mental Minute + – Badges 85, 87, 88 and $\times \div$ Badge 52

Sheets: Waldo's Towers, Skip Counting, Shape Attributes


Hands-on: Act it Out



Multiplication



3 groups of 2



3 rows of 2

$$2 + 2 + 2 =$$






$$3 \times 2 = 6$$






Week 2

Incentive chart for:

Color each one when you have completed each day's work.

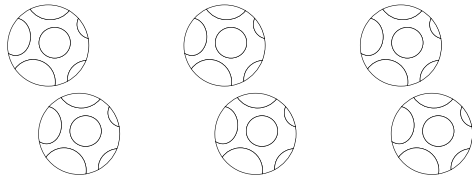
Week 2	Monday	Tuesday	Wednesday	Thursday	Friday
Online Lesson	115	116	117	118	119

Worksheets					
------------	--	--	---	--	--

Day Done!					
-----------	---	---	---	---	---

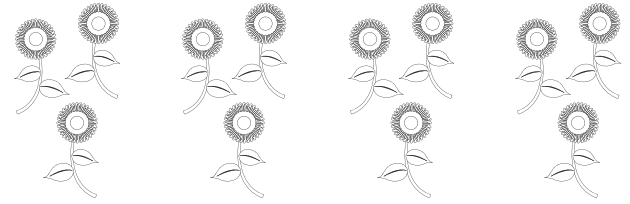
Notes/thoughts/ideas

1 Find the answer.



3 groups of 2 =


$3 \times 2 = \underline{\hspace{2cm}}$




4 groups of 3 =


$4 \times 3 = \underline{\hspace{2cm}}$

2 Write the sum. Find the answer.





3 Find the answer.



4 rows of 4 =


$4 \times 4 = \underline{\hspace{2cm}}$




5 rows of 3 =

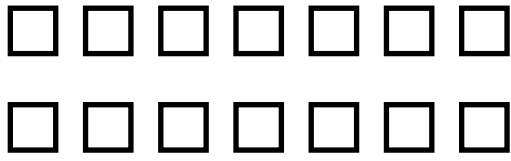
$5 \times 3 = \underline{\hspace{2cm}}$

4 Write the sum. Find the answer.







1 Fill in the equations.




$$2 \times \underline{\quad} = \underline{\quad}$$



$$3 \times \underline{\quad} = \underline{\quad}$$



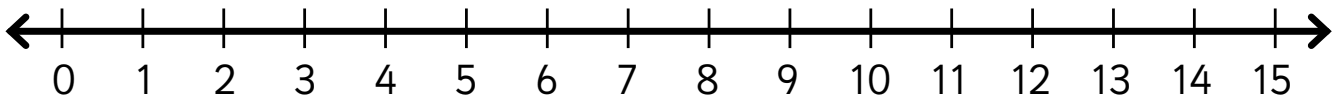
$$5 \times \underline{\quad} = \underline{\quad}$$



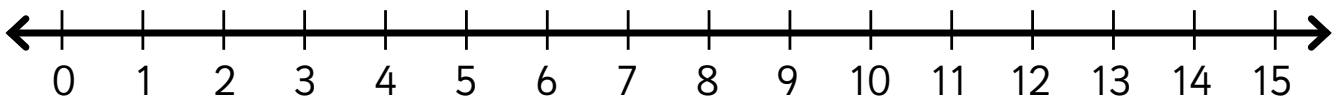
$$4 \times \underline{\quad} = \underline{\quad}$$

2 Draw the jumps. Find the answer.


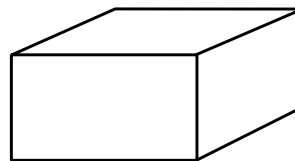
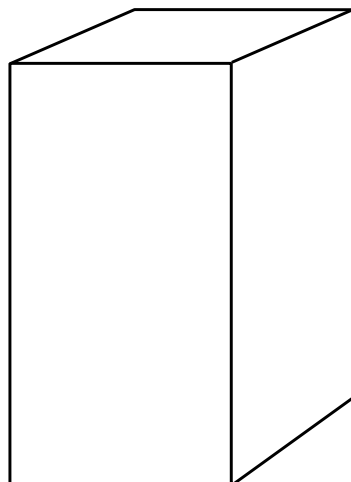
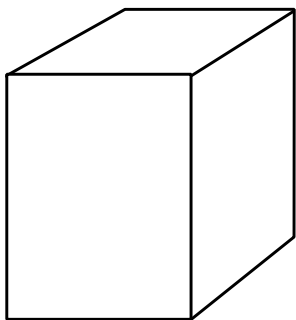
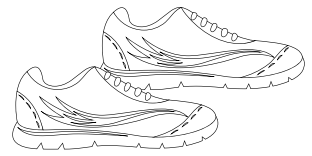

$$2 \times 6 = \underline{\quad}$$




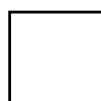





$$4 \times 2 = \underline{\quad}$$



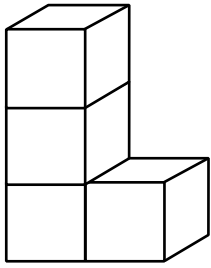
1 Match each item to their box.



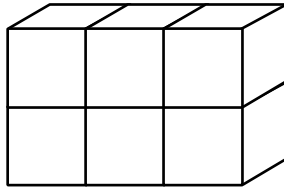
2 Number the animals from biggest (1) to smallest (6) by volume.



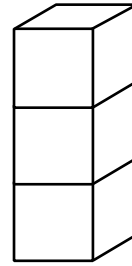
1 Find the volume.



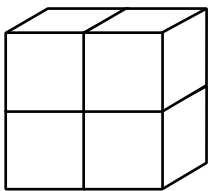
_____ boxes



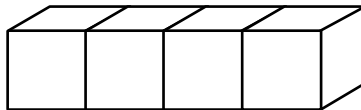
_____ boxes



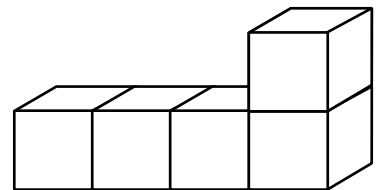
_____ boxes



_____ boxes



_____ boxes



_____ boxes

2 Circle the shape that takes up the **most** space.
 Cross out the shape that takes up the **least** space.
 Color the shapes with the **same** volume.

3 Draw a shape with a volume of 7 boxes.

1	2	3	4	5	6	7	8	9	10
11	12	13	14	15	16	17	18	19	20
21	22	23	24	25	26	27	28	29	30
31	32	33	34	35	36	37	38	39	40
41	42	43	44	45	46	47	48	49	50
51	52	53	54	55	56	57	58	59	60
61	62	63	64	65	66	67	68	69	70
71	72	73	74	75	76	77	78	79	80
81	82	83	84	85	86	87	88	89	90
91	92	93	94	95	96	97	98	99	100

- 1 Color the counting by 3s pattern to 100.
- 2 What sort of pattern is made?

- 3 Find the next number.

21, 24, 27, _____ 30, 33, 36, _____

48, 51, 54, _____ 69, 72, 75, _____

84, 87, 90, _____ 93, 96, 99, _____

1 Complete the counting patterns.

1, 2, 3, _____, _____, _____, _____, _____, _____, _____

10, 20, 30, _____, _____, _____, _____, _____, _____, _____

100, 200, 300, _____, _____, _____, _____, _____, _____, _____

2 Color the 100s pattern.

10	20	30	40	50	60	70	80	90	100
110	120	130	140	150	160	170	180	190	200
210	220	230	240	250	260	270	280	290	300
310	320	330	340	350	360	370	380	390	400
410	420	430	440	450	460	470	480	490	500
510	520	530	540	550	560	570	580	590	600
610	620	630	640	650	660	670	680	690	700
710	720	730	740	750	760	770	780	790	800
810	820	830	840	850	860	870	880	890	900
910	920	930	940	950	960	970	980	990	1000

3 Find the next number.

50, 150, 250, _____

220, 320, 420, _____

690, 790, 890, _____

570, 670, 770, _____

1 Circle the numbers in each problem. Fill in the equation.

Mango has 23 bananas in her basket and picks another 36 bananas. How many bananas altogether?

$$\square + \square = \square$$

Dizzy made 18 smoke rings but five blew away. How many rings are left?

$$\square - \square = \square$$

2 Circle the clue words for the operation. Complete the sum.

Waldo bought ten pies and ate three on the way home. How many pies are left?

$$10 \square 3 = \square$$

Ruby had 64 marbles and bought 26 more marbles. How many altogether?

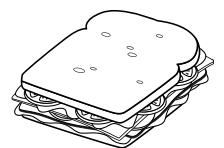
$$64 \square 26 = \square$$

3 Write a number sentence. Find the answer.

Doc has 27 bow ties. Ruby has 16 hair bows. How many bows altogether?



Mango made 22 sandwiches and gave four sandwiches to Waldo. How many sandwiches are left?



- ① Read the problem.
- ② Circle the clue words and numbers.
- ③ Write an equation.
- ④ Find the answer. You can draw a picture or act it out.

There are fourteen girls and thirteen boys in Mrs. Finn's class. How many students altogether?

In the pencil box are twenty-one pencils. Eleven people take a pencil out. How many pencils left in the box?

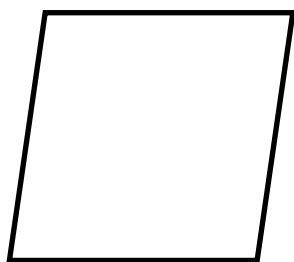
Chris has two scissors, sixteen crayons, eight pencils and one glue stick. How many items in total?

There are twenty-eight students in Mr. Singh's class. Six are away today. Nine go to sport. How many students left?

1 Trace and write.

rhombus

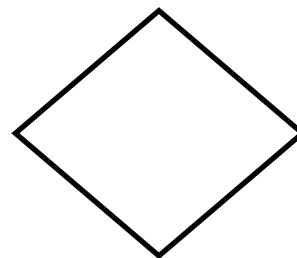



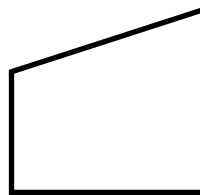

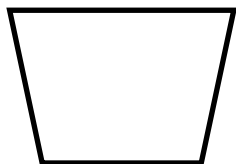
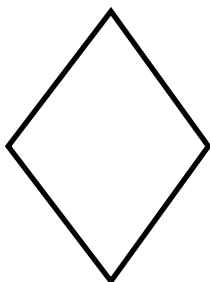
2 A rhombus has



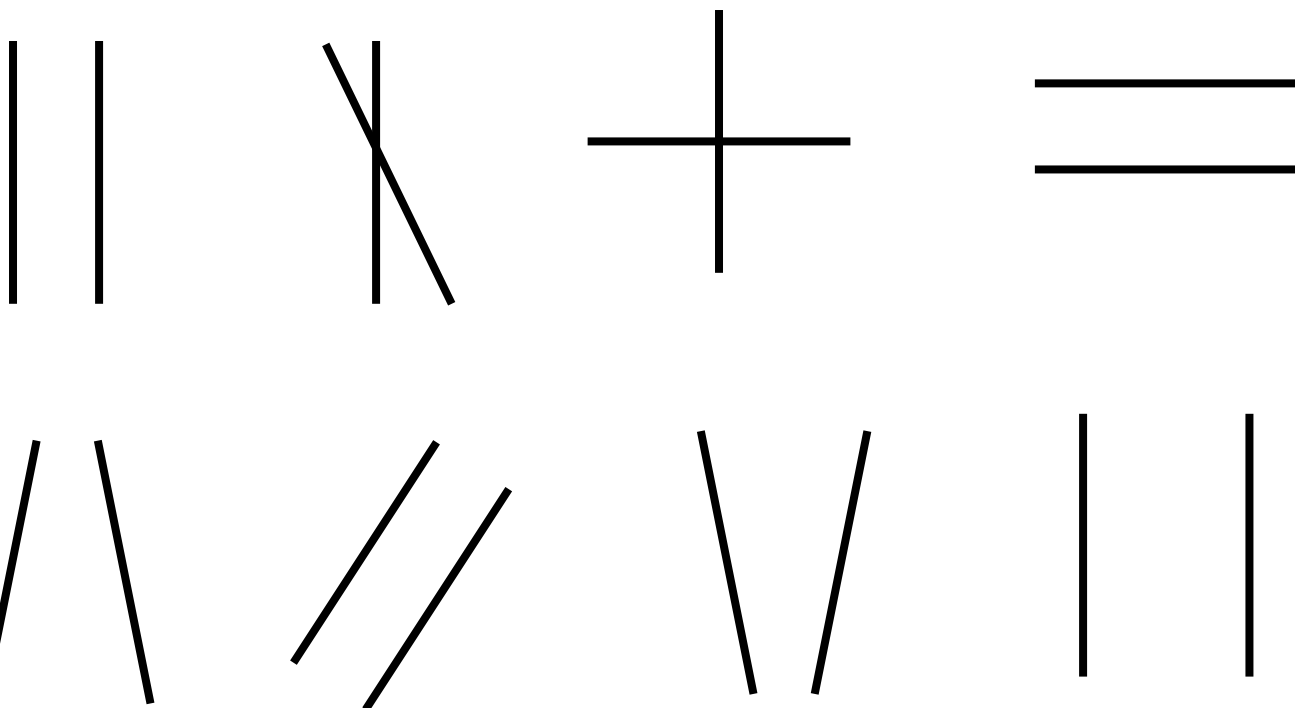
_____ equal sides.

_____ corners.


3 Color each rhombus.



1 Circle the parallel lines.



2 Color the pictures with parallel lines.



1 Waldo made three towers of blocks. He used 27 blocks altogether. Each tower had 3 more blocks than the last. How many blocks in each tower?


- a Underline the question.
- b Circle the facts.
- c Use guess and check to find the number of blocks in each tower.
- d Let's make a guess, starting with 10 blocks:

Small + Medium + Large = Total number of blocks

$$\boxed{10} + 3 \boxed{} + 3 \boxed{} = \boxed{}$$

- e Was this guess correct? Yes No
- f Should your next guess start with a smaller or larger number than 10? _____
- g Why? _____

2 a Make more guesses. Check them.



$$\begin{array}{ccccccc} \boxed{} & +3 & \boxed{} & +3 & \boxed{} & = & \boxed{} \\ \boxed{} & +3 & \boxed{} & +3 & \boxed{} & = & \boxed{} \\ \boxed{} & +3 & \boxed{} & +3 & \boxed{} & = & \boxed{} \end{array}$$

b The three towers Waldo built had this many blocks.
Small: _____ Medium: _____ Large: _____

1 Mango circled some numbers on this chart.

1	2	3	4	5	6	7	8	9	10
11	12	13	14	15	16	17	18	19	20
21	22	23	24	25	26	27	28	29	30
31	32	33	34	35	36	37	38	39	40
41	42	43	44	45	46	47	48	49	50

a Circle the next 4 numbers in the pattern.

b What does the pattern look like? _____

2 Let's look at this pattern another way.

Tens	Ones
	5
1	0
1	5

a Write the circled numbers into this chart.

b What are the next 2 numbers in the pattern?

c What is happening in the ones column?







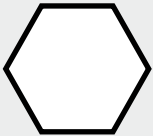



d Circle the numbers which fit into this pattern:

81 85 90 99 100

106 110 175 188 200

e How do you know which numbers to circle?

1 Complete.


Shape	Name	Number of sides	Number of corners	Parallel sides? ✓ or X
				
				
				
				
				
				
				
				
				
				

1 Use items to act out the problem. Find the answer.

I have twelve red apples. You have fourteen green apples.

My friend has three yellow apples.

How many apples altogether? _____




Twenty-two people went on a picnic.

Five left after one hour. Eight left half an hour later.

How many people were left at the end? _____

For my party we had ten balloons,
fifteen party hats, and twelve paper plates.

How many party things in total? _____



There were twenty pears in the fruit bowl.

We ate nine on Monday and seven on Tuesday.

How many pears were left for Wednesday? _____



2 Use play money to act out the problem. Find the answer.

Toy cars cost 60¢ each. Ali wants to buy three.

How much will they cost altogether? _____




Bailey had \$35 for a day at the zoo. The bus ride cost \$4.

The zoo ticket cost \$18. A toy lion cost \$11.

How much money does Bailey have left? _____

For lunch, Linh spent \$1.25 on a drink,
75¢ on an orange, and \$1.50 on a sandwich.

How much did lunch cost in total? _____





Mathseeds

WOO HOO!



You have completed
Week 2!

