

Between Grades K and 1

Reading  
eggs

SUMMIEER

Week 2

Reading Catch-up



Get Ready for  
fun in Grade 1



[www.readingeggs.com](http://www.readingeggs.com)



## Welcome to Week 2

Welcome to Week 2 of your targeted summer literacy program! This program is for students between Kindergarten and Grade 1. It reinforces the learning from Kindergarten and provides the essential skills your child needs to transition successfully into Grade 1.

Over 10 weeks, your child will have the opportunity to engage in fun-filled, online learning activities, based on the **Fast Phonics** program. **Fast Phonics** uses the proven power of systematic synthetic phonics instruction to boost reading skills. It focuses on phonemic awareness and phonics practice.

Each week you'll receive a 20-page booklet. Inside you will find a set of carefully selected activity sheets that will allow your child to revisit, consolidate and build crucial reading and literacy skills. We've packed lots in so your child can enjoy the summer and get excited for Grade 1!

We recommend you follow these simple steps to keep your child learning through the summer whilst still having fun.

- 1 Print the student pages for the week. Ensure your child has pencils and erasers to complete the worksheets.
- 2 Start by setting your child up on **Fast Phonics**. Activities begin at **Peak 2** and allow your child to progress at their own pace.

To reset your child's Peak number to **2** go to the **Family Dashboard**.

- 👉 Click on the **Adjust level** link.
- 👉 Choose the **Fast Phonics** tab and set the **Change Current Lesson** to **Peak 2**.
- 👉 Click on **Change Current Lesson** to place your child correctly.

- 3 Encourage your child to read the recommended books from the **Reading Eggspress** library.
- 4 Once each day's work is complete, fill in the incentive chart. There is also a certificate at the end of the week to celebrate your child's achievement.
- 5 Enjoy the learning. Keep it light.

We know your child will enjoy learning with **Fast Phonics** because it makes learning to read fun – and having fun is what summer is all about!



# Get Ready for Grade 1

## Week 2

### Reading skills focus

- Hear and identify the sounds **m, i, d, n**, and match each sound to a letter.
- Practice breaking a word into its sounds, then blending the sounds to read the word.
- Read the word **the**.

### Online

#### Fast Phonics Peak 2

- Letters and sounds focus: **m, i, d, n**
- Read **CVC i** words.
- Split a word into its sounds for spelling.
- Read high frequency and tricky words – **a, and, did, in, is, it, no, the**
- Fast recall of the words: **and, at, dad, did, in, it, man, map, mat, nap, nip, pan, pin, pip, sad, sap, sat, the, Tim**
- Read a book and answer questions to build comprehension.

### Worksheets

**Day 1:** Letter **Mm**; Letter **Ii**

**Day 2:** Beginning sounds **m, i**; Letter **Dd**


**Day 3:** Letter **Nn**; Beginning sounds **m, i, d, n**

**Day 4:** Sound out. Blend. Read; Making words

**Day 5:** Full circle; Word **the**

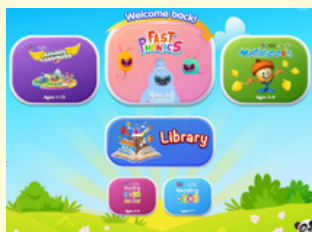
### Bonus pages

- Words
- Captions
- Race through the snow
- Reading record *Tim and the map*



### Additional Reading Eggspress library books




1 Go to Library




2 Search for titles



- *As Mad as a Nit*
  - *Is It?*
  - *Pam and Sam*
- This book covers additional sounds:
- *Big Tom*



Mm



mouse

Mountain



Ii




Iguana



insect

Nn



Nurse



nails

Dd



Dog



dinosaur






# Week 2






Incentive chart for:

Empty rounded rectangular box for student name.

Color each one when you have completed each day's work.


Week 2	Monday	Tuesday	Wednesday	Thursday	Friday
Online Lesson	Peak 2	Peak 2	Peak 2	Peak 2	End of Peak 2 Quiz

Worksheets					
------------	--	--	---	--	--

Day Done!					
-----------	---	---	---	---	---

Notes/thoughts/ideas

Seven horizontal lines for writing notes.



FAST PHONICS

1 Trace and write.



2 Circle every M.

M E M R M  
D M F M Z


Circle every m.


m h m n y  
m k p m m

3 Join Yeti to the m things.



4 Write m on each mushroom.

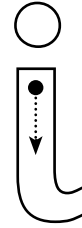
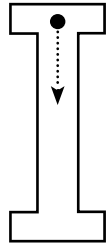




FAST PHONICS



1 Trace and write.




2 Circle every I.

I N I L I  
I T J I V

Circle every i.


i i t i i  
k i l j i

3 Color the picture that begins with i.



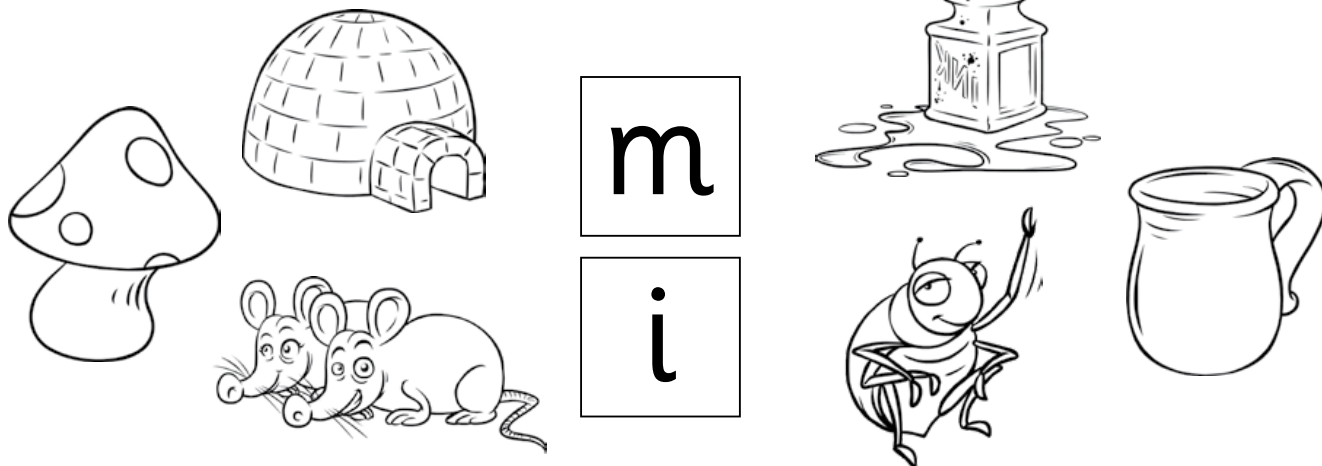
4 Write i under each insect.






**FAST  
PHONICS**

**1** Match each sound to its picture.



**2** Color the first sound for each picture.





**3** Write the first sound for each picture.



Four empty rectangular boxes for writing the first sound of each picture above them.

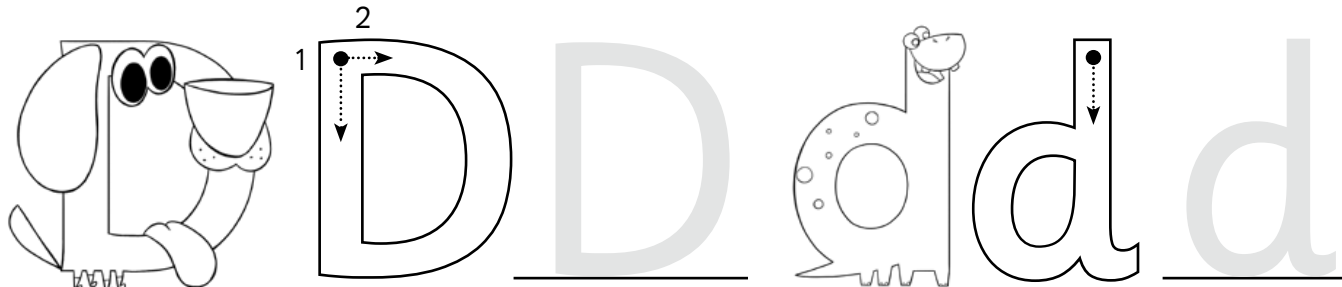







FAST PHONICS


1 Trace and write.



2 Circle every D.




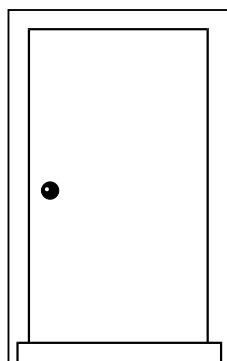
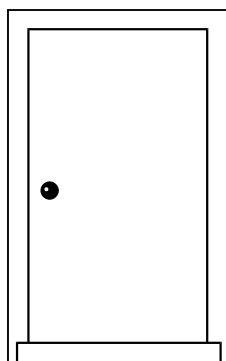
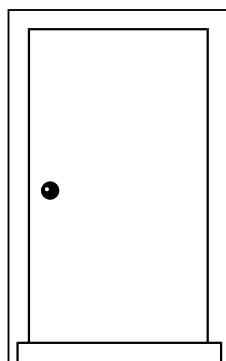
Circle every d.




3 Draw two things that start with d.

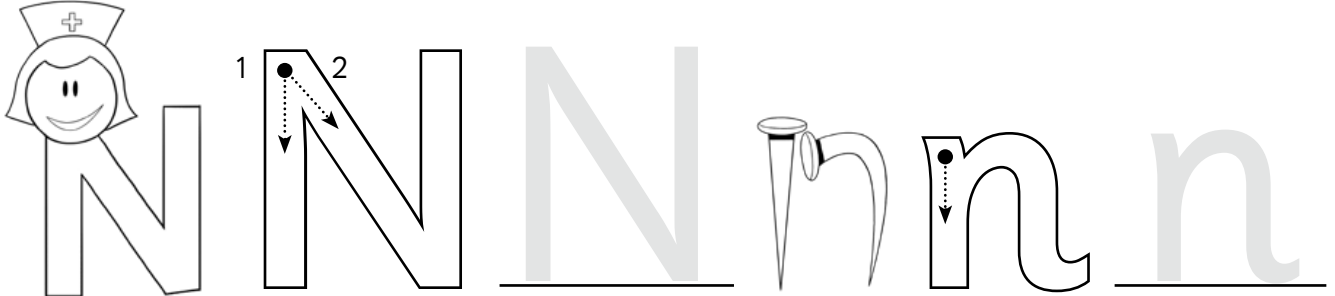


4 Write d on each door.





1 Trace and write.



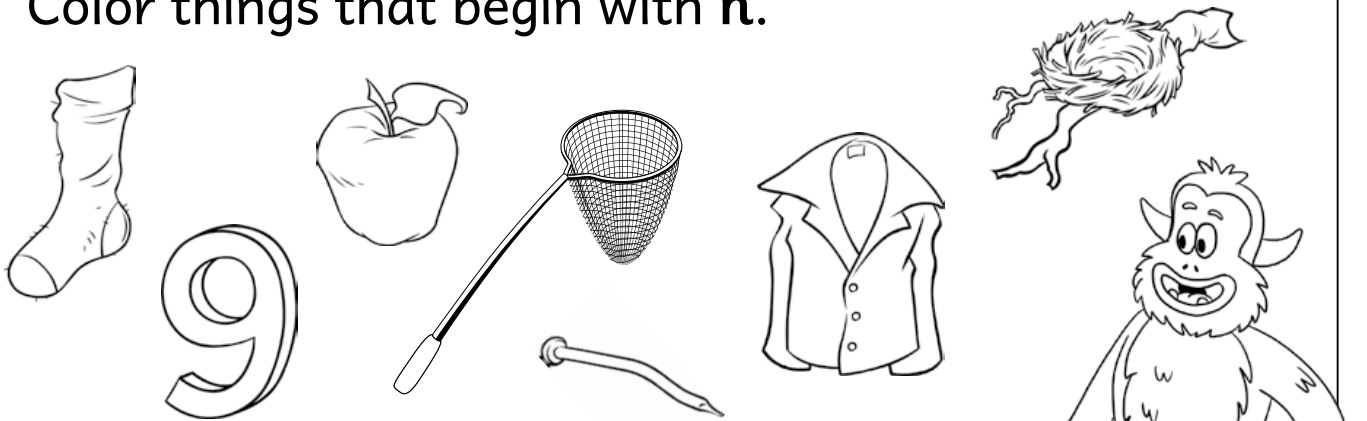
2 Circle every N.

Circle every n.


N N N Z T  
H M J N N


n n h n n  
a n m o r

3 Color things that begin with n.

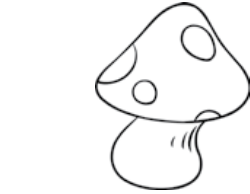


4 Write n in each net.





1 Match each sound to its picture.




d



m



2 Color the first sound for each picture.



m i

m i

m i

m i

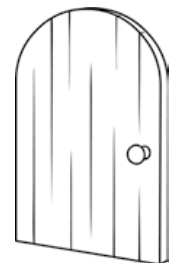
d n

d n

d n

d n

3 Write the first sound for each picture.




[Empty box for writing the first sound of the mice]

[Empty box for writing the first sound of the bee]

[Empty box for writing the first sound of the dog]

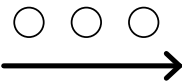
[Empty box for writing the first sound of the door]



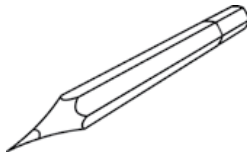
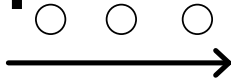


1 Circle the correct picture.


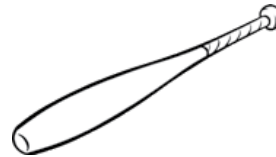
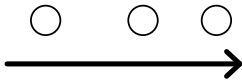
tin



pan



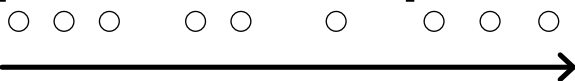
mat



2 Circle the correct words.



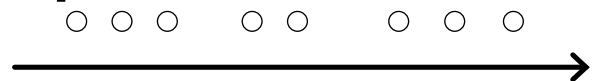
pin in a pan



tap the pin

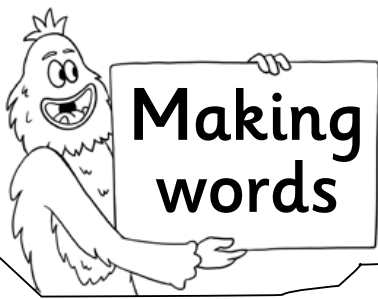


pin in dad



pin the map





Making words

FAST PHONICS

1 Complete each word.




p \_ \_ n



\_ \_ an



\_ \_ ad



m \_ \_ t



\_ \_ ap



\_ \_ in

2 Join the letters. Write the words.



P d i  
s a t

Pat

\_\_\_\_\_



n d m  
T i p

\_\_\_\_\_



i a p  
s t d


\_\_\_\_\_



s a n  
p i d

\_\_\_\_\_





Full circle

FAST PHONICS

Complete the words. Change 1 letter each time.

a p n s t p i

m a p



a p




m a



t p



a n



i p






p n



p i



Word  
**the****FAST  
PHONICS****1** Make a rainbow  word.**t h e****2** Read **the** 3 times.**the****the****the****3** Find **the**.

as	the	it	het	the
the	eth	hat	<i>the</i>	in
am	the	am	tet	at

**4** Write **the**.**t h e t h e**



# Words



# FAST PHONICS



1 Trace the words. Match to a picture.

\_\_\_\_\_

\_\_\_\_\_

\_\_\_\_\_

\_\_\_\_\_

\_\_\_\_\_

\_\_\_\_\_

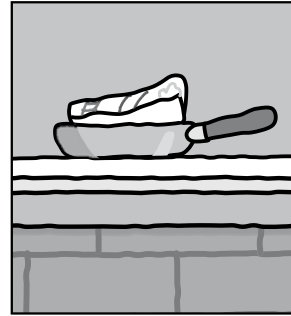
\_\_\_\_\_

\_\_\_\_\_

\_\_\_\_\_

\_\_\_\_\_

\_\_\_\_\_



\_\_\_\_\_

\_\_\_\_\_

\_\_\_\_\_

\_\_\_\_\_

\_\_\_\_\_

\_\_\_\_\_

\_\_\_\_\_

\_\_\_\_\_

\_\_\_\_\_

\_\_\_\_\_

\_\_\_\_\_



\_\_\_\_\_

\_\_\_\_\_

\_\_\_\_\_

\_\_\_\_\_

\_\_\_\_\_

\_\_\_\_\_

\_\_\_\_\_

\_\_\_\_\_

\_\_\_\_\_

\_\_\_\_\_

\_\_\_\_\_



\_\_\_\_\_

\_\_\_\_\_

\_\_\_\_\_

\_\_\_\_\_

\_\_\_\_\_

\_\_\_\_\_


\_\_\_\_\_

\_\_\_\_\_

\_\_\_\_\_

\_\_\_\_\_

\_\_\_\_\_







# Captions




**1** Trace. **2** Read. **3** Draw a picture.

i n a p a n



s i l o n a n d



Game

FAST  
PHONICS


## Race through the snow

You will need: a pencil, a timer, and a partner.

### How to play

- 1 How many words can you read out loud in 1 minute?  
Get your partner to time you.
- 2 Start from Yeti. Finish at Furball.
- 3 Cross out each word you can read. (~~and~~)

**START**



sad

pit

a

did

tan

as

and

nap

it

an

tap


am

is

in

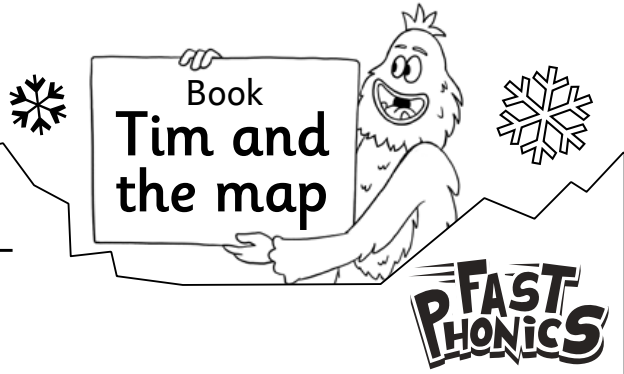
at

**FINISH**




I read \_\_\_\_\_ words.

# WEEK 2 • BONUS READING RECORD



Name \_\_\_\_\_

Age \_\_\_\_\_

Page	Text	Errors	Self-correction Meaning/structure/visual clues
2	Tim is a man.		
3	Tim and the map.		
4	Tap, tap, tap.		
5	The pin is in the map.		
6	Is the pin in the map? No.		
7	The pin is in the mat.		
8	The map is in the pan.		
9	Dad sat. The pin is in Dad!		
		<b>Results</b>	

❄️ Additional comments/observations

---



---



---

Signed \_\_\_\_\_ Date \_\_\_\_\_



# WOO HOO!

You're at  
the end of  
Week 2!



[www.readingeggs.com](http://www.readingeggs.com)