

Between Grades Pre K and K

Reading



SUMMEREER

Week 2

Reading Catch-up



Get Ready for
Kindergarten!

Ss



Welcome to Week 2

Welcome to Week 2 of your targeted summer literacy program!

This program is for students between Pre-Kindergarten and Kindergarten. It reinforces the learning from Kindergarten and provides the essential skills your child needs to transition successfully into Kindergarten.

Over 10 weeks, your child will have the opportunity to engage in fun-filled, online learning activities, based on the **Reading Eggs** program. **Reading Eggs** uses the proven power of systematic synthetic phonics instruction to boost reading skills. It focuses on phonemic awareness and phonics practice.

Each week you'll receive a 20-page booklet. Inside you will find a set of carefully selected activity sheets that will allow your child to revisit, consolidate and build crucial reading and literacy skills. We've packed lots in so your child can enjoy the summer and get excited for Kindergarten!

We recommend you follow these simple steps to keep your child learning through the summer whilst still having fun.

- 1 Print the student pages for the week. Ensure your child has pencils and erasers to complete the worksheets.
- 2 Start by setting your child up on the online **Reading Eggs** program. Activities begin at **Lesson 2** and allow your child to progress at their own pace.
- 3 Encourage your child to read the recommended books from the **Reading Eggs** library.
- 4 Once each day's work is complete, fill in the incentive chart. There is also a certificate at the end of the week to celebrate your child's achievement.
- 5 Enjoy the learning. Keep it light.

We know your child will enjoy learning with **Reading Eggs** because it makes learning to read fun – and having fun is what summer is all about!



Welcome to Kindergarten

Week 2

Reading skills focus

- Hear and identify the sound **s**, and match to letters **S** and **s**.
- Identify words that begin with **s**.
- Write letter **s**.
- Build vocabulary.
- Listen to a book and read along.



Online

Reading Eggs Lesson 2

- Letters and sounds focus: **Ss**
- Identify the sound **s** in isolation, and in words.
- Write the letter **s**.
- Recognize **s** in different fonts in upper and lower case.
- Build vocabulary skills by matching pictures to spoken and written words.
- Listen to, follow the reading and read along with a book – **Reading Eggs Alphabet book 's'**

Additional activities

Reading Eggs Songs

#3 Sam's Scare

Reading Eggs Playroom

- Alphabet Activities: book and letter activities
- Bookshelf Songbook: Alphabet song, Incy Wincy Spider
- Puzzle Table: Swap Parts, Shape puzzle

Reading Eggs Junior Books



Alphabet I Spy: Ss



Reggie and Friends: School



Find It: Summer



Splinter the Cat: Meeting Splinter



Videos

Heidi Songs: The S Song

Reggie's Sing Along: Skip to my Lou

The Eggles: Snow

Animal Alphabet: Seagulls and Snails

Reggie's Boxes: Letter S; Let's Make Something – Paper Plate Snake

Erple and Gweem: Sorry

Activities

Memory

Worksheets

Day 1: Make letter **s**; The letter **s**

Day 2: I spy ... **S**; Letter **Ss** maze

Day 3: Track and trace **Ss**; Handwriting **Ss**

Day 4: Initial sounds **Ss**; Letters and sounds **s**

Day 5: Check **Ss**; Letter **S** puzzle

Bonus pages

- **Ss** certificate
- Track and Trace **Ss**
- I know ... letter **Ss**
- Sequencing
- Read a book - **s**



Additional Reading Eggspress library books

- *S is for sock*
- *Silly seagulls*
- *Snake Supper*
- *Quiggle Sees Snow*













Week 2




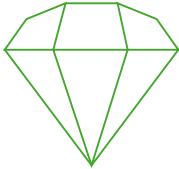

Incentive chart for:

[Empty rounded rectangular box for student name]

Color each one when you have completed each day's work.

Week 2	Monday	Tuesday	Wednesday	Thursday	Friday
Online Lesson	Lesson 2 Ss 	Lesson 2 Ss 	Lesson 2 Ss 	Lesson 2 Ss 	Lesson 2 Ss 

Worksheets					
------------	--	--	---	--	--


Day Done!					
-----------	---	---	--	---	---

Notes/thoughts/ideas


[Lined area for notes/thoughts/ideas]

Make letter s

- 1 Use playdough to make letter **s**.
- 2 Decorate letter **s** using pencils, crayons, paint, stickers, or collage.
- 3 Decorate the page with pictures or drawings of things that start with the sound **s**.



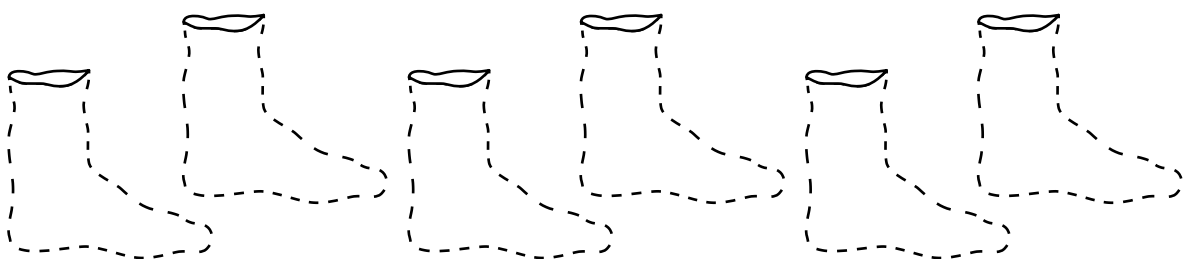
1 Say the letter sound.



SSSSS

2 Color things that begin with s.

3 Draw six socks.



I spy things beginning with

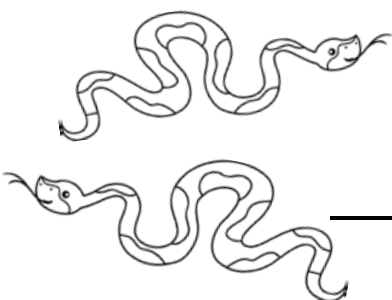


Follow and color the letter **S** and **s** to solve the maze.

START


U	G	s	s	S	s	s	l	L	l	b
a	g	l	L	l	L	S	l	R	l	m
W	G	g	d	B	l	s	s	S	s	S
M	s	s	S	j	l	L	l	B	l	s
Z	S	E	s	s	S	s	S	s	S	s
A	s	g	K	a	o	p	l	l	L	n
Q	s	S	s	l	U	w	L	g	z	I
X	l	f	S	s	S	s	S	m	p	u
j	L	l	e	r	A	N	s	p	f	F
R	e	L	l	l	S	s	S	K	y	k

FINISH





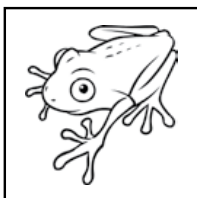




_____nakes








I know the letter



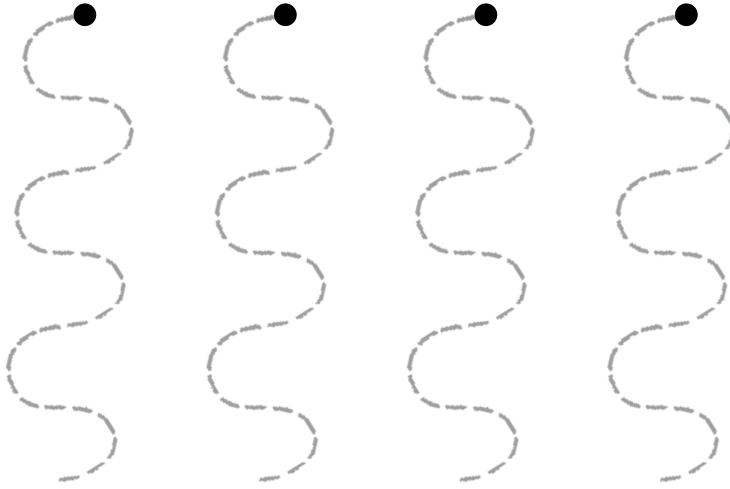
- 1 Say the sound s.
- 2 Track with your finger.
- 3 Circle the pictures that start with s.





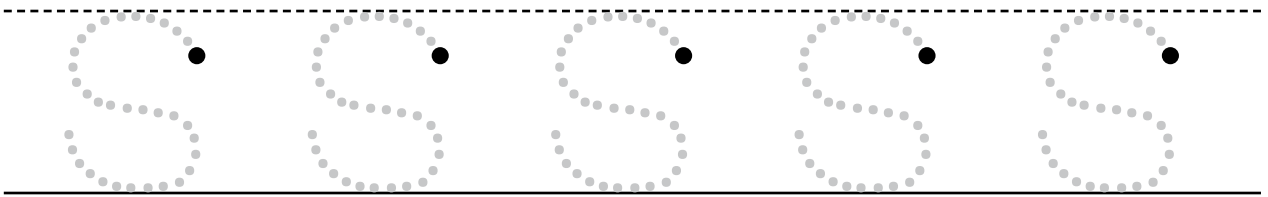
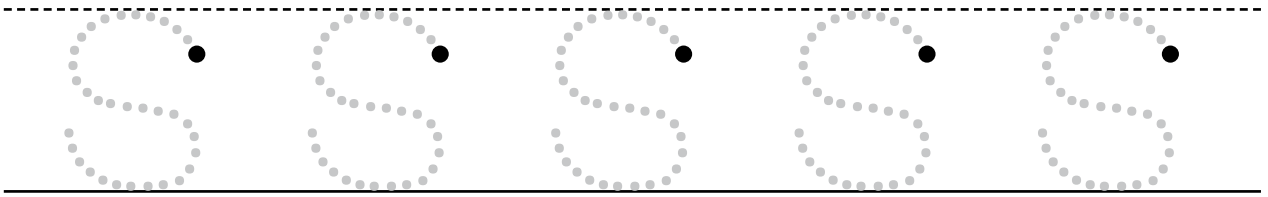
- 4 Say the sound S.
- 5 Track with your pencil.
- 6 Circle the pictures that start with S.



1 Follow Sunny snail's trails.



2 Trace and write.



Circle your best letter.

1 Add s. Read the word.




 s un



 ock



 ix



 andwich



 nake



 nail

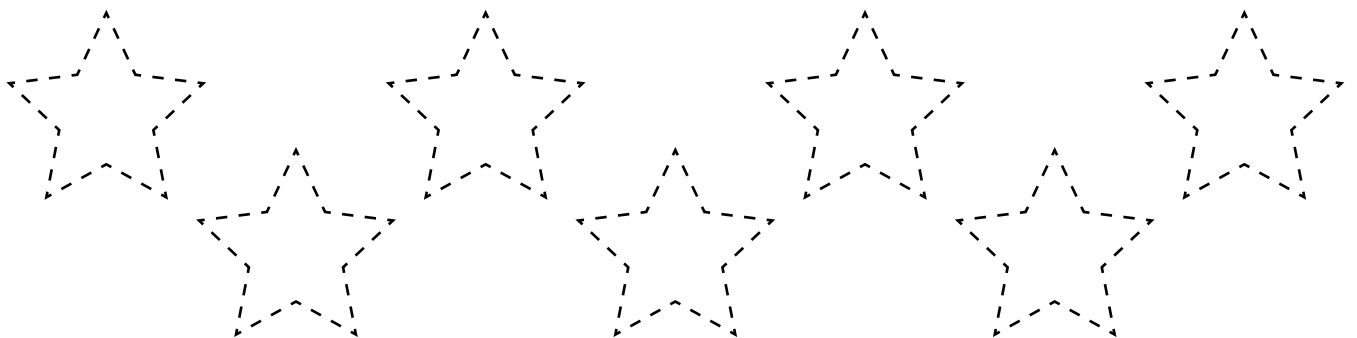


 tar



 poon


2 Draw seven stars.



- 1 Say each picture's name. What sound does it start with?
- 2 Circle the matching letter.



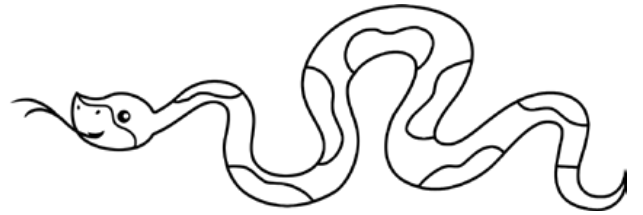
p	s	v
---	---	---



x	s	a
---	---	---



n	m	s
---	---	---



s	i	c
---	---	---

3 Match.

4 Match.


S

S	F	V
---	---	---

s

p	s	q
---	---	---

1 Color things that begin with s.



2 Circle every S.

S	C	t	C	S
T	S	G	S	U

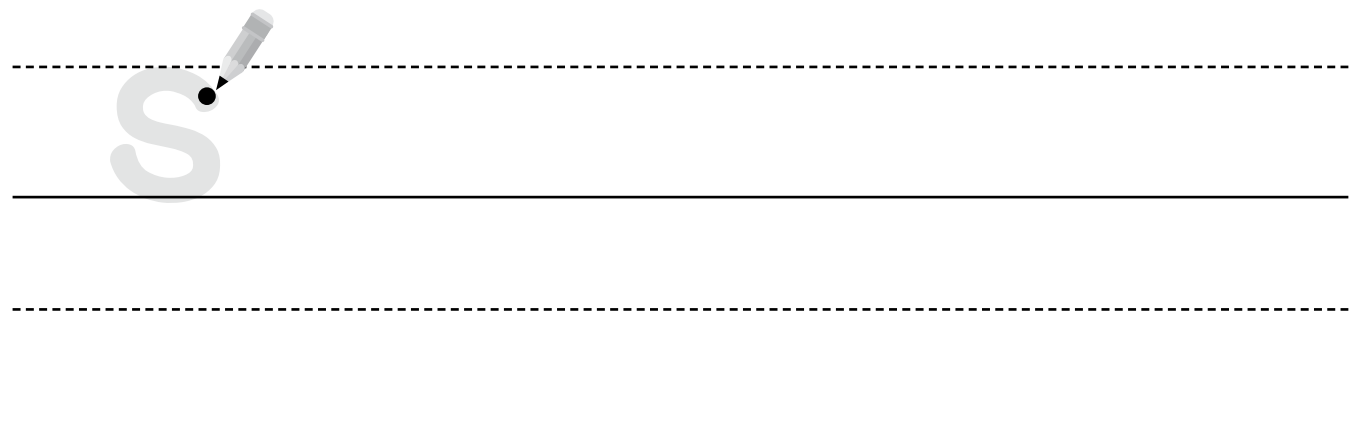
How many? _____

Circle every s.

s	s	d	c	s
a	r	b	s	y


How many? _____

3 Write the letter s.




Letter S puzzle

- 1 Say each picture's name. What sound does it start with?
- 2 Cut out the puzzle pieces.
- 3 Match the pieces to make letter **S**.






6



You have

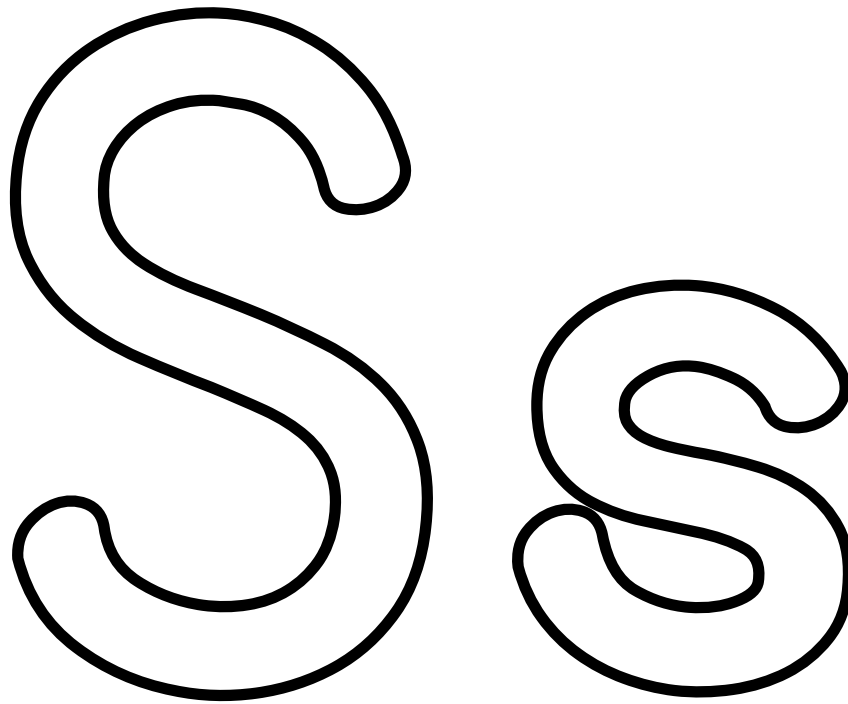
Superstar status

with the letter **S**.



- 1 Track with your finger.
- 2 Trace with colored crayons.
- 3 Say the sound s.

A B C D E F G H I J K L M N O P Q R **S** T U V W X Y Z





Snake




socks

sun

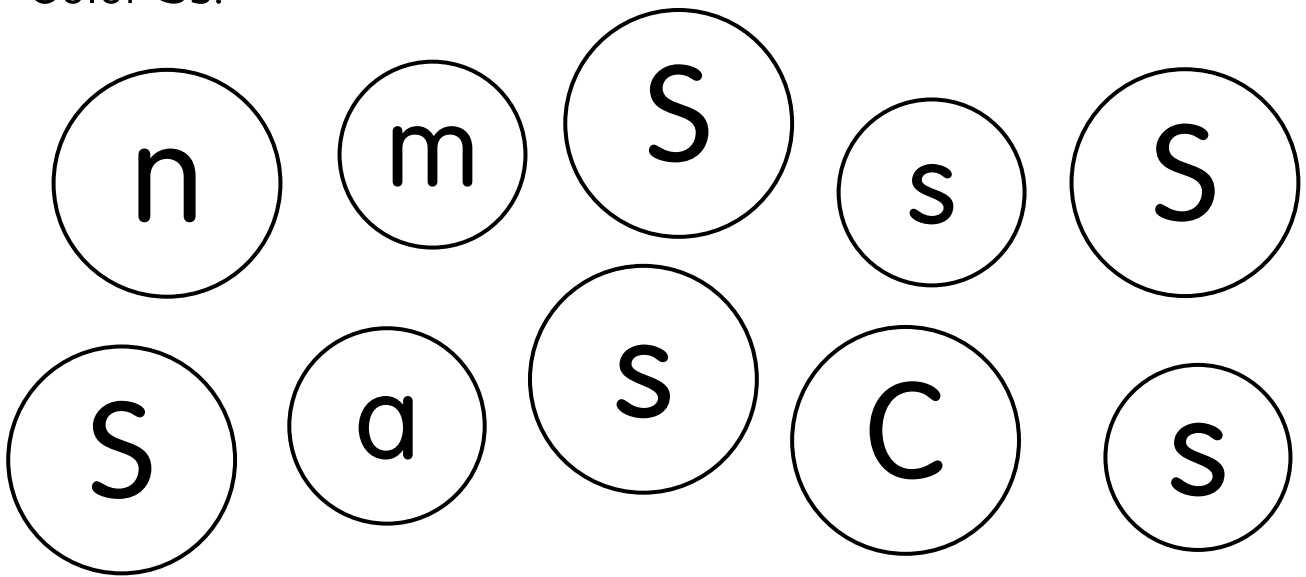


a b c d e f g h i j k l m n o p q r **S** t u v w x y z

1 Trace.




2 Color Ss.



3 Complete.



_____nake



_____un

Sequencing


- 1 Say the rhyme *Jack and Jill*.
- 2 Cut out the pictures. Glue them in the correct order.


1

2

3

4





- 1 Read the book.
- 2 Complete the activities.

Activity 1

Write an s each time you read the book.

I read s _____ times!

Activity 2

Draw an s with your finger each time you hear the letter.

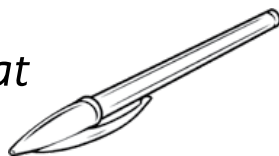


I counted _____ s words.

Activity 3

Draw something that you eat that starts with s.

I know words that start with s.





Activity 4

Make the letter s using playdough.



I can read the letter s!

Trace.



Reading

eggs

Success!

