

Between Grades K and 1

Reading



SUMMIEER

Week 3

Reading Catch-up



Get Ready for
fun in Grade 1



www.readingeggs.com



Welcome to Week 3

Welcome to Week 3 of your targeted summer literacy program! This program is for students between Kindergarten and Grade 1. It reinforces the learning from Kindergarten and provides the essential skills your child needs to transition successfully into Grade 1.

Over 10 weeks, your child will have the opportunity to engage in fun-filled, online learning activities, based on the **Fast Phonics** program. **Fast Phonics** uses the proven power of systematic synthetic phonics instruction to boost reading skills. It focuses on phonemic awareness and phonics practice.

Each week you'll receive a 20-page booklet. Inside you will find a set of carefully selected activity sheets that will allow your child to revisit, consolidate and build crucial reading and literacy skills. We've packed lots in so your child can enjoy the summer and get excited for Grade 1!

We recommend you follow these simple steps to keep your child learning through the summer whilst still having fun.

- 1 Print the student pages for the week. Ensure your child has pencils and erasers to complete the worksheets.
- 2 Start by setting your child up on **Fast Phonics**. Activities begin at **Peak 3** and allow your child to progress at their own pace.

To reset your child's Peak number to **3** go to the **Family Dashboard**.

- ➡ Click on the **Adjust level** link.
- ➡ Choose the **Fast Phonics** tab and set the **Change Current Lesson** to **Peak 3**.
- ➡ Click on **Change Current Lesson** to place your child correctly.

- 3 Encourage your child to read the recommended books from the **Reading Eggspress** library.
- 4 Once each day's work is complete, fill in the incentive chart. There is also a certificate at the end of the week to celebrate your child's achievement.
- 5 Enjoy the learning. Keep it light.

We know your child will enjoy learning with **Fast Phonics** because it makes learning to read fun – and having fun is what summer is all about!



Get Ready for Grade 1

Week 3

Reading skills focus

- Hear and identify the sounds **g, o, c, k, ck**, and match each sound to a letter.
- Practice breaking a word into its sounds, then blend the sounds to read the word.
- Revise the word **and**.

Online

Fast Phonics Peak 3

- Letters and sounds focus: **g, o, c, k, ck**
- Read **CVC o** words.
- Split a word into its sounds for spelling.
- Read high frequency and tricky words – **can, go, got, not, on, to**
- Fast recall of the words: **cat, dog, dot, map, mop, no, pig, pop, pot, sack, sock, tin**
- Read a book and answer questions to build comprehension.

Worksheets

Day 1: Letter **Gg**; Letter **Oo**

Day 2: Beginning sounds; Letter **Cc**


Day 3: Letter **Kk**; Ending sound **ck**

Day 4: Sound out. Blend. Read.; Making words

Day 5: Real or not?; Word **and**

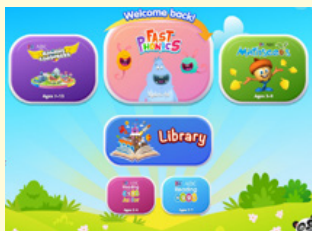
Bonus pages

- Words
- Captions
- I spy!
- Reading record *Sam can*



Additional Reading Eggspress library books


1 Go to Library



2 Search for titles



- *Can Dom Tip Tom?*
 - *The Cup*
 - *On the Hill*
 - *Can I Go?*
- These books cover additional sounds:



Week 3 • Sound Chart

Gg




Goat



girl

Oo

orange



Octopus

Cc




Cat

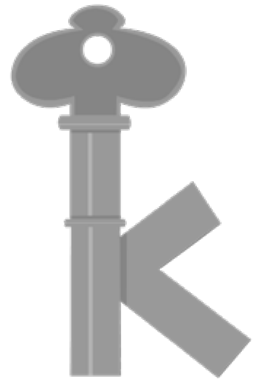


caterpillar

Kk



Kangaroo








key






Week 3

Incentive chart for:


Color each one when you have completed each day's work.

Week 3	Monday	Tuesday	Wednesday	Thursday	Friday
Online Lesson	Peak 3	Peak 3	Peak 3	Peak 3	End of Peak 3 Quiz

Worksheets					
------------	--	--	---	--	--


Day Done!					
-----------	---	---	---	---	---

Notes/thoughts/ideas



FAST PHONICS

1 Trace and write.



2 Circle every G.

Circle every g.

G D G G C
G C G Q G


g g g y g
j b g a g

3 Color things that begin with g.

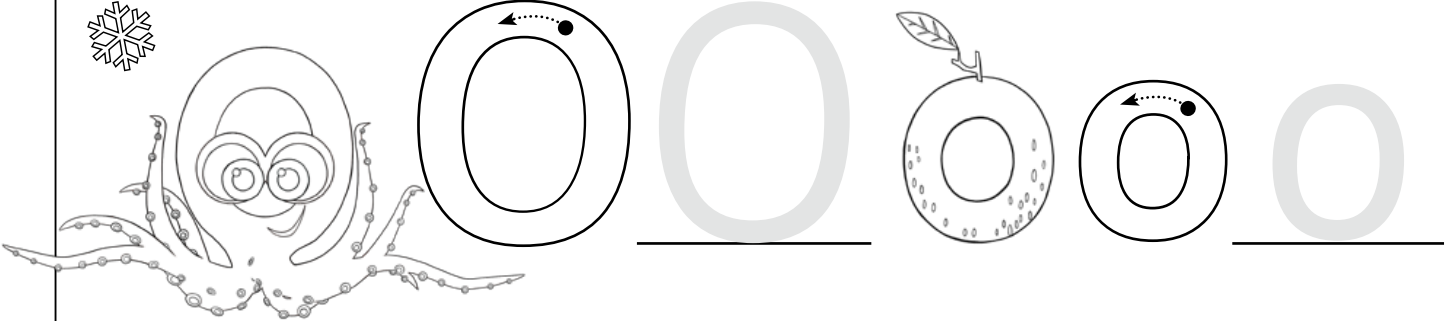


4 Write g in each glove.





1 Trace and write.



2 Circle every O.

O P C O O
O I D Q U


Circle every o.


o o a o e
b o c p o

3 Loop over to the orange.



4 Color the things that begin with o.

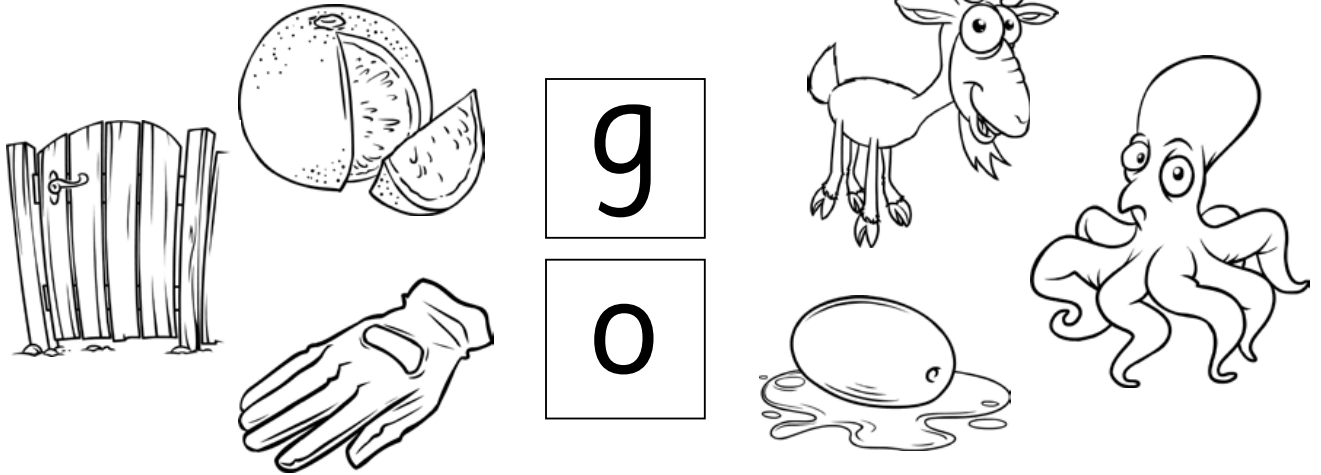




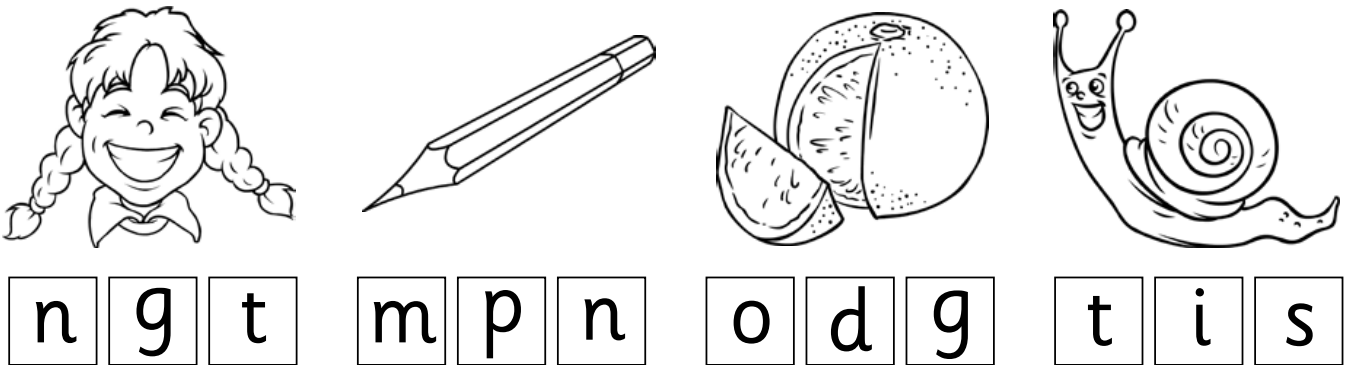
Beginning sounds

FAST PHONICS


1 Match each sound to its picture.




2 Color the first sound.



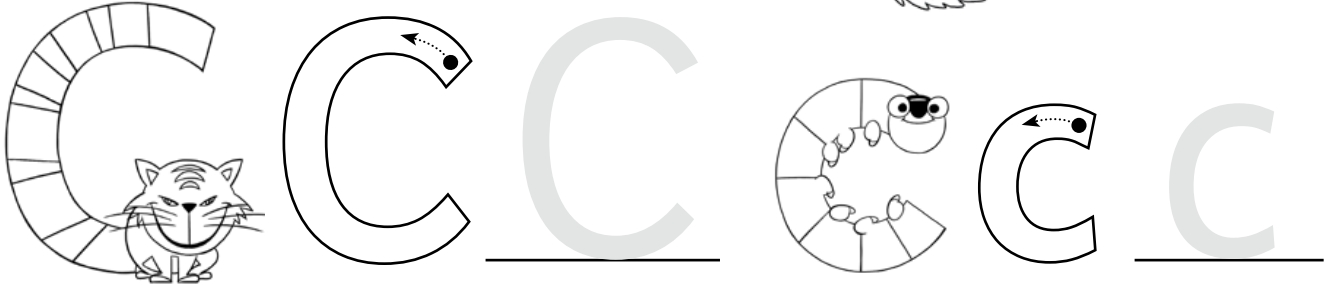
3 Write the beginning sound.



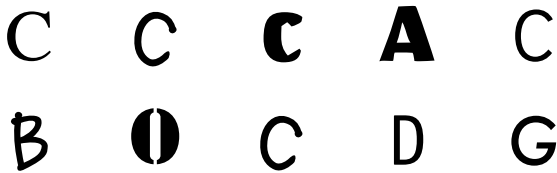


FAST PHONICS


1 Trace and write.




2 Circle every C.




Circle every c.




3 Match pictures that begin with c.




4 Write c on each cookie.



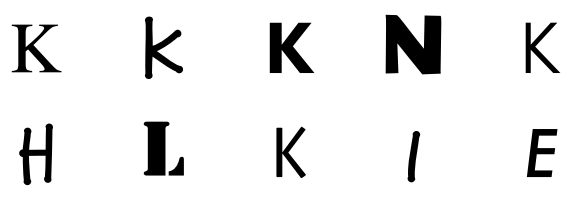


FAST PHONICS

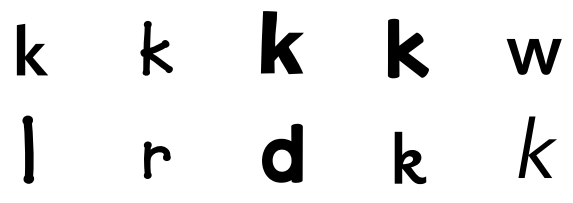
1 Trace and write.




2 Circle every K.




Circle every k.





3 Give each koala a kite.




4 Color the k keys.






FAST PHONICS

1 Match each ending sound to its picture.




ck



n



2 Color the ending sound.



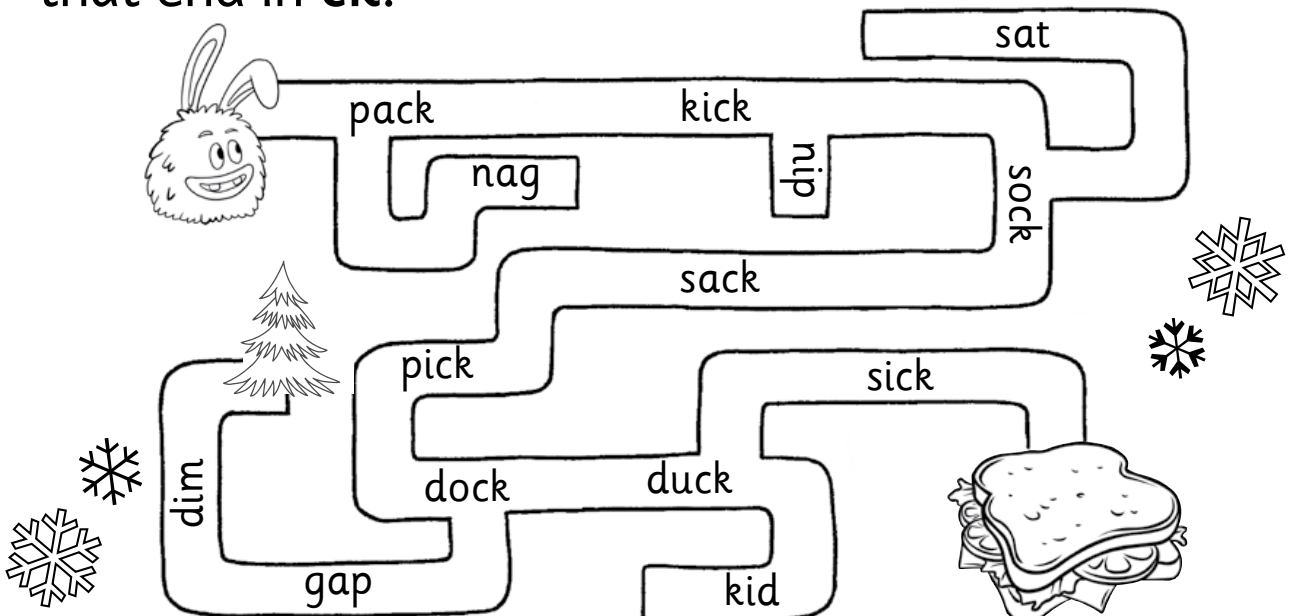
ck g t


m p ck

c p g

ck m n

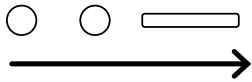
3 Help the Furball get to the snack. Join all the words that end in **ck**.



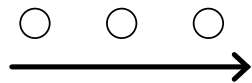


1 Circle the correct picture.


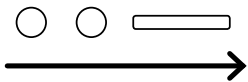
sack



Sam



kick



2 Circle the correct words.



Sam got a dog.



Sam is sad.



Sam got a top.



A dog and a cat.





Making words



1 Complete each word. Match to its picture. o k ck t



ma_____


so_____



_____ ick




d_____g



2 Say the name of each picture. Color its beginning, middle, and ending sound. Write the word.




t p i a ck n _____



n k e a t p _____



m s a o ck c _____



1 Join the real words to Yeti.

pick

kid

cag



tick

ock

mig



2 Color the real word for each picture.



top

cas

sik

tas


cip

sock

toc

cap


sot



Word
and

**FAST
PHONICS**

1 Make a rainbow  word.




and

2 Read **and** 3 times.

and

and

and



3 Find **and**.

at	and	the	as	and
am	not	and	an	am
and	as	can	and	it

4 Write.

and and



Words



FAST PHONICS



1 Trace the words. Match to a picture.

dog



cup



sax



kick





Captions




1 Trace. **2** Read. **3** Draw a picture.

put a dog



knit a cap



Game



I spy!

You will need: a pencil, a partner, and a copy of this sheet.

How to play

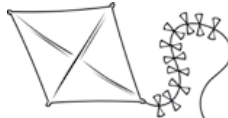
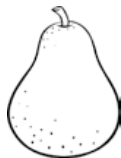

- 1 Look at the pictures. Who can be the first person to find 3 things that start with **d**?
- 2 Cross off each picture as you find them.
- 3 Repeat for each of the sounds below.
- 4 The fastest person to find 3 things wins!



1




2




3



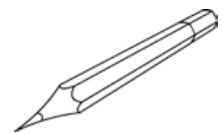
4




5



6



WEEK 3 • BONUS READING RECORD



Name _____

Age _____


Page	Text	Errors	Self-correction Meaning/structure/visual clues
2	Sam is sad.		
3	Sam got a map on a mat.		
4	Sam got a tin and a top.		
5	Sam got a pot and a pan.		
6	Sam got the pot to go pop, pop, pop!		
7	Sam got a dog and a cat.		
8	Sam sat on the mat.		
9	Sam is not sad!		
		Results	

❄️ Additional comments/observations

Signed _____ Date _____



YIPPEE!



**You're
done with
Week 3!**



www.readingeggs.com