

Between Grades Pre K and K

Reading  
eggs

SUMMIEIR

Week 3

Reading Catch-up



Get Ready for  
Kindergarten!



Ii

[www.readingeggs.com](http://www.readingeggs.com)



## Welcome to Week 3

Welcome to Week 3 of your targeted summer literacy program!

This program is for students between Pre-Kindergarten and Kindergarten. It reinforces the learning from Kindergarten and provides the essential skills your child needs to transition successfully into Kindergarten.

Over 10 weeks, your child will have the opportunity to engage in fun-filled, online learning activities, based on the **Reading Eggs** program. **Reading Eggs** uses the proven power of systematic synthetic phonics instruction to boost reading skills. It focuses on phonemic awareness and phonics practice.

Each week you'll receive a 20-page booklet. Inside you will find a set of carefully selected activity sheets that will allow your child to revisit, consolidate and build crucial reading and literacy skills. We've packed lots in so your child can enjoy the summer and get excited for Kindergarten!

We recommend you follow these simple steps to keep your child learning through the summer whilst still having fun.

- 1 Print the student pages for the week. Ensure your child has pencils and erasers to complete the worksheets.
- 2 Start by setting your child up on the online **Reading Eggs** program. Activities begin at **Lesson 3** and allow your child to progress at their own pace.
- 3 Encourage your child to read the recommended books from the **Reading Eggs** library.
- 4 Once each day's work is complete, fill in the incentive chart. There is also a certificate at the end of the week to celebrate your child's achievement.
- 5 Enjoy the learning. Keep it light.

We know your child will enjoy learning with **Reading Eggs** because it makes learning to read fun – and having fun is what summer is all about!



# Welcome to Kindergarten

## Week 3

### Reading skills focus

- Identify the words **I** and **am**.
- Hear and identify the sound **i**, and match to letters **I** and **i**.
- Identify words that begin with **i**.
- Write letter **i**, and the word **I**.
- Build vocabulary.
- Listen to a book and read along.



### Online

#### Reading Eggs Lesson 3

- Letters and sounds focus: **I i**
- Identify the words **I** and **am**.
- Write the letters **I** and **i**.
- Recognize **I** and **i** in different fonts in upper and lower case.
- Blend sounds to read words.
- Build vocabulary skills by matching pictures to spoken and written words.
- Listen to, follow the reading and read along with a book – **Reading Eggs Alphabet book 'i'**

#### Additional activities

#### Reading Eggs Songs

#4 I am, I am, I am, and #5 I can fly!

#### Reading Eggs Playroom

- Alphabet Activities: Book and letter activities
- Bookshelf Songbook: Incy Wincy Spider
- Play Kitchen: Ice cream

### Reading Eggs Junior

#### Books

-  **Alphabet:**  
*What begins with li?*
-  **Catty Jane:**  
*Catty Jane's New Bike*
-  **Axel and Daisy Boo:**  
*Daisy Boo doesn't want to*
-  **High Five:**  
*If Ever I Meet a Dragon*



#### Videos

**Heidi Songs:** The I Song  
**Reggie's Karaoke:** BINGO  
**Nursery Rhymes:** 1-2-3-4-5

#### Activities

Jigsaw Puzzles, Memory

### Worksheets

- Day 1:** Make letter **i**; Phonemic awareness **li**
- Day 2:** I spy...**i**; Letter **li** maze
- Day 3:** Track and trace **li**; Handwriting **li**
- Day 4:** Initial sounds **li**; Letters and sounds **i**
- Day 5:** The word **I**; Letter **I** puzzle


### Bonus pages

- **li** certificate
- Track and Trace **li**
- I know ... letter **li**
- Match the sounds
- Read a book - **i**



### Additional Reading Eggspress library books

- *I is for ice cream*
- *Icky insects*
- *I am a clown*
- *"No I will not!"*
- *Quiggle flies in*













# Week 3




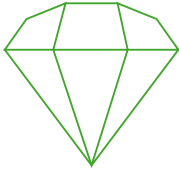

## Incentive chart for:

[Empty rounded rectangular box for student name]

Color each one when you have completed each day's work.

Week 3	Monday	Tuesday	Wednesday	Thursday	Friday
Online Lesson					

Worksheets					
------------	--	--	---	--	--

Day Done!					
-----------	---	---	--	---	---

### Notes/thoughts/ideas

---

---

---

---

---

---

---


---

---


---

# Make letter i

- 1 Use playdough to make letter **i**.
- 2 Decorate letter **i** using pencils, crayons, paint, stickers, or collage.
- 3 Decorate the page with pictures or drawings of things that start with the sound **i**.



1 Say the letter sound.



2 Circle the thing in each row that begins with i. Color them.




I spy things beginning with



Follow and color the letter **I** and **i** to solve the maze.

**START**

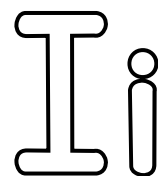
I	i	I	i	i	I	i	W	O	c	Q
r	A	c	A	d	f	i	x	z	Q	m
m	I	i	I	i	c	I	i	D	G	P
S	i	d	d	i	k	C	I	X	U	p
o	i	W	s	I	i	I	i	e	E	M
v	I	B	b	L	u	d	H	a	a	n
h	i	i	I	i	i	D	v	o	l	m
x	D	a	Z	C	I	i	I	i	I	l
C	Z	S	o	c	E	r	C	l	i	S
N	a	Q	p	W	r	e	c	A	i	J

**FINISH**



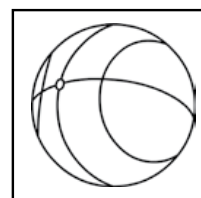


\_\_\_\_\_ ice cream

I know the letter

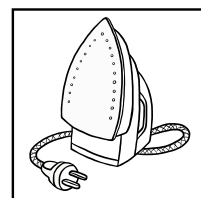
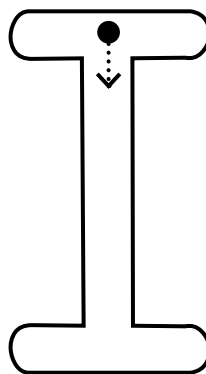

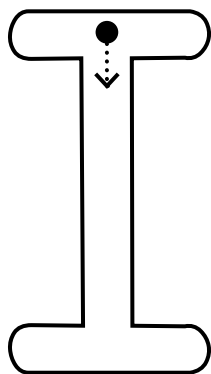




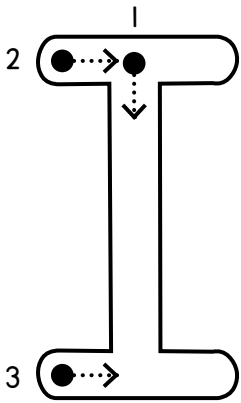
- 1 Say the sound i.
- 2 Track with your finger.
- 3 Circle the pictures that start with i.



- 4 Say the sound I.
- 5 Track with your pencil.
- 6 Circle the pictures that start with I.



1 Trace and write.



2 Circle every I.

I N I L I  
I T F I V

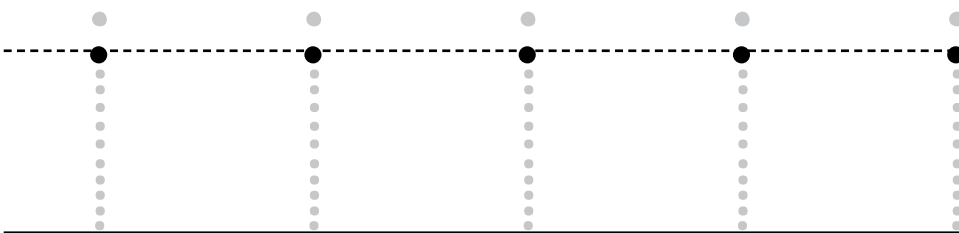
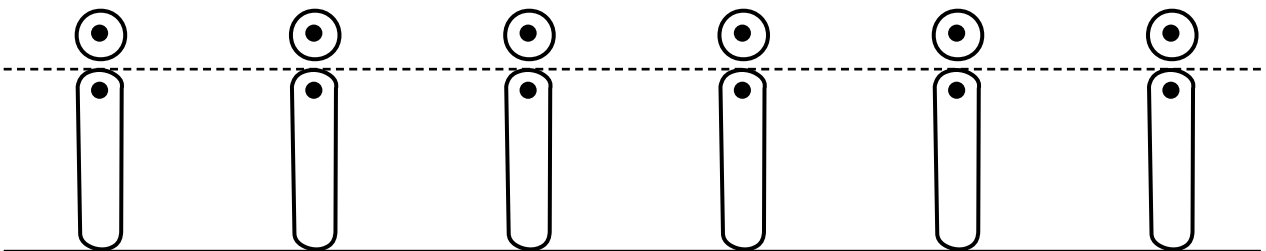
How many? \_\_\_\_

Circle every i.

i t h i i  
e i k l i

How many? \_\_\_\_

3 Trace.



Circle your best letter.

1 Add i. Read the word.



     i      nk




     nsects



     tch



     nternet



     ce



     ce cream

2 Draw more insects on the icy igloo.


Insects on  
an icy igloo



- 1 Say each picture's name. What sound does it start with?
- 2 Circle the matching letter.



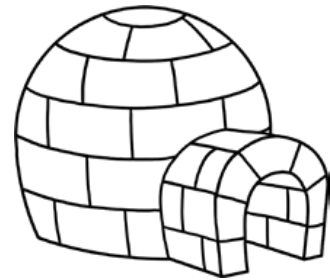
b	v	i
---	---	---



s	i	h
---	---	---



i	l	n
---	---	---



u	y	i
---	---	---

3 Match.

4 Match.

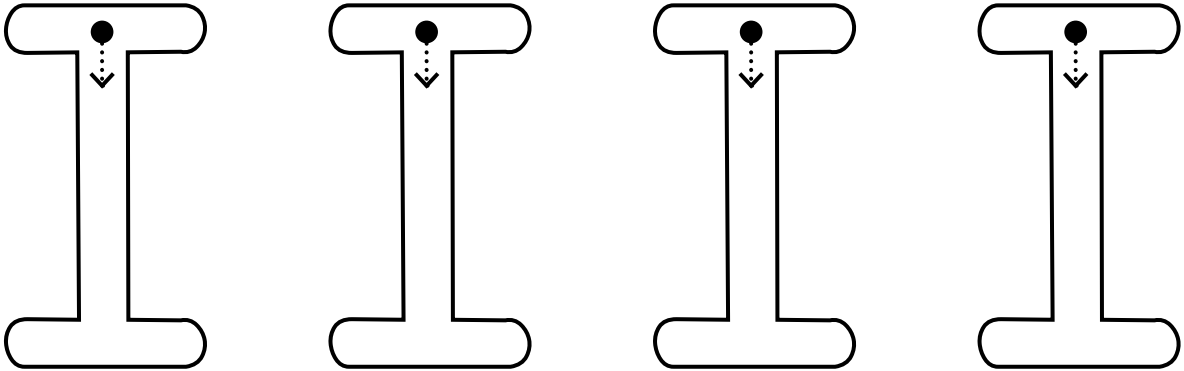
I

O	Z	I
---	---	---

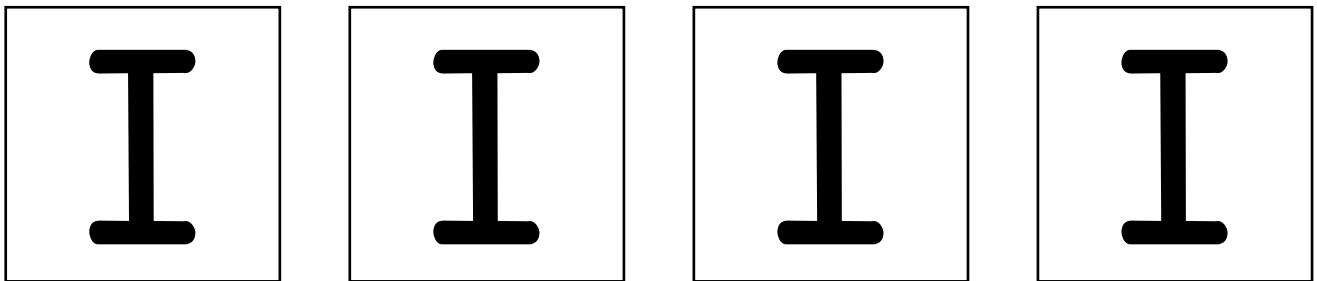
i

t	e	i
---	---	---

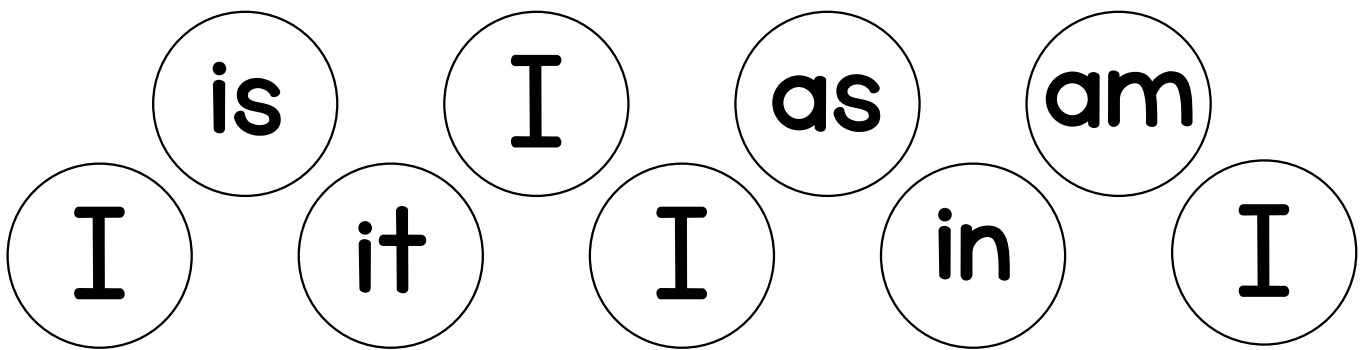
1 Track with colored pencils.



2 Read the word I.

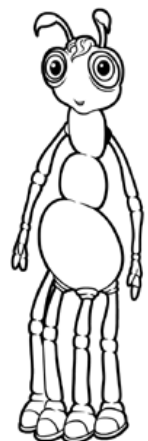


3 Color the word I.




4 Trace.

I am Sam.



# Letter I puzzle

- 1 Say each picture's name. What sound does it start with?
- 2 Cut out the puzzle pieces.
- 3 Match the pieces to make letter **I**.









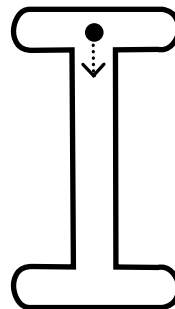
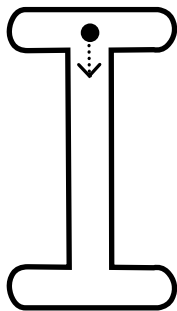


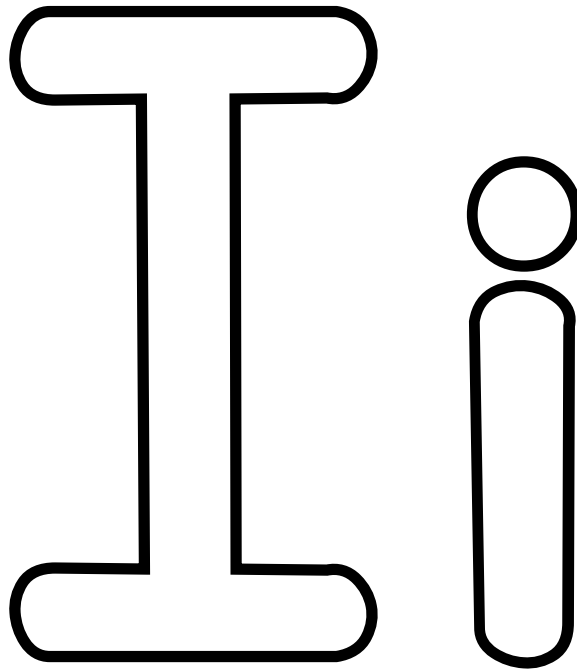
**Impressive!**

That's **incredible** work  
with the letter **I**.



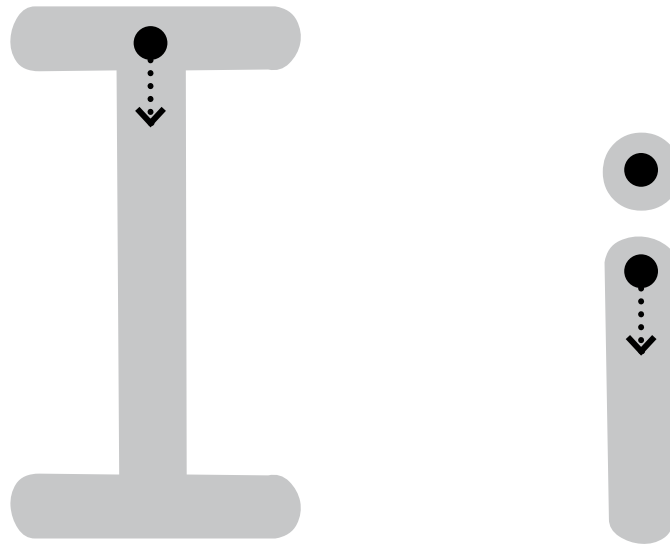
- 1 Track with your finger.
- 2 Trace with colored crayons.
- 3 Say the sound i.

A B C D E F G H **I** J K L M N O P Q R S T U V W X Y Z




a b c d e f g h **i** j k l m n o p q r s t u v w x y z


1 Trace.



2 Color Ii.



3 Complete.











\_\_\_\_\_ gloo




\_\_\_\_\_ nsect

# Match the sounds

- 1 Cut out the pictures at the bottom of the page.
- 2 Match the pictures to the same beginning sound.





- 1 Read the book.
- 2 Complete the activities.

### Activity 1


Color an insect each time you read the book.



*I read i \_\_\_\_\_ times!*

### Activity 2

Clap each word as you read.

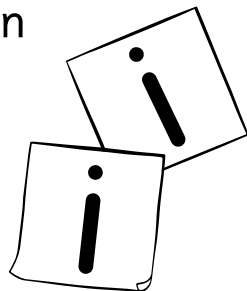


*I counted \_\_\_\_\_ i words.*

### Activity 3

Label two *i* items in your home.

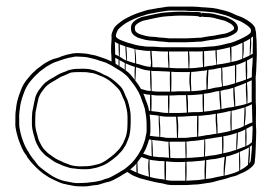
*I know words that start with i.*




### Activity 4

Put a colored counter on every *i*.

*I can read the letter i!*



Trace.



Reading

eggs

# Brilliant!



You are  
ready for  
Week 4!

[www.readingeggs.com](http://www.readingeggs.com)