

Between Grades Pre K and K

Reading




SUMMER

Week 5

Reading Catch-up

Get Ready for Kindergarten!



Aa



## Welcome to Week 5

Welcome to Week 5 of your targeted summer literacy program!

This program is for students between Pre-Kindergarten and Kindergarten. It reinforces the learning from Kindergarten and provides the essential skills your child needs to transition successfully into Kindergarten.

Over 10 weeks, your child will have the opportunity to engage in fun-filled, online learning activities, based on the **Reading Eggs** program. **Reading Eggs** uses the proven power of systematic synthetic phonics instruction to boost reading skills. It focuses on phonemic awareness and phonics practice.

Each week you'll receive a 20-page booklet. Inside you will find a set of carefully selected activity sheets that will allow your child to revisit, consolidate and build crucial reading and literacy skills. We've packed lots in so your child can enjoy the summer and get excited for Kindergarten!

We recommend you follow these simple steps to keep your child learning through the summer whilst still having fun.

- 1 Print the student pages for the week. Ensure your child has pencils and erasers to complete the worksheets.
- 2 Start by setting your child up on the online **Reading Eggs** program. Activities begin at **Lesson 5** and allow your child to progress at their own pace.
- 3 Encourage your child to read the recommended books from the **Reading Eggs** library.
- 4 Once each day's work is complete, fill in the incentive chart. There is also a certificate at the end of the week to celebrate your child's achievement.
- 5 Enjoy the learning. Keep it light.

We know your child will enjoy learning with **Reading Eggs** because it makes learning to read fun – and having fun is what summer is all about!



# Welcome to Kindergarten

## Week 5

### Reading skills focus

- Hear and identify the sound **a**, and match to letters **A** and **a**.
- Identify words that begin with **a**.
- Write letter **a**.
- Identify and read the word **at**.
- Hear the sound **at**.
- Build vocabulary.
- Listen to a book and read along.



### Online

#### Reading Eggs Lesson 5

- Letters and sounds focus: **at**
- Identify the words **at** and **I**.
- Build vocabulary skills by matching pictures to spoken and written words.
- Blend sounds to read words.
- Recognize correct word order in a sentence.
- Listen to, follow the reading and read along with a book – **Reading Eggs Alphabet book 'a'**

#### Additional activities

##### Reading Eggs Songs

#7 What you lookin' at?

##### Reading Eggs Puzzle Park

Alphabet Match

##### Reading Eggs Playroom

- Alphabet Activities: book and letter activities
- Bookshelf songbook: The Ants go Marching, Alphabet Song
- Animal Corner: Animal Games

### Reading Eggs Junior

#### Books



**Alphabet:**  
Aa




**High Five Rhyme:**  
I Like Cats!



**Countries:**  
My First Africa



**Feelings:**  
Angry



#### Videos

**Heidi Songs:** The A Song

**Animal Alphabet:** Ants and Alligators

**Reggie's Boxes:** Letter A

**Erple and Gweem:** Achoo

**Reggie's Karaoke:** The Alphabet Song

#### Activities

Eggs, Handwriting; Jack in a Box; Letter Puzzles; The Alphabet

### Worksheets

**Day 1:** Make letter **a**; I spy ... **A**

**Day 2:** The letter **a**; Letter **A** puzzle

**Day 3:** Make the word **at**; The sound **at**;

**Day 4:** Ding Bat; Track and trace **at**

**Day 5:** Make **at** words; **at** puzzle

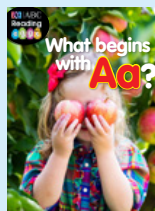
### Bonus pages

- **Aa** certificate
- Track and Trace **Aa**
- Letter **Aa** maze
- Find the hat
- Read a book - **a**



### Additional Reading Eggspress library books

- *A is for apple*
- *What begins with Aa?*
- *Apples and ants*
- *Ants are insects*








# Week 5




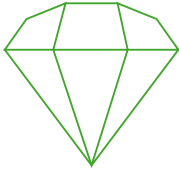

Incentive chart for:

[Empty rounded rectangular box for student name]

Color each one when you have completed each day's work.

Week 5	Monday	Tuesday	Wednesday	Thursday	Friday
Online Lesson	Lesson 5 Aa	Lesson 5 Aa	Lesson 5 Aa	Lesson 5 Aa	Lesson 5 Aa

Worksheets					
------------	--	--	---	--	--

Day Done!					
-----------	---	---	--	---	---

Notes/thoughts/ideas

---

---

---

---

---

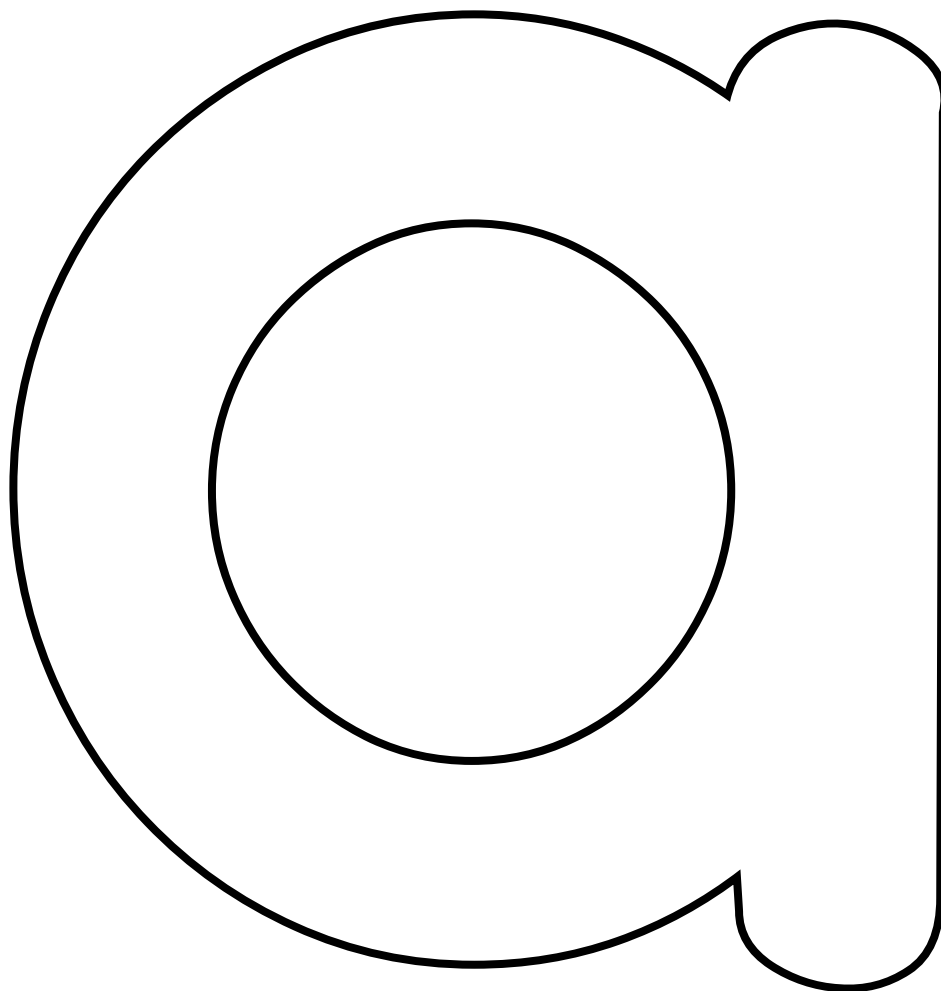
---

---

---

# Make letter a

- 1 Use playdough to make letter **a**.
- 2 Decorate letter **a** using pencils, crayons, paint, stickers, or collage.
- 3 Decorate the page with pictures or drawings of things that start with the sound **a**.




I spy things beginning with



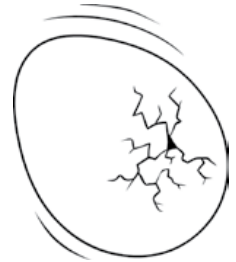
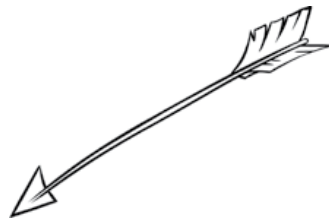

1 Say the letter sound.

a



2 Color the pictures that begin with a.

a



a



3 Match each letter to a picture.

a

s

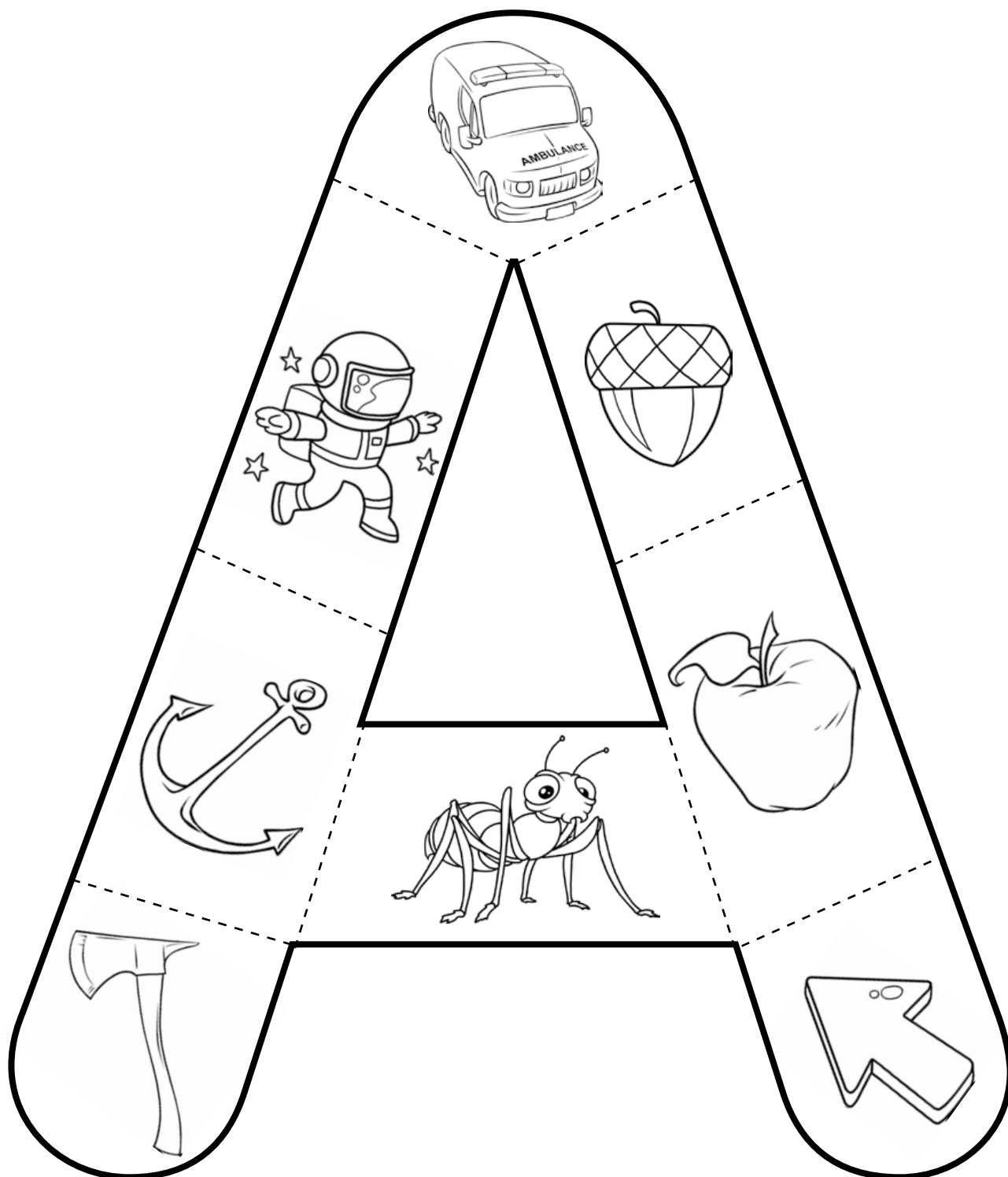
m

t



# Letter A puzzle

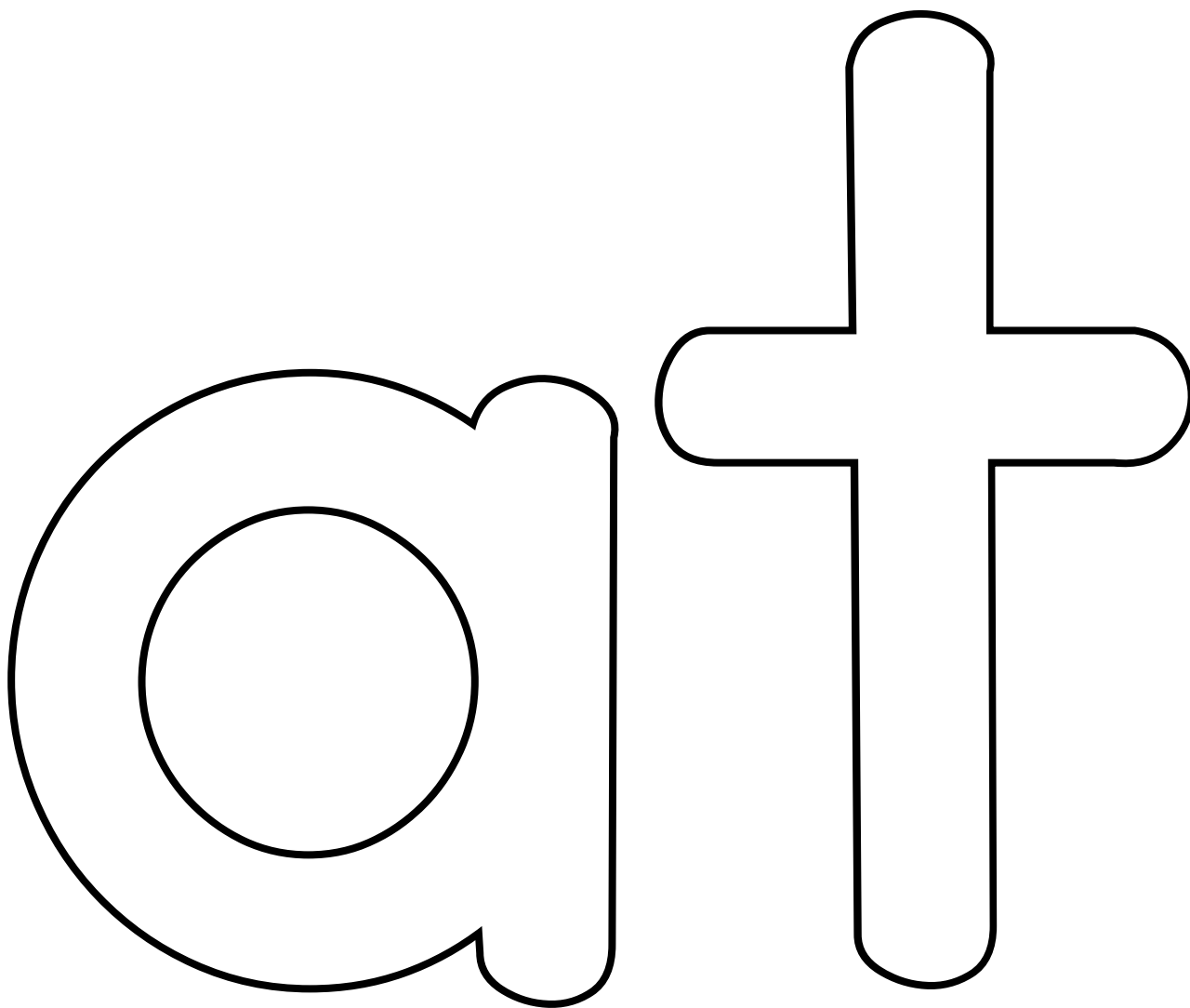
- 1 Say each picture's name. What sound does it start with?
- 2 Cut out the puzzle pieces.
- 3 Match the pieces to make letter **A**.





# Make word at

- 1 Use playdough to make the word **at**.
- 2 Decorate **at** using pencils, crayons, paint, stickers, or collage.
- 3 Decorate the page with pictures or drawings of things that have the sound **at**.



1 Say the letter sound.

at

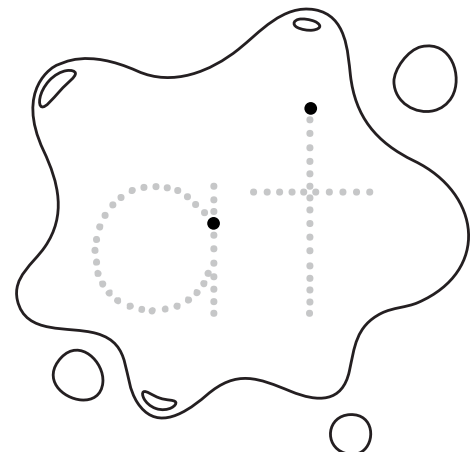
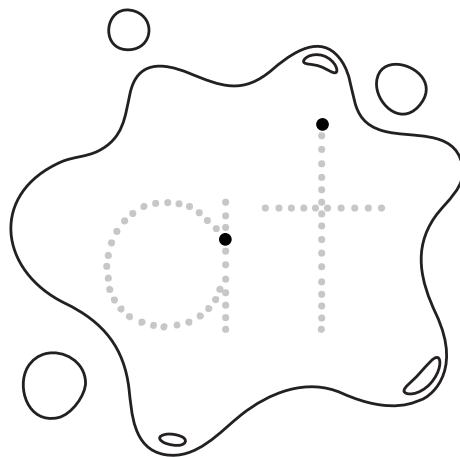


at



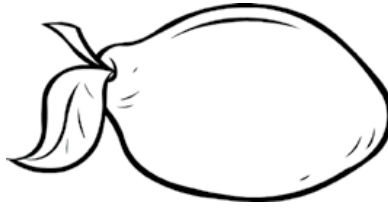
2 Color things that have the sound **at**.

at			
at			
at			
at			


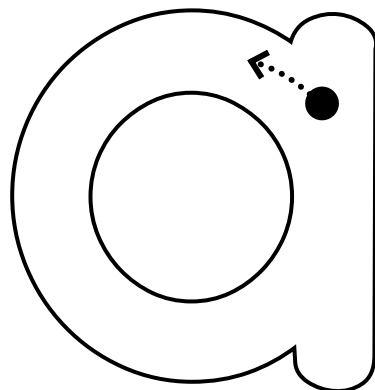
3 Trace **at** on the splat.



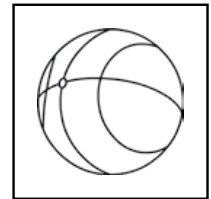
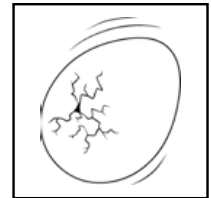

1 Join **at** things to Ding Bat.




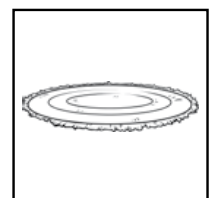

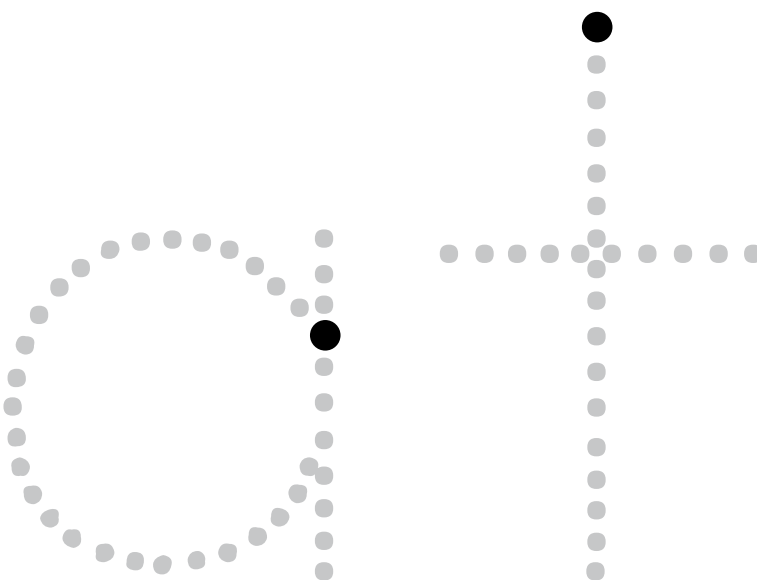
2 Track.



- 1 Say the sound **at**.
- 2 Use crayons to trace **at**.
- 3 Circle the pictures that have **at**.




- 4 Say the sound **at**.
- 5 Trace with your pencil.
- 6 Circle the pictures that have **at**.




# Make at words

1 Color and cut out.

a t



m b




2 Make these words with the letter tiles.  
Color the ☆ when you make each word.

mat ☆ bat ☆

3 Match each word to a picture.

# Letter at puzzle

- 1 Say each picture's name. What sound does it have?
- 2 Cut out the puzzle pieces.
- 3 Match the pieces to make the word **at**.






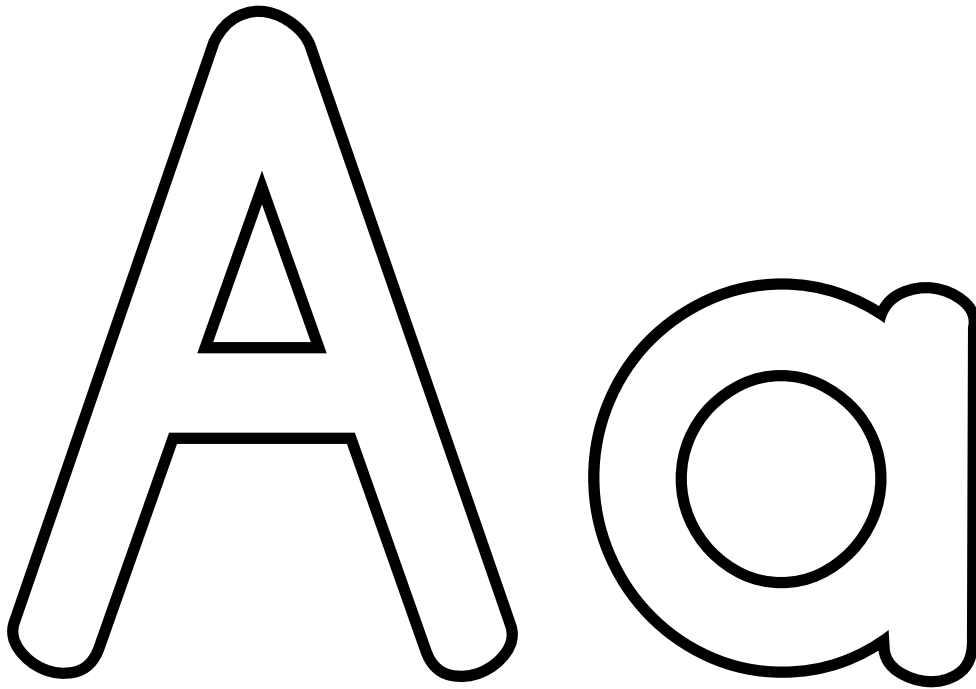


**Amazing** work  
on the letter **A**.



- 1 Track with your finger.
- 2 Trace with colored crayons.
- 3 Say the sound **a**.

**A** B C D E F G H I J K L M N O P Q R S T U V W X Y Z



**a** b c d e f g h i j k l m n o p q r s t u v w x y z



Follow and color the letter **A** and **a** to solve the maze.

**START**

A	k	b	r	p	c	Y	D	s	n	B
a	A	a	A	A	a	a	A	R	Q	m
m	g	G	s	B	g	u	a	A	G	h
s	R	s	h	j	k	p	t	a	e	k
T	E	q	d	n	H	k	R	A	b	J
A	D	A	a	a	A	a	A	a	m	n
N	e	a	G	H	U	w	i	o	l	O
m	c	A	a	i	t	y	u	m	p	l
x	b	h	A	r	o	N	B	l	f	n
a	a	A	a	W	I	i	a	p	y	r

**FINISH**






\_\_\_\_\_pple


I know the letter

Aa

# Find the hat

Help Ding Bat find his hat.





- 1 Read the book.
- 2 Complete the activities.


### Activity 1

Write a *a* each time you read the book.

*I read a \_\_\_\_\_ times!*

### Activity 2

Clap each word as you read.

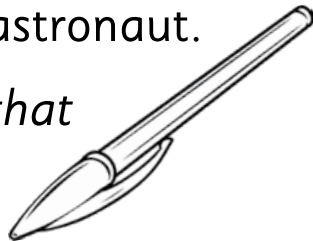


*I counted \_\_\_\_\_ a words.*

### Activity 3

Draw an alien eating an apple with an astronaut.

*I know words that start with a.*





### Activity 4

Find two fruits at the supermarket that start with *a*.





*I can read the letter a!*

Trace.



# A+ Work!

You are  
half way!



You can  
now open  
Week 6!