



# User Guide



## Reading eggs

**Reading Eggs** is designed to support early reading skills in a fun and motivating way. The program features hundreds of reading lessons and interactive activities to teach young children phonics, letter recognition and sight words.



## Reading EGGSPRESS

**Reading Eggspress** is designed to teach children in Grades 2 to 6 essential reading, comprehension, spelling and grammar skills. The program includes 220 comprehension lessons, 216 spelling lessons and over 2000 e-books in the Reading Eggspress Library.



## Reading eggs Junior

**Reading Eggs Junior** builds essential language and pre-reading skills in toddlers. It's the perfect way to introduce young children to learning to read, and features interactive activities, fun nursery rhymes, entertaining videos and read-aloud books. The program promotes learning, curiosity and play.



## Mathseeds

**Mathseeds** makes learning math easy and fun for children aged 3 to 9. The program teaches essential early math skills and concepts up to a Grade 3 level, with 200 highly engaging lessons and tons of motivating rewards.





## Navigating the family dashboard

Using your family dashboard.....	3
Reporting.....	4
Activity sheets.....	5

## How to use Reading Eggs



Logging in.....	6
Taking the placement test.....	6
Navigating the program.....	7

## How to use Reading Eggspress



Logging in.....	8
Taking the placement test.....	8
Navigating the program.....	9
The Library.....	10

## How to use Reading Eggs Junior



Logging in.....	12
Navigating the program.....	13

## How to use Mathseeds



Logging in.....	14
Taking the placement test.....	14
Navigating the program.....	15



# Using your family dashboard

Your family dashboard is where you can track your child's progress, adjust their level, reset the placement test and access supplementary material.

The screenshot shows the top navigation bar with the Reading Eggs and Mathseeds logos. Below the navigation bar, there are tabs for 'Family Dashboard', 'Bonus material', 'Sample lessons', and 'Purchase'. On the right, there are links for 'My Account' and 'Support'. A user profile for 'David' is shown on the left. A dropdown menu is open, listing 'Activity Sheets', 'Parent User Guide', 'Homeschool', 'The Eggsperts', and 'Placement Test Overview'. Below this, there are subscription status indicators for 'Reading' and 'Mathseeds'. A 'Start' button is present. Four program tabs are shown: 'Reading Eggs Junior (Ages 2-4)', 'Reading Eggs (Ages 3-7)', 'Reading Eggspress (Ages 7-13)', and 'Mathseeds (Ages 3-9)'. A blue banner at the bottom of the program tabs says 'Not at the right level? Redo placement test or adjust level'. An 'Edit details' button is in the top right corner.

## Activity Sheets

Printable worksheets that match each lesson

## The Eggsperts

A fun video series that builds children's phonemic awareness as they follow the characters' adventures

Start

- ✓ Reading subscription expires November 7th, 2019
- ✓ Mathseeds subscription expires November 6th, 2018

Edit details

## Program tabs

View detailed information on your child's progress for each program

## Not at the right level?

Redo the placement test to ensure your child is working at the correct level

## Edit details

Find your child's login and password details here





Select a program tab and scroll down to see your child's progress report. This will show you skills learned, average quiz score, lessons completed, books read and more.

## David Cibula's progress - Reading Eggs

David Cibula's estimated  
**reading age**  
**5.75 years**  
[What's this?](#)

David Cibula knows 154  
**phonic skills**  
**154 of 237**  
[What's this?](#)

David Cibula knows 76  
**sight words**  
**76 of 200**  
[What's this?](#)

### Recent Events

- ✓ David Cibula read the book 'Eggs on legs'. Well done David Cibula!

---

- ✓ David Cibula read the book 'The slide'. Well done David Cibula!

---

- ✓ David Cibula read the book 'Pets'. Well done David Cibula!

---

- ✓ David Cibula read the book 'Meg the hen'. Well done David Cibula!

---

- ✓ David Cibula read the book 'The dinosaur egg'. Well done David Cibula!

---

- ✓ David Cibula read the book 'The picnic'. Well done David Cibula!

### Lexile Level and Growth

Highest Lexile Completed	Lexile Growth
192	+192

### Certificates Earned

Gold	Silver	Bronze
5	2	2

### Reading Lessons

Initial lesson	1
Last lesson completed	76
Total lessons completed	80

#### Recent Activity

- Lesson: 76
- Lesson: 75
- Lesson: 74
- Lesson: 73
- Lesson: 72

### Quizzes Completed

Number of quizzes taken	7
Average quiz score	85%
Total attempts	18

#### Recent Activity

- Map 7 quiz : Score 93%
- Map 1 quiz : Score 100%
- Map 6 quiz : Score 100%
- Map 6 quiz : Score 67%
- Map 5 quiz : Score 93%

### Books Read

Fiction	87
Nonfiction	8

#### Recent Activity

- Fiction: Eggs on legs Lexile Level: 170
- Fiction: The slide Lexile Level: 290
- Non-fiction: Pets Lexile Level: 80
- Fiction: Meg the hen Lexile Level: 460
- Fiction: The dinosaur egg Lexile Level: 140

### Driving Tests


Sight Words	Letters and Sounds	Content Words	Total tests mastered
1	1	1	3

#### Recent Activity

- Sight words: Test 1 Score: 20/20
- Letters and sounds: Test 1 Score: 20/20
- Content words: Test 1 Score: 20/20
- Content words: Test 1 Score: 4/20
- Letters and sounds: Test 1 Score: 10/20



Your family dashboard includes hundreds of printable worksheets that correspond with the lessons in the programs. These are perfect for homeschoolers or simply to reinforce the skills your child is learning.



Where children love to learn

Home My children - Bonus material - Sample lessons - Purchase
My Account - ? Support -

## Download Free Activity Sheets

Click each link below to access Activity Sheets matched to each lesson. Each page helps children practice and reinforce what they have studied in their lessons.

Reading Eggs

Reading Eggspress

Mathseeds

### Homeschool Worksheets

Map 1	Lesson 1	Lesson 2	Lesson 3	Lesson 4	Lesson 5
	Lesson 6	Lesson 7	Lesson 8	Lesson 9	Lesson 10
Map 2	Lesson 11	Lesson 12	Lesson 13	Lesson 14	Lesson 15
	Lesson 16	Lesson 17	Lesson 18	Lesson 19	Lesson 20
Map 3	Lesson 21	Lesson 22	Lesson 23	Lesson 24	Lesson 25
	Lesson 26	Lesson 27	Lesson 28	Lesson 29	Lesson 30
Map 4	Lesson 31	Lesson 32	Lesson 33	Lesson 34	Lesson 35
	Lesson 36	Lesson 37	Lesson 38	Lesson 39	Lesson 40
Map 5	Lesson 41	Lesson 42	Lesson 43	Lesson 44	Lesson 45
	Lesson 46	Lesson 47	Lesson 48	Lesson 49	Lesson 50

### Color Activity Pages

Map 1	Lesson 1	Lesson 2	Lesson 3	Lesson 4	Lesson 5
	Lesson 6	Lesson 7	Lesson 8	Lesson 9	Lesson 10
Map 2	Lesson 11	Lesson 12	Lesson 13	Lesson 14	Lesson 15
	Lesson 16	Lesson 17	Lesson 18	Lesson 19	Lesson 20
Map 3	Lesson 21	Lesson 22	Lesson 23	Lesson 24	Lesson 25
	Lesson 26	Lesson 27	Lesson 28	Lesson 29	Lesson 30
Map 4	Lesson 31	Lesson 32	Lesson 33	Lesson 34	Lesson 35
	Lesson 36	Lesson 37	Lesson 38	Lesson 39	Lesson 40
Map 5	Lesson 41	Lesson 42	Lesson 43	Lesson 44	Lesson 45
	Lesson 46	Lesson 47	Lesson 48	Lesson 49	Lesson 50

### Lesson 7 the letter c

**Learning objectives**

Children will:

- Identify the sound /c/ for c.
- Identify words that contain c.
- Recognize and write c and C.

**Common Core State Standards**

**Reading**

**Print Concepts:**

**RF.1.B** Recognize that spoken words are represented in written language by specific sequences of letters.

**RF.1.D** Recognize and name all upper- and lowercase letters of the alphabet.

**Phonics and Word Recognition:**

**RF.2.A** Demonstrate basic knowledge of one-to-one letter-sound correspondences by producing the primary sound for many of the most frequent sounds for each consonant.

**Language Conventions of Standard English:**

**LK.1.A** Print many upper- and lowercase letters.

**LK.1.C** Write a letter or letters for most consonant and short-vowel sounds (phonemes).

**Vocabulary words**

cup, clam, can, can, cow, cup, car, crab, camel, cry, cupboard, camera, camera, copy, cap, car, cork, cat, coat, cany, cat, cake

**ESL/ELL**

Students whose language background is Asian may have trouble distinguishing the hard c /k/ sound from the soft /s/ sound. Give them oral practice with pairs of words such as coat and goat, goal and goat, clam and can.

**Extra assistance**

Some students will try to use the /k/ sound for all c's. Give them some tongue twisters to practice and embed the /k/ sound for c.

The colored cat can crawl carefully under the cot. Clear coats climb onto the clog chair.

**Classroom activities**

**Collage**

Provide students with a piece of paper that has a large c in the middle.

- Find things starting with c in an old magazine, cut out and glue around the c on the paper to make a collage.

**Find the Letter**

Give each student 3 cards with the letters c, t and m. Say a word and ask students to listen to the initial sound. They should hold up the card which makes that initial sound. Use clear, recognizable words such as:

- can
- cup
- toy
- monkey
- carrot


Reading Eggs Lesson sequence	TEACH Content and skills	PRACTICE Children will	APPY
New: Advanced lesson	Introduce the sound /c/ for c through a sequence of the song Sam's Search for c.	Identify and read c in isolation. Write the initial sound in words.	Worksheet 1 Phonemic awareness
Write: Start-to-end	Reinforce correct letter formation of lowercase c.	write the letter c.	Worksheet 2 Handwriting
Read: Letter and word	Recognize c in different forms in both upper- and lowercase.	Locate lowercase c and uppercase C in words.	Worksheet 3 Phonics
Vocabulary Letter Book	Build vocabulary skills. Match pictures to words.	Identify words to read and recognize words.	Worksheet 4 Check
Read: Book	Read about book.	Listen, follow the reading and read along.	Reading Eggs Alphabet book

Cc

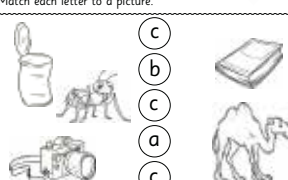
Name: \_\_\_\_\_

Lesson 7 - Worksheet 1 Phonemic awareness

1 Color the pictures that begin with c.



2 Match each letter to a picture.




Cc

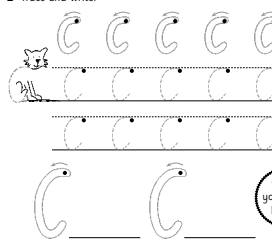
Name: \_\_\_\_\_

Lesson 7 - Worksheet 2 Handwriting

1 Complete the cats.



2 Trace and write.



Circle your best letter.

### Lesson 7

1 Join the c things to Catty cake.



2 Add curls to the curly cat.



Color Catty cake.





## Getting your child started

### Logging in

Go to [www.readingeggs.com](http://www.readingeggs.com) and log in using your username and password. Select Enter on Reading Eggs.



### Taking the Placement Test

The first time your child logs into Reading Eggs they are asked to do a Placement Test.

The Placement Test will place your child on the appropriate reading lesson.

They will need sound enabled to complete the test.



## Navigating the program

The navigation screen shows the various places your child can visit. ABC Reading Eggs keeps children motivated by rewarding them along their journey. Your child can see which lesson they are up to and check how many golden eggs they have earned.



### My Lessons

The 120 reading lessons are the core of the program.



### Storylands

These 20 lessons contain 140 activities that cover emergent and early reading levels 1–10 and build reading, vocabulary and comprehension skills in the land of Clinker Castle. Storylands is available after lesson 60.



### Spelling

This section focuses on building essential spelling skills. To access this area, your child must have completed reading lesson 40. You can always see your child's progress in the parent dashboard.



### Driving Tests (Assessment)

This section consists of tests covering sight words, phonic skills and content-area vocabulary. When your child successfully completes a test, they are rewarded with a racing car game. Driving Tests can be accessed after lesson 40 is completed.



### Story Factory

This section opens up a world of story writing with a weekly story writing competition. Your child can access the Story Factory after they complete lesson 10.




### House

Each child can visit their house and find all their belongings, including any critters collected and Story Factory stories they have submitted. This is available after lesson 10.




### Awards

This is where your child's awards are shown on their trophy shelf.



### Games

Your child can earn golden eggs for completing reading activities. These can be used to play games and purchase shop items. Games are available after lesson 5.



### Shop

Here's where children can change the look of their avatar and house by purchasing accessories with their golden eggs. The shop is available after lesson 6 is completed.




### Puzzles

Your child can complete word puzzles and practice sight word recognition whilst being rewarded with golden eggs! Puzzles are available after lesson 40 is completed.




### Critters

After each lesson, children are rewarded with a great new Reading Eggs critter to add to their collection.



### Play

This room consists of seven sections with over 120 fun and exciting activities.



### Songs

Children can access all of the fantastic songs from within the Reading Eggs lessons, all in one fun spot.



### Bye

Make sure you log out after each session!



### My Program

The My Program feature provides more than 350 fiction and nonfiction books that match your child's reading level.

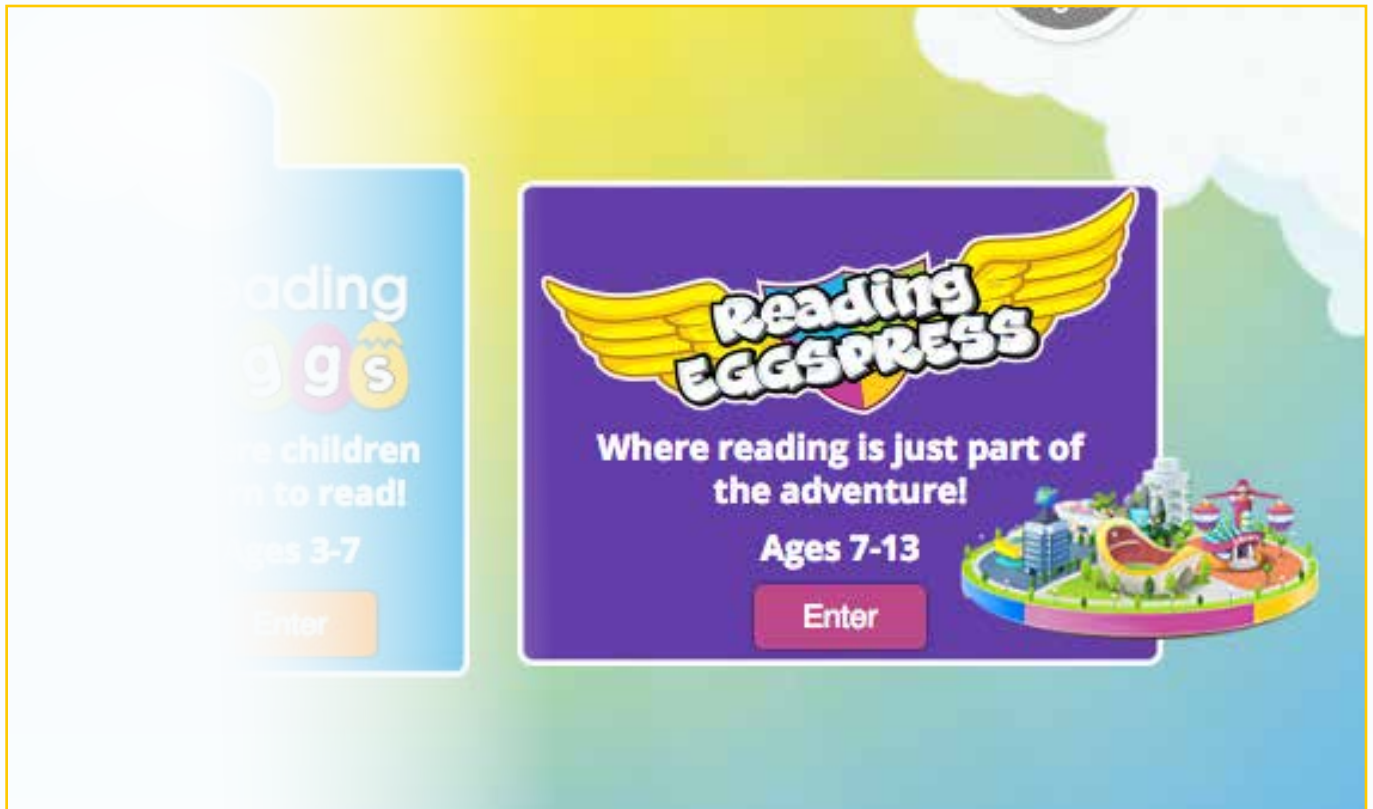




## Getting your child started

### Logging in


Go to [www.readingeggs.com](http://www.readingeggs.com) and log in using your username and password. Select Enter for Reading Eggspress.



### Taking the Placement Test

The first time your child logs into Reading Eggspress and enters My Lessons they are required to do a Placement Test.

The Placement Test will place your child on the appropriate comprehension lesson.







## Navigating the program

### English Skills

212 spelling lessons to enrich and extend the learning experience. Grammar and vocabulary lessons coming soon.

### Lessons

220 core comprehension lessons are laid out in an easy-to-follow map format, making the transition from Reading Eggs seamless.



### Targets

Helps guide your child to all learning areas by offering rewards to strive for.

### Library

Online Lexiled and leveled library filled with 2000+ titles for all ages, all with comprehension quizzes. Includes read-to-me audio on all titles under level 20.

### Stadium

Compete in real-time against children from around the world, and develop key English skills along the way.



### Mall, Apartment, Trophy Room and Arcade

Multi-reward options including an apartment to decorate, avatar clothing and a games arcade. These make the Reading Eggspress program an enriching experience which recognizes your child's hard work and motivates them to do more.






## Over 2000 e-books to explore!



The **Reading Eggspress Library** has more than 2000 e-books on its shelves. It spans quality literature, poetry and drama texts, as well as a wide range of informational texts on historically significant and topical world issues.

### What does the Reading Eggspress Library offer your child?

- Books for all ages and reading abilities, from grades K–6, levels 0–34 and Lexiles BR–1680L.
- Books that meet grade-specific text complexity requirements to help your child succeed in school.
- Engaging, leveled questions for each book to assess your child’s reading comprehension.



## Library book features

Children can 'fave' a book and bookmark where they are up to. They can also rate and review each book. When your child first chooses a book, they can read other children's reviews and see its rating.



All books can be accessed on iPads, tablets and all computers with internet access.


## How to find the books you need

Use our extensive search functions in the library. You can search for books by **topic, series, author, reading age, Lexile** or **book title**. For example, to locate texts about machines for a Grade 3/4 reading level:

1. Select Search, type in 'machines'



2. Drag the pointers to specify an age range or Lexile. The shelves display books for you to browse.





## Getting your child started

### Logging in

Go to [www.readingeggs.com](http://www.readingeggs.com) and log in using your username and password. Select Enter for Reading Eggs Junior.





## Navigating the program

The Reading Eggs Junior navigation screen lets your child quickly visit the Books, Videos and Activities areas. Alternatively, they can select Explore the Lands to go to the sliding navigating screen.

**Reading Eggs Junior**

**Avatar**  
Your child can choose from a range of gorgeous avatars.

**Books**  
Your child can discover over 250 beautifully illustrated fiction and nonfiction books, which feature read-to-me audio. These books are organized into sets based around fictional characters and high-interest areas. After each book, your child will earn a sticker.

**Video of the day**  
The video of the day is displayed on the blimp flying across the top of screen. Selecting this will take your child directly to that video.

**Activity area: Reggie and Friends**  
This area focuses on the everyday experiences of a child. Each egg opens an activity map which develops vocabulary, alphabet skills, fine motor skills, visual matching or letter formation.

**Activity area: The Eggles**  
Your child can learn about sounds, music and following directions. The activity eggs focus on developing phonemic awareness, listening skills, memory and letter sounds.

**Activity area: Animal Alphabet**  
This area focuses on animals, the alphabet and visual discrimination. The activity eggs build your child's sorting skills, letter recognition, phonemic awareness and alphabet knowledge.

**Stickers**  
The sticker book displays every sticker your child has earned by completing activities, videos and books in the program.

**Book of the day**  
The book of the day is displayed on the boat at the bottom of the screen. Selecting this will take your child directly to that book.

**Progress reports**  
As your child advances, you'll receive regular updates on their favorite books, videos and activities. View your child's progress in your parent dashboard to see their skills and interests develop as they play.

**Videos**  
The video catalog provides hundreds of animated and real-life videos. These videos focus on phonemic awareness, sequencing and alphabet skills. After watching a video, your child will earn a sticker!

**Activity maps**  
Activity maps are opened by clicking on an egg in an activity area. There are three activity eggs in each area. These activities build memory, problem solving, listening, fine motor and higher order thinking skills. Each map contains multiple levels or parts, which unlock as your child advances. Levels gradually increase in difficulty and can be repeated as many times as your child wants. Your child will earn a sticker at the end of each activity and unlock a special video at the end of each map.

**Logout**  
Click the Logout button to return to your parent dashboard. You will be prompted to enter a three-digit number before exiting the program.





## Getting your child started

### Logging in

Go to [www.readingeggs.com](http://www.readingeggs.com) and log in using your username and password. Select Enter for Mathseeds.



### Taking the Placement Test

The first time your child logs into Mathseeds and clicks on Lessons, they have the option of starting at Lesson 1 or doing a Placement Test.

The Placement test will place your child on the appropriate starting lesson.





## Navigating the program

The Mathseeds navigation screen shows the different places your child can visit.

**Welcome, Arden H**

**84** **Bye**

**150**

**Awards** **Lessons** **Driving Tests**

**Play** **Shop** **Arcade** **Treehouse**

**Mathseeds**

**My Avatar**  
Your child can create their own avatar with customized features and accessories.

**Lessons**  
Over 190+ highly interactive math lessons which cover essential numeracy skills and concepts for grades K-3.

**Awards**  
Your child will earn a certificate when they complete each map. These can be printed and displayed.

**Play**  
The Play area includes over 70 activities which explore numbers, shapes, and patterns.

**Shop**  
The Shop is where your child can purchase new avatar items and furniture using the golden acorns they earn in lessons!


**Arcade**  
The Arcade features nine fun math-based games which can be purchased using golden acorns.

**My Acorns**  
Your child will earn golden acorns as they progress through the lessons. These can be used to purchase arcade games and shop items.

**Driving Tests**  
Hundreds of leveled assessment tests which reinforce skills covered in the lessons. After each test your child is awarded a fun racing car game.

**Treehouse**  
Your child will have their own Treehouse to decorate in their own style. They can also place their lesson pets here.

[www.mathseeds.com](http://www.mathseeds.com)





Reading  
eggs



Reading  
eggs  
Junior



Blake eLearning  
37 West 26th Street,  
Suite 201, New York, NY 10010  
Ph: 646 362 4666

