


10.1 Australian Curriculum mapping: units 1–8

- To search for specific topics, content type, or areas of the curriculum use CTRL + F and a dialogue box will pop up. Type in what you're looking for (e.g. adverbial phrases or ACELA1531) and press enter.
- The information in each level is organised by learning area and follows this order: Reading Comprehension, Writing, Vocabulary/Spelling, Punctuation, Grammar.
- The first 'Content' column relates to the specific content of the WordFlyers unit. All other columns are about which aspects of the Australian Curriculum are being taught.
- All curriculum information is consistent with version 7.0 of the Australian Curriculum, 7 August 2014.


10.1 Reading comprehension

 Australian CURRICULUM							
Unit 10.1.1	Content	Strand: Literacy Sub-strand	Content descriptions	Strand: Language Sub-strand	Content descriptions	Strand: Literature Sub-strand	Content descriptions
Title: Love is a two-player game Text category: Imaginative Text type: Narrative Form: Short story (romantic comedy) Purpose: To entertain and inform Theme: Humour Topic: 'Star-crossed' lovers	Activating prior knowledge of text type, form and topic; identifying and explaining the text structures and language features of literary texts; using established strategies and processes to predict, access and monitor meaning in texts; identifying and analysing use of language for specific purposes and effects; identifying and explaining how representations of characters are drawn from different social and cultural contexts; evaluating the content and 'appeal' of literary texts; exploring and reflecting on representations of life matters in texts	Interpreting, analysing, evaluating	Use comprehension strategies to interpret and analyse texts, comparing and evaluating representations of an event, issue, situation or character in different texts ACELY1744	Text structure and organisation	Understand that authors innovate with text structures and language for specific purposes and effects ACELA1553	Responding to literature	Reflect on, discuss and explore notions of literary value and how and why such notions vary according to context ACETL1634
			Explore and explain the combinations of language and visual choices that authors make to present information, opinions and perspectives in different texts ACELY1745			Examining literature	Analyse texts from familiar and unfamiliar contexts, and discuss and evaluate their content and the appeal of an individual author's literary style ACETL1636
							Analyse text structures and language features of literary texts, and make relevant comparisons with other texts ACETL1772
Unit 10.1.2							
Title: Whose planet is it, anyway? Text category: Persuasive Text type: Discussion Form: Discussion thread in an online forum Purpose: To provide a forum for different viewpoints Theme: Environment Topic: Conservative and radical views on conservation	Activating prior knowledge of text type, form and topic; identifying and explaining the text structures and language features of Discussion texts; using established strategies and processes to predict, access and monitor meaning in texts; identifying and explaining innovations in text structures and use of language for specific purposes and effects in persuasive texts; identifying and analysing the different perspectives on the topic of 'ownership' of the planet	Texts in context	Analyse how the construction and interpretation of texts, including media texts, can be influenced by cultural perspectives and other texts ACELY1739	Text structure and organisation	Understand that authors innovate with text structures and language for specific purposes and effects ACELA1553	Examining literature	Analyse texts from familiar and unfamiliar contexts, and discuss and evaluate their content and the appeal of an individual author's literary style ACETL1636
		Interpreting, analysing, evaluating	Use comprehension strategies to interpret and analyse texts, comparing and evaluating representations of an event, issue, situation or character in different texts ACELY1744				Analyse text structures and language features of literary texts, and make relevant comparisons with other texts ACETL1772
			Explore and explain the combinations of language and visual choices that authors make to present information, opinions and perspectives in different texts ACELY1745				

10.1 Australian Curriculum mapping: units 1–8

- To search for specific topics, content type, or areas of the curriculum use CTRL + F and a dialogue box will pop up. Type in what you're looking for (e.g. adverbial phrases or ACELA1531) and press enter.
- The information in each level is organised by learning area and follows this order: Reading Comprehension, Writing, Vocabulary/Spelling, Punctuation, Grammar.
- The first 'Content' column relates to the specific content of the WordFlyers unit. All other columns are about which aspects of the Australian Curriculum are being taught.
- All curriculum information is consistent with version 7.0 of the Australian Curriculum, 7 August 2014.


10.1 Reading comprehension

 Australian CURRICULUM							
Unit 10.1.3	Content	Strand: Literacy Sub-strand	Content descriptions	Strand: Language Sub-strand	Content descriptions	Strand: Literature Sub-strand	Content descriptions
Title: The 'Sleeping Beauty' syndrome Text category: Informative Text type: Report Form: Short article in an online encyclopedia Purpose: To classify and/or describe something in general and specific ways Theme: Science Topic: Neurological disorders	Activating prior knowledge of text type, form and topic; identifying and explaining the text structures and language features of Report texts; using established strategies and processes to predict, access and monitor meaning in texts; identifying and explaining innovations in text structures and use of language for specific purposes and effects in informative texts; identifying the discourses that are represented in informative texts; identifying and analysing information provided about Kleine–Levin syndrome	Interpreting, analysing, evaluating	Use comprehension strategies to interpret and analyse texts, comparing and evaluating representations of an event, issue, situation or character in different texts ACELY1744	Text structure and organisation	Understand that authors innovate with text structures and language for specific purposes and effects ACELA1553	Examining literature	Analyse texts from familiar and unfamiliar contexts, and discuss and evaluate their content and the appeal of an individual author's literary style ACELT1636
			Explore and explain the combinations of language and visual choices that authors make to present information, opinions and perspectives in different texts ACELY1745				Analyse text structures and language features of literary texts, and make relevant comparisons with other texts ACELT1772
Unit 10.1.4							
Title: Trial by media not on! Text category: Persuasive Text type: Exposition Form: Australian Civic Association (ACA) media release Purpose: To persuade, through the use of ethical principles Theme: Media Topic: Rights and responsibilities of social media	Activating prior knowledge of text type, form and topic; identifying and explaining the text structures and language features of Exposition texts; using established strategies and processes to predict, access and monitor meaning in texts; identifying and explaining innovations in text structures and use of language for specific purposes and effects in persuasive texts (e.g. evaluative language used to persuade); identifying and analysing a single perspective relating to use of social media in situations involving legal processes	Interpreting, analysing, evaluating	Use comprehension strategies to interpret and analyse texts, comparing and evaluating representations of an event, issue, situation or character in different texts ACELY1744	Text structure and organisation	Understand that authors innovate with text structures and language for specific purposes and effects ACELA1553	Examining literature	Analyse texts from familiar and unfamiliar contexts, and discuss and evaluate their content and the appeal of an individual author's literary style ACELT1636
			Explore and explain the combinations of language and visual choices that authors make to present information, opinions and perspectives in different texts ACELY1745				Analyse text structures and language features of literary texts, and make relevant comparisons with other texts ACELT1772

10.1 Australian Curriculum mapping: units 1–8

- To search for specific topics, content type, or areas of the curriculum use CTRL + F and a dialogue box will pop up. Type in what you're looking for (e.g. adverbial phrases or ACELA1531) and press enter.
- The information in each level is organised by learning area and follows this order: Reading Comprehension, Writing, Vocabulary/Spelling, Punctuation, Grammar.
- The first 'Content' column relates to the specific content of the WordFlyers unit. All other columns are about which aspects of the Australian Curriculum are being taught.
- All curriculum information is consistent with version 7.0 of the Australian Curriculum, 7 August 2014.


10.1 Reading comprehension

 Australian CURRICULUM							
Unit 10.1.5	Content	Strand: Literacy Sub-strand	Content descriptions	Strand: Language Sub-strand	Content descriptions	Strand: Literature Sub-strand	Content descriptions
Title: A strawberry with a fish gene? Text category: Informative Text type: Explanation Form: Advertorial Purpose: To explain how or why something occurs Theme: Food Topic: Benefits of genetically modified (GM) foods	Activating prior knowledge of text type, form and topic; identifying and explaining the text structures and language features of Explanation texts; using established strategies and processes to predict, access and monitor meaning; identifying and explaining use of language for specific purposes and effects in informative texts; identifying and analysing the information about how GM foods contribute to human health and wellbeing	Interpreting, analysing, evaluating	Use comprehension strategies to interpret and analyse texts, comparing and evaluating representations of an event, issue, situation or character in different texts ACELY1744	Text structure and organisation	Understand that authors innovate with text structures and language for specific purposes and effects ACELA1553	Examining literature	Analyse texts from familiar and unfamiliar contexts, and discuss and evaluate their content and the appeal of an individual author's literary style ACELT1636
			Explore and explain the combinations of language and visual choices that authors make to present information, opinions and perspectives in different texts ACELY1745				Analyse text structures and language features of literary texts, and make relevant comparisons with other texts ACELT1772
Unit 10.1.6							
Title: Beatles to Bollywood Text category: Persuasive Text type: Discussion Form: Online forum Purpose: To provide a forum for different viewpoints Theme: Entertainment Topic: Asian influences on global popular culture	Activating prior knowledge of text type, form and topic; identifying and explaining the text structures and language features of Discussion texts; using established strategies and processes to predict, access and monitor meaning in texts; identifying and explaining innovations in text structures and use of language for specific purposes and effects in persuasive texts; identifying and analysing the different perspectives relating to Asian cultural influence on global culture	Interpreting, analysing, evaluating	Use comprehension strategies to interpret and analyse texts, comparing and evaluating representations of an event, issue, situation or character in different texts ACELY1744	Text structure and organisation	Understand that authors innovate with text structures and language for specific purposes and effects ACELA1553	Examining literature	Analyse texts from familiar and unfamiliar contexts, and discuss and evaluate their content and the appeal of an individual author's literary style ACELT1636
			Explore and explain the combinations of language and visual choices that authors make to present information, opinions and perspectives in different texts ACELY1745				Analyse text structures and language features of literary texts, and make relevant comparisons with other texts ACELT1772

10.1 Australian Curriculum mapping: units 1–8

- To search for specific topics, content type, or areas of the curriculum use CTRL + F and a dialogue box will pop up. Type in what you're looking for (e.g. adverbial phrases or ACELA1531) and press enter.
- The information in each level is organised by learning area and follows this order: Reading Comprehension, Writing, Vocabulary/Spelling, Punctuation, Grammar.
- The first 'Content' column relates to the specific content of the WordFlyers unit. All other columns are about which aspects of the Australian Curriculum are being taught.
- All curriculum information is consistent with version 7.0 of the Australian Curriculum, 7 August 2014.


10.1 Reading comprehension

 Australian CURRICULUM							
Unit 10.1.7	Content	Strand: Literacy Sub-strand	Content descriptions	Strand: Language Sub-strand	Content descriptions	Strand: Literature Sub-strand	Content descriptions
Title: How to survive the drive Text category: Informative Text type: Procedure Form: 'How to' article in Dirt Wheels (magazine) Purpose: To instruct on how to do something Theme: Sport Topic: Road safety	Activating prior knowledge of text type, form and topic; identifying and explaining the text structures and language features of Procedure texts; using established strategies and processes to predict, access and monitor meaning; identifying and explaining use of language for specific purposes and effects in informative texts; identifying the discourses represented in an informative text (e.g. how to drive sensibly in wet weather conditions)	Interpreting, analysing, evaluating	Use comprehension strategies to interpret and analyse texts, comparing and evaluating representations of an event, issue, situation or character in different texts ACELY1744	Text structure and organisation	Understand that authors innovate with text structures and language for specific purposes and effects ACELA1553	Examining literature	Analyse texts from familiar and unfamiliar contexts, and discuss and evaluate their content and the appeal of an individual author's literary style ACELT1636
			Explore and explain the combinations of language and visual choices that authors make to present information, opinions and perspectives in different texts ACELY1745				Analyse text structures and language features of literary texts, and make relevant comparisons with other texts ACELT1772
Unit 10.1.8							
Title: Programmed to plank Text category: Persuasive Text type: Exposition Form: Podcast by a sports psychologist (transcript) Purpose: To persuade, through the use of scientific data and/or evidence Theme: Adventure Topic: The human need to 'live on the edge'	Activating prior knowledge of text type, form and topic; identifying and explaining the text structures and language features of Exposition texts; using established strategies and processes to predict, access and monitor meaning in texts; identifying and explaining use of language for specific purposes and effects in persuasive texts; identifying and analysing a professional opinion/information relating to the area of human behaviour	Interpreting, analysing, evaluating	Use comprehension strategies to interpret and analyse texts, comparing and evaluating representations of an event, issue, situation or character in different texts ACELY1744	Text structure and organisation	Understand that authors innovate with text structures and language for specific purposes and effects ACELA1553	Examining literature	Analyse texts from familiar and unfamiliar contexts, and discuss and evaluate their content and the appeal of an individual author's literary style ACELT1636
			Explore and explain the combinations of language and visual choices that authors make to present information, opinions and perspectives in different texts ACELY1745				Analyse text structures and language features of literary texts, and make relevant comparisons with other texts ACELT1772

10.1 Australian Curriculum mapping: units 1–8

- To search for specific topics, content type, or areas of the curriculum use CTRL + F and a dialogue box will pop up. Type in what you're looking for (e.g. adverbial phrases or ACELA1531) and press enter.
- The information in each level is organised by learning area and follows this order: Reading Comprehension, Writing, Vocabulary/Spelling, Punctuation, Grammar.
- The first 'Content' column relates to the specific content of the WordFlyers unit. All other columns are about which aspects of the Australian Curriculum are being taught.
- All curriculum information is consistent with version 7.0 of the Australian Curriculum, 7 August 2014.


10.1 Writing

							
Unit 10.1.1	Content	Strand: Literacy Sub-strand	Content descriptions	Strand: Language Sub-strand	Content descriptions	Strand: Literature Sub-strand	Content descriptions
Title: Love is a two-player game Text category: Imaginative Text type: Narrative Form: Short story (romantic comedy) Purpose: To entertain and inform Theme: Humour Topic: 'Star-crossed' lovers	Purpose, text type/form, audience: To entertain and engage readers in a light-hearted story about 'forbidden' love Text structure: Flashback or 'mid-story' opening, to engage readers quickly in the story; plot, characters and setting developed around the themes of romance and comedy; well-developed Evaluation (Reaction) stage, interspersed through the text Language features: Specific nouns to refer to characters and objects in the story; adjectives and adjectival phrases; expanded noun groups; adverbs and adverbial phrases to add detail about how and where events occur; a variety of verbs, including action verbs, sensing verbs and relating verbs; simple sentences, compound sentences and complex sentences			Text structure and organisation	Compare and contrast the use of cohesive devices in texts, focusing on how they serve to signpost ideas, to make connections and to build semantic associations between ideas ACELA1770	Responding to literature	Present an argument about a literary text based on initial impressions and subsequent analysis of the whole text ACELT1771
						Examining literature	Analyse texts from familiar and unfamiliar contexts, and discuss and evaluate their content and the appeal of an individual author's literary style ACELT1636
							Investigate and experiment with the use and effect of extended metaphor, metonymy, allegory, icons, myths and symbolism in texts, for example poetry, short films, graphic novels, and plays on similar themes ACELT1637
							Analyse text structures and language features of literary texts, and make relevant comparisons with other texts ACELT1772

10.1 Australian Curriculum mapping: units 1–8

- To search for specific topics, content type, or areas of the curriculum use CTRL + F and a dialogue box will pop up. Type in what you're looking for (e.g. adverbial phrases or ACELA1531) and press enter.
- The information in each level is organised by learning area and follows this order: Reading Comprehension, Writing, Vocabulary/Spelling, Punctuation, Grammar.
- The first 'Content' column relates to the specific content of the WordFlyers unit. All other columns are about which aspects of the Australian Curriculum are being taught.
- All curriculum information is consistent with version 7.0 of the Australian Curriculum, 7 August 2014.


10.1 Writing

							
Unit 10.1.2	Content	Strand: Literacy Sub-strand	Content descriptions	Strand: Language Sub-strand	Content descriptions	Strand: Literature Sub-strand	Content descriptions
Title: Whose planet is it, anyway? Text category: Persuasive Text type: Discussion Form: Discussion thread in an online forum Purpose: To provide a forum for different viewpoints Theme: Environment Topic: Conservative and radical views on conservation	Purpose, text type/form, audience: To express individual responses to the Morning 201 interview with Sir Edward Fawcner in an online forum hosted by Morning 201, a breakfast television show, for viewers of the show Text structure: Issue Statement comprising a statement inviting Morning 201 viewers to provide feedback about a recent interview; all posts begin with a Statement of the sender's opinion on the 'news item', followed by an Argument or reason supporting this opinion Language features: General nouns that refer to classes or groups of things; adjectives to add detail about the nouns; evaluative language; viewpoint adverbs and degree adverbs; a range of verbs including action verbs, sensing verbs and relating verbs; adverbs and adverbial phrases; a range of sentence types including simple sentences, compound sentences and complex sentences					Responding to literature	Present an argument about a literary text based on initial impressions and subsequent analysis of the whole text ACELT1771
						Examining literature	Analyse texts from familiar and unfamiliar contexts, and discuss and evaluate their content and the appeal of an individual author's literary style ACELT1636
							Analyse text structures and language features of literary texts, and make relevant comparisons with other texts ACELT1772

10.1 Australian Curriculum mapping: units 1–8

- To search for specific topics, content type, or areas of the curriculum use CTRL + F and a dialogue box will pop up. Type in what you're looking for (e.g. adverbial phrases or ACELA1531) and press enter.
- The information in each level is organised by learning area and follows this order: Reading Comprehension, Writing, Vocabulary/Spelling, Punctuation, Grammar.
- The first 'Content' column relates to the specific content of the WordFlyers unit. All other columns are about which aspects of the Australian Curriculum are being taught.
- All curriculum information is consistent with version 7.0 of the Australian Curriculum, 7 August 2014.


10.1 Writing

							
Unit 10.1.3	Content	Strand: Literacy Sub-strand	Content descriptions	Strand: Language Sub-strand	Content descriptions	Strand: Literature Sub-strand	Content descriptions
Title: The 'Sleeping Beauty' syndrome Text category: Informative Text type: Report Form: Short article in an online encyclopedia Purpose: To classify and/or describe something in general and specific ways Theme: Science Topic: Neurological disorders	Purpose, text type/form, audience: To classify and describe the neurological condition known as the 'Sleeping Beauty' syndrome, for a general audience Text structure: General statement defining the phenomenon of the 'Sleeping Beauty' syndrome; followed by descriptions of the syndrome, including symptoms, consequences and treatment, with a focus on identifying how the syndrome might be recognised and/or managed; summative statement/ concluding comments Language features: Technical language; general nouns; adjectives, adjectival phrases and adjectival clauses; action verbs and relating verbs; adverbs, adverbial phrases and adverbial clauses; a variety of sentence types including simple, compound and complex sentences					Responding to literature	Present an argument about a literary text based on initial impressions and subsequent analysis of the whole text ACELT1771
						Examining literature	Analyse texts from familiar and unfamiliar contexts, and discuss and evaluate their content and the appeal of an individual author's literary style ACELT1636
							Analyse text structures and language features of literary texts, and make relevant comparisons with other texts ACELT1772

10.1 Australian Curriculum mapping: units 1–8

- To search for specific topics, content type, or areas of the curriculum use CTRL + F and a dialogue box will pop up. Type in what you're looking for (e.g. adverbial phrases or ACELA1531) and press enter.
- The information in each level is organised by learning area and follows this order: Reading Comprehension, Writing, Vocabulary/Spelling, Punctuation, Grammar.
- The first 'Content' column relates to the specific content of the WordFlyers unit. All other columns are about which aspects of the Australian Curriculum are being taught.
- All curriculum information is consistent with version 7.0 of the Australian Curriculum, 7 August 2014.


10.1 Writing

 Australian CURRICULUM							
Unit 10.1.4	Content	Strand: Literacy Sub-strand	Content descriptions	Strand: Language Sub-strand	Content descriptions	Strand: Literature Sub-strand	Content descriptions
Title: Trial by media not on! Text category: Persuasive Text type: Exposition Form: Australian Civic Association (ACA) media release Purpose: To persuade, through the use of ethical principles Theme: Media Topic: Rights and responsibilities of social media	Purpose, text type/form, audience: To present one opinion (institutional) on privacy and justice issues in the use of social media, in the form of a media release from ACA, for a general audience Text structure: Introduction, including a statement of the thesis (contention), with a clear indication of the ethical underpinnings of the argument; three short Argument paragraphs where assertions and 'evidence' are offered in support of the thesis; each Argument paragraph begins with a topic sentence that extends or develops the ethical stance; Conclusion that reinforces the concept of traditional justice Language features: Evaluative language to express positive/negative judgement; general and abstract nouns; large noun groups; text connectives to link arguments and evidence			Text structure and organisation	Compare and contrast the use of cohesive devices in texts, focusing on how they serve to signpost ideas, to make connections and to build semantic associations between ideas ACELA1770	Responding to literature	Present an argument about a literary text based on initial impressions and subsequent analysis of the whole text ACELT1771
						Examining literature	Analyse texts from familiar and unfamiliar contexts, and discuss and evaluate their content and the appeal of an individual author's literary style ACELT1636
							Analyse text structures and language features of literary texts, and make relevant comparisons with other texts ACELT1772

10.1 Australian Curriculum mapping: units 1–8

- To search for specific topics, content type, or areas of the curriculum use CTRL + F and a dialogue box will pop up. Type in what you're looking for (e.g. adverbial phrases or ACELA1531) and press enter.
- The information in each level is organised by learning area and follows this order: Reading Comprehension, Writing, Vocabulary/Spelling, Punctuation, Grammar.
- The first 'Content' column relates to the specific content of the WordFlyers unit. All other columns are about which aspects of the Australian Curriculum are being taught.
- All curriculum information is consistent with version 7.0 of the Australian Curriculum, 7 August 2014.


10.1 Writing

 Australian CURRICULUM							
Unit 10.1.5	Content	Strand: Literacy Sub-strand	Content descriptions	Strand: Language Sub-strand	Content descriptions	Strand: Literature Sub-strand	Content descriptions
Title: A strawberry with a fish gene? Text category: Informative Text type: Explanation Form: Advertorial Purpose: To explain how or why something occurs Theme: Food Topic: Benefits of genetically modified (GM) foods	Purpose, text type/form, audience: To explain how genetically modified foods enhance the nutritional benefits of existing food sources, in an advertorial prepared on behalf of the farmers for GM Foods Association, for a general audience/readers of a national daily newspaper Text structure: Title in form of a question; Phenomenon identification stage, providing an overall statement of how genetic modifications increase the nutritional benefits of traditional food sources, in a time of shrinking resources and rising costs; Explanation sequence, where the nutritional benefits of specific GM foods are explained, with an emphasis on cause and effect and/or temporal relationships; optional Conclusion, where the process of enhancing food sources is summarised and commented on Language features: Factual and technical language; nominalisations; relating verbs and action verbs; multi-word verb groups; adverbs, adverbial phrases and adverbial clauses; conjunctions that indicate time and cause			Text structure and organisation	Compare and contrast the use of cohesive devices in texts, focusing on how they serve to signpost ideas, to make connections and to build semantic associations between ideas ACELA1770	Responding to literature	Present an argument about a literary text based on initial impressions and subsequent analysis of the whole text ACELT1771
						Examining literature	Analyse texts from familiar and unfamiliar contexts, and discuss and evaluate their content and the appeal of an individual author's literary style ACELT1636
							Analyse text structures and language features of literary texts, and make relevant comparisons with other texts ACELT1772

10.1 Australian Curriculum mapping: units 1–8

- To search for specific topics, content type, or areas of the curriculum use CTRL + F and a dialogue box will pop up. Type in what you're looking for (e.g. adverbial phrases or ACELA1531) and press enter.
- The information in each level is organised by learning area and follows this order: Reading Comprehension, Writing, Vocabulary/Spelling, Punctuation, Grammar.
- The first 'Content' column relates to the specific content of the WordFlyers unit. All other columns are about which aspects of the Australian Curriculum are being taught.
- All curriculum information is consistent with version 7.0 of the Australian Curriculum, 7 August 2014.


10.1 Writing

							
Unit 10.1.6	Content	Strand: Literacy Sub-strand	Content descriptions	Strand: Language Sub-strand	Content descriptions	Strand: Literature Sub-strand	Content descriptions
Title: Beatles to Bollywood Text category: Persuasive Text type: Discussion Form: Online forum Purpose: To provide a forum for different viewpoints Theme: Entertainment Topic: Asian influences on global popular culture	Purpose, text type/form, audience: To provide an opportunity for the expression of personal viewpoints on Asian influences on global popular culture, in the form of a series of posts on PopCultureVulture's online forum, for a specific audience Text structure: Issue Statement, where the focus issue is outlined; all posts begin with a Statement of the blogger's opinion on Asian influences on global popular culture, followed by an Argument or reason and evidence supporting this opinion Language features: A range of nouns, including general nouns, abstract nouns and proper nouns; adjectives and adjectival phrases; relating verbs, action verbs and sensing verbs; modal verbs; evaluative language including adjectives and degree adverbs; text-speak often found in online forums					Responding to literature	Present an argument about a literary text based on initial impressions and subsequent analysis of the whole text ACELT1771
						Examining literature	Analyse texts from familiar and unfamiliar contexts, and discuss and evaluate their content and the appeal of an individual author's literary style ACELT1636
							Analyse text structures and language features of literary texts, and make relevant comparisons with other texts ACELT1772

10.1 Australian Curriculum mapping: units 1–8

- To search for specific topics, content type, or areas of the curriculum use CTRL + F and a dialogue box will pop up. Type in what you're looking for (e.g. adverbial phrases or ACELA1531) and press enter.
- The information in each level is organised by learning area and follows this order: Reading Comprehension, Writing, Vocabulary/Spelling, Punctuation, Grammar.
- The first 'Content' column relates to the specific content of the WordFlyers unit. All other columns are about which aspects of the Australian Curriculum are being taught.
- All curriculum information is consistent with version 7.0 of the Australian Curriculum, 7 August 2014.


10.1 Writing

 Australian CURRICULUM							
Unit 10.1.7	Content	Strand: Literacy Sub-strand	Content descriptions	Strand: Language Sub-strand	Content descriptions	Strand: Literature Sub-strand	Content descriptions
Title: How to survive the drive Text category: Informative Text type: Procedure Form: 'How to' article in Dirt Wheels (magazine) Purpose: To instruct on how to do something Theme: Sport Topic: Road safety	Purpose, text type/form, audience: To provide precise and technically accurate advice on how to drive or ride safely in wet weather conditions, in a 'top tips' format, for a specific audience Text structure: Statement of Goal (safety in wet weather conditions/no accidents), including some information about the background/authority of the writer; sequence of Steps to successful achievement of Goal; optional final comment Language features: Sentences expressed as commands; action verbs and relating verbs; adverbs, adverbial phrases and adverbial clauses; nouns and adjectives specific to the task; adjectival phrases; complex sentences					Responding to literature	Present an argument about a literary text based on initial impressions and subsequent analysis of the whole text ACELT1771
						Examining literature	Analyse texts from familiar and unfamiliar contexts, and discuss and evaluate their content and the appeal of an individual author's literary style ACELT1636
							Analyse text structures and language features of literary texts, and make relevant comparisons with other texts ACELT1772

10.1 Australian Curriculum mapping: units 1–8

- To search for specific topics, content type, or areas of the curriculum use CTRL + F and a dialogue box will pop up. Type in what you're looking for (e.g. adverbial phrases or ACELA1531) and press enter.
- The information in each level is organised by learning area and follows this order: Reading Comprehension, Writing, Vocabulary/Spelling, Punctuation, Grammar.
- The first 'Content' column relates to the specific content of the WordFlyers unit. All other columns are about which aspects of the Australian Curriculum are being taught.
- All curriculum information is consistent with version 7.0 of the Australian Curriculum, 7 August 2014.


10.1 Writing

<div>  Australian CURRICULUM </div>							
Unit 10.1.8	Content	Strand: Literacy Sub-strand	Content descriptions	Strand: Language Sub-strand	Content descriptions	Strand: Literature Sub-strand	Content descriptions
Title: Programmed to plank Text category: Persuasive Text type: Exposition Form: Podcast by a sports psychologist (transcript) Purpose: To persuade, through the use of scientific data and/or evidence Theme: Adventure Topic: The human need to 'live on the edge'	Purpose, text type/form, audience: To present an informed opinion on the human need for risk-taking and adventure, in the form of a 'expert talk'/podcast, for an audience interested in psychology or human behaviour Text structure: Introduction, including a clear statement regarding the human need for adventure and risk-taking, but making links to social concerns about adolescent and young adult behaviours, especially relating to extreme activities such as 'planking'; short Argument paragraphs where assertions and scientific data are presented to support the contention; each Argument paragraph begins with a topic sentence that extends or develops the central contention and contains some elaboration and supporting evidence; Conclusion that places 'planking' in social and scientific contexts Language features: Evaluative language to express positive and negative value judgements; general nouns and abstract nouns; detailed noun groups; action verbs, relating verbs and modal auxiliary verbs					Responding to literature	Present an argument about a literary text based on initial impressions and subsequent analysis of the whole text ACELT1771
						Examining literature	Analyse texts from familiar and unfamiliar contexts, and discuss and evaluate their content and the appeal of an individual author's literary style ACELT1636
							Analyse text structures and language features of literary texts, and make relevant comparisons with other texts ACELT1772

10.1 Australian Curriculum mapping: units 1–8

- To search for specific topics, content type, or areas of the curriculum use CTRL + F and a dialogue box will pop up. Type in what you're looking for (e.g. adverbial phrases or ACELA1531) and press enter.
- The information in each level is organised by learning area and follows this order: Reading Comprehension, Writing, Vocabulary/Spelling, Punctuation, Grammar.
- The first 'Content' column relates to the specific content of the WordFlyers unit. All other columns are about which aspects of the Australian Curriculum are being taught.
- All curriculum information is consistent with version 7.0 of the Australian Curriculum, 7 August 2014.


10.1 Vocabulary/Spelling

							
Unit 10.1.1	Content	Strand: Literacy Sub-strand	Content descriptions	Strand: Language Sub-strand	Content descriptions	Strand: Literature Sub-strand	Content descriptions
Title: Love is a two-player game Text category: Imaginative Text type: Narrative Form: Short story (romantic comedy) Purpose: To entertain and inform Theme: Humour Topic: 'Star-crossed' lovers	Figurative language, including hyperbole and metaphor	Interpreting, analysing, evaluating	Apply an expanding vocabulary to read increasingly complex texts with fluency and comprehension ACELY1743	Expressing and developing ideas	Identify how vocabulary choices contribute to specificity, abstraction and stylistic effectiveness ACELA1561		
Unit 10.1.2							
Title: Whose planet is it, anyway? Text category: Persuasive Text type: Discussion Form: Discussion thread in an online forum Purpose: To provide a forum for different viewpoints Theme: Environment Topic: Conservative and radical views on conservation	Evaluative language and persuasive language, including point-of-view nouns, opinion adjectives and viewpoint adverbs	Interpreting, analysing, evaluating	Apply an expanding vocabulary to read increasingly complex texts with fluency and comprehension ACELY1743	Expressing and developing ideas	Identify how vocabulary choices contribute to specificity, abstraction and stylistic effectiveness ACELA1561		
				Language for interaction	Investigate how evaluation can be expressed directly and indirectly using devices, for example allusion, evocative vocabulary and metaphor ACELA1552		

10.1 Australian Curriculum mapping: units 1–8

- To search for specific topics, content type, or areas of the curriculum use CTRL + F and a dialogue box will pop up. Type in what you're looking for (e.g. adverbial phrases or ACELA1531) and press enter.
- The information in each level is organised by learning area and follows this order: Reading Comprehension, Writing, Vocabulary/Spelling, Punctuation, Grammar.
- The first 'Content' column relates to the specific content of the WordFlyers unit. All other columns are about which aspects of the Australian Curriculum are being taught.
- All curriculum information is consistent with version 7.0 of the Australian Curriculum, 7 August 2014.


10.1 Vocabulary/Spelling

 Australian CURRICULUM							
Unit 10.1.3	Content	Strand: Literacy Sub-strand	Content descriptions	Strand: Language Sub-strand	Content descriptions	Strand: Literature Sub-strand	Content descriptions
Title: The 'Sleeping Beauty' syndrome Text category: Informative Text type: Report Form: Short article in an online encyclopedia Purpose: To classify and/or describe something in general and specific ways Theme: Science Topic: Neurological disorders	Using spelling strategies to spell technical terms correctly (Greek and Latin roots)	Interpreting, analysing, evaluating	Apply an expanding vocabulary to read increasingly complex texts with fluency and comprehension ACELY1743				
Unit 10.1.4							
Title: Trial by media not on! Text category: Persuasive Text type: Exposition Form: Australian Civic Association (ACA) media release Purpose: To persuade, through the use of ethical principles Theme: Media Topic: Rights and responsibilities of social media	Using evaluative language to persuade	Interpreting, analysing, evaluating	Apply an expanding vocabulary to read increasingly complex texts with fluency and comprehension ACELY1743	Expressing and developing ideas	Identify how vocabulary choices contribute to specificity, abstraction and stylistic effectiveness ACELA1561		

10.1 Australian Curriculum mapping: units 1–8

- To search for specific topics, content type, or areas of the curriculum use CTRL + F and a dialogue box will pop up. Type in what you're looking for (e.g. adverbial phrases or ACELA1531) and press enter.
- The information in each level is organised by learning area and follows this order: Reading Comprehension, Writing, Vocabulary/Spelling, Punctuation, Grammar.
- The first 'Content' column relates to the specific content of the WordFlyers unit. All other columns are about which aspects of the Australian Curriculum are being taught.
- All curriculum information is consistent with version 7.0 of the Australian Curriculum, 7 August 2014.


10.1 Vocabulary/Spelling

 Australian CURRICULUM							
Unit 10.1.5	Content	Strand: Literacy Sub-strand	Content descriptions	Strand: Language Sub-strand	Content descriptions	Strand: Literature Sub-strand	Content descriptions
Title: A strawberry with a fish gene? Text category: Informative Text type: Explanation Form: Advertorial Purpose: To explain how or why something occurs Theme: Food Topic: Benefits of genetically modified (GM) foods	Using spelling strategies and rules to spell more difficult words correctly (base words; common suffixes; syllabification)	Interpreting, analysing, evaluating	Apply an expanding vocabulary to read increasingly complex texts with fluency and comprehension ACELY1743				
Unit 10.1.6							
Title: Beatles to Bollywood Text category: Persuasive Text type: Discussion Form: Online forum Purpose: To provide a forum for different viewpoints Theme: Entertainment Topic: Asian influences on global popular culture	Using spelling strategies to spell technical terms correctly (common suffixes; common sound–letter patterns)	Interpreting, analysing, evaluating	Apply an expanding vocabulary to read increasingly complex texts with fluency and comprehension ACELY1743	Expressing and developing ideas	Understand how spelling is used creatively in texts for particular effects, for example characterisation and humour and to represent accents and styles of speech ACELA1562		

10.1 Australian Curriculum mapping: units 1–8

- To search for specific topics, content type, or areas of the curriculum use CTRL + F and a dialogue box will pop up. Type in what you're looking for (e.g. adverbial phrases or ACELA1531) and press enter.
- The information in each level is organised by learning area and follows this order: Reading Comprehension, Writing, Vocabulary/Spelling, Punctuation, Grammar.
- The first 'Content' column relates to the specific content of the WordFlyers unit. All other columns are about which aspects of the Australian Curriculum are being taught.
- All curriculum information is consistent with version 7.0 of the Australian Curriculum, 7 August 2014.


10.1 Vocabulary/Spelling

							
Unit 10.1.7	Content	Strand: Literacy Sub-strand	Content descriptions	Strand: Language Sub-strand	Content descriptions	Strand: Literature Sub-strand	Content descriptions
Title: How to survive the drive Text category: Informative Text type: Procedure Form: 'How to' article in Dirt Wheels (magazine) Purpose: To instruct on how to do something Theme: Sport Topic: Road safety	Using spelling strategies to accurately spell words associated with driving and road conditions (base words; common suffixes; common sound–letter patterns; silent letters)	Interpreting, analysing, evaluating	Apply an expanding vocabulary to read increasingly complex texts with fluency and comprehension ACELY1743	Expressing and developing ideas	Understand how spelling is used creatively in texts for particular effects, for example characterisation and humour and to represent accents and styles of speech ACELA1562		
Unit 10.1.8							
Title: Programmed to plank Text category: Persuasive Text type: Exposition Form: Podcast by a sports psychologist (transcript) Purpose: To persuade, through the use of scientific data and/or evidence Theme: Adventure Topic: The human need to 'live on the edge'	Technical language (human psychology and sociology), including nouns, verbs and adverbs	Interpreting, analysing, evaluating	Apply an expanding vocabulary to read increasingly complex texts with fluency and comprehension ACELY1743	Expressing and developing ideas	Identify how vocabulary choices contribute to specificity, abstraction and stylistic effectiveness ACELA1561		

10.1 Australian Curriculum mapping: units 1–8

- To search for specific topics, content type, or areas of the curriculum use CTRL + F and a dialogue box will pop up. Type in what you're looking for (e.g. adverbial phrases or ACELA1531) and press enter.
- The information in each level is organised by learning area and follows this order: Reading Comprehension, Writing, Vocabulary/Spelling, Punctuation, Grammar.
- The first 'Content' column relates to the specific content of the WordFlyers unit. All other columns are about which aspects of the Australian Curriculum are being taught.
- All curriculum information is consistent with version 7.0 of the Australian Curriculum, 7 August 2014.


10.1 Punctuation

 Australian CURRICULUM							
Unit 10.1.1	Content	Strand: Literacy Sub-strand	Content descriptions	Strand: Language Sub-strand	Content descriptions	Strand: Literature Sub-strand	Content descriptions
Title: Love is a two-player game Text category: Imaginative Text type: Narrative Form: Short story (romantic comedy) Purpose: To entertain and inform Theme: Humour Topic: 'Star-crossed' lovers	Punctuating direct speech			Text structure and organisation	Understand how punctuation is used along with layout and font variations in constructing texts for different audiences and purposes ACELA1556		
Unit 10.1.2							
Title: Whose planet is it, anyway? Text category: Persuasive Text type: Discussion Form: Discussion thread in an online forum Purpose: To provide a forum for different viewpoints Theme: Environment Topic: Conservative and radical views on conservation	Using commas to separate words, phrases and clauses in sentences			Text structure and organisation	Understand how punctuation is used along with layout and font variations in constructing texts for different audiences and purposes ACELA1556		

10.1 Australian Curriculum mapping: units 1–8

- To search for specific topics, content type, or areas of the curriculum use CTRL + F and a dialogue box will pop up. Type in what you're looking for (e.g. adverbial phrases or ACELA1531) and press enter.
- The information in each level is organised by learning area and follows this order: Reading Comprehension, Writing, Vocabulary/Spelling, Punctuation, Grammar.
- The first 'Content' column relates to the specific content of the WordFlyers unit. All other columns are about which aspects of the Australian Curriculum are being taught.
- All curriculum information is consistent with version 7.0 of the Australian Curriculum, 7 August 2014.


10.1 Punctuation

 Australian CURRICULUM							
Unit 10.1.3	Content	Strand: Literacy Sub-strand	Content descriptions	Strand: Language Sub-strand	Content descriptions	Strand: Literature Sub-strand	Content descriptions
Title: The 'Sleeping Beauty' syndrome Text category: Informative Text type: Report Form: Short article in an online encyclopedia Purpose: To classify and/or describe something in general and specific ways Theme: Science Topic: Neurological disorders	Using capital letters for proper nouns and initialisms			Text structure and organisation	Understand how punctuation is used along with layout and font variations in constructing texts for different audiences and purposes ACELA1556		
Unit 10.1.4							
Title: Trial by media not on! Text category: Persuasive Text type: Exposition Form: Australian Civic Association (ACA) media release Purpose: To persuade, through the use of ethical principles Theme: Media Topic: Rights and responsibilities of social media	Using commas, semicolons, colons and dashes to separate phrases and clauses			Text structure and organisation	Understand how punctuation is used along with layout and font variations in constructing texts for different audiences and purposes ACELA1556		

10.1 Australian Curriculum mapping: units 1–8

- To search for specific topics, content type, or areas of the curriculum use CTRL + F and a dialogue box will pop up. Type in what you're looking for (e.g. adverbial phrases or ACELA1531) and press enter.
- The information in each level is organised by learning area and follows this order: Reading Comprehension, Writing, Vocabulary/Spelling, Punctuation, Grammar.
- The first 'Content' column relates to the specific content of the WordFlyers unit. All other columns are about which aspects of the Australian Curriculum are being taught.
- All curriculum information is consistent with version 7.0 of the Australian Curriculum, 7 August 2014.


10.1 Punctuation

 Australian CURRICULUM							
Unit 10.1.5	Content	Strand: Literacy Sub-strand	Content descriptions	Strand: Language Sub-strand	Content descriptions	Strand: Literature Sub-strand	Content descriptions
Title: A strawberry with a fish gene? Text category: Informative Text type: Explanation Form: Advertorial Purpose: To explain how or why something occurs Theme: Food Topic: Benefits of genetically modified (GM) foods	Using a variety of sentence punctuation, including full stops, commas and brackets			Text structure and organisation	Understand how punctuation is used along with layout and font variations in constructing texts for different audiences and purposes ACELA1556		
Unit 10.1.6							
Title: Beatles to Bollywood Text category: Persuasive Text type: Discussion Form: Online forum Purpose: To provide a forum for different viewpoints Theme: Entertainment Topic: Asian influences on global popular culture	Using sentence punctuation, symbols and initialisms in online forums			Text structure and organisation	Understand how punctuation is used along with layout and font variations in constructing texts for different audiences and purposes ACELA1556		

10.1 Australian Curriculum mapping: units 1–8

- To search for specific topics, content type, or areas of the curriculum use CTRL + F and a dialogue box will pop up. Type in what you're looking for (e.g. adverbial phrases or ACELA1531) and press enter.
- The information in each level is organised by learning area and follows this order: Reading Comprehension, Writing, Vocabulary/Spelling, Punctuation, Grammar.
- The first 'Content' column relates to the specific content of the WordFlyers unit. All other columns are about which aspects of the Australian Curriculum are being taught.
- All curriculum information is consistent with version 7.0 of the Australian Curriculum, 7 August 2014.


10.1 Punctuation

 Australian CURRICULUM							
Unit 10.1.7	Content	Strand: Literacy Sub-strand	Content descriptions	Strand: Language Sub-strand	Content descriptions	Strand: Literature Sub-strand	Content descriptions
Title: How to survive the drive Text category: Informative Text type: Procedure Form: 'How to' article in Dirt Wheels (magazine) Purpose: To instruct on how to do something Theme: Sport Topic: Road safety	Using commas to separate introductory expressions, phrases and clauses			Text structure and organisation	Understand how punctuation is used along with layout and font variations in constructing texts for different audiences and purposes ACELA1556		
Unit 10.1.8							
Title: Programmed to plank Text category: Persuasive Text type: Exposition Form: Podcast by a sports psychologist (transcript) Purpose: To persuade, through the use of scientific data and/or evidence Theme: Adventure Topic: The human need to 'live on the edge'	Using commas to separate introductory and transitional expressions			Text structure and organisation	Understand how punctuation is used along with layout and font variations in constructing texts for different audiences and purposes ACELA1556		

10.1 Australian Curriculum mapping: units 1–8

- To search for specific topics, content type, or areas of the curriculum use CTRL + F and a dialogue box will pop up. Type in what you're looking for (e.g. adverbial phrases or ACELA1531) and press enter.
- The information in each level is organised by learning area and follows this order: Reading Comprehension, Writing, Vocabulary/Spelling, Punctuation, Grammar.
- The first 'Content' column relates to the specific content of the WordFlyers unit. All other columns are about which aspects of the Australian Curriculum are being taught.
- All curriculum information is consistent with version 7.0 of the Australian Curriculum, 7 August 2014.


10.1 Grammar

 Australian CURRICULUM							
Unit 10.1.1	Content	Strand: Literacy Sub-strand	Content descriptions	Strand: Language Sub-strand	Content descriptions	Strand: Literature Sub-strand	Content descriptions
Title: Love is a two-player game Text category: Imaginative Text type: Narrative Form: Short story (romantic comedy) Purpose: To entertain and inform Theme: Humour Topic: 'Star-crossed' lovers	Factual, classifying and comparing adjectives; simple sentences, compound sentences and complex sentences			Expressing and developing ideas	Explain how authors creatively use the structures of sentences and clauses for particular effects ACELA1557		
Unit 10.1.2							
Title: Whose planet is it, anyway? Text category: Persuasive Text type: Discussion Form: Discussion thread in an online forum Purpose: To provide a forum for different viewpoints Theme: Environment Topic: Conservative and radical views on conservation	Verb groups and phrasal verbs; using different sentence types for different purposes			Expressing and developing ideas	Explain how authors creatively use the structures of sentences and clauses for particular effects ACELA1557		

10.1 Australian Curriculum mapping: units 1–8

- To search for specific topics, content type, or areas of the curriculum use CTRL + F and a dialogue box will pop up. Type in what you're looking for (e.g. adverbial phrases or ACELA1531) and press enter.
- The information in each level is organised by learning area and follows this order: Reading Comprehension, Writing, Vocabulary/Spelling, Punctuation, Grammar.
- The first 'Content' column relates to the specific content of the WordFlyers unit. All other columns are about which aspects of the Australian Curriculum are being taught.
- All curriculum information is consistent with version 7.0 of the Australian Curriculum, 7 August 2014.


10.1 Grammar

 Australian CURRICULUM							
Unit 10.1.3	Content	Strand: Literacy Sub-strand	Content descriptions	Strand: Language Sub-strand	Content descriptions	Strand: Literature Sub-strand	Content descriptions
Title: The 'Sleeping Beauty' syndrome Text category: Informative Text type: Report Form: Short article in an online encyclopedia Purpose: To classify and/or describe something in general and specific ways Theme: Science Topic: Neurological disorders	Nominalisations and verbal nouns; simple sentences, compound sentences and complex sentences			Expressing and developing ideas	Explain how authors creatively use the structures of sentences and clauses for particular effects ACELA1557		
					Understand how certain abstract nouns can be used to summarise preceding or subsequent stretches of text ACELA1559		
Unit 10.1.4							
Title: Trial by media not on! Text category: Persuasive Text type: Exposition Form: Australian Civic Association (ACA) media release Purpose: To persuade, through the use of ethical principles Theme: Media Topic: Rights and responsibilities of social media	Abstract and common nouns, including nominalisations; compound-complex sentences			Expressing and developing ideas	Explain how authors creatively use the structures of sentences and clauses for particular effects ACELA1557		
					Understand how certain abstract nouns can be used to summarise preceding or subsequent stretches of text ACELA1559		

10.1 Australian Curriculum mapping: units 1–8

- To search for specific topics, content type, or areas of the curriculum use CTRL + F and a dialogue box will pop up. Type in what you're looking for (e.g. adverbial phrases or ACELA1531) and press enter.
- The information in each level is organised by learning area and follows this order: Reading Comprehension, Writing, Vocabulary/Spelling, Punctuation, Grammar.
- The first 'Content' column relates to the specific content of the WordFlyers unit. All other columns are about which aspects of the Australian Curriculum are being taught.
- All curriculum information is consistent with version 7.0 of the Australian Curriculum, 7 August 2014.


10.1 Grammar


							
Unit 10.1.5	Content	Strand: Literacy Sub-strand	Content descriptions	Strand: Language Sub-strand	Content descriptions	Strand: Literature Sub-strand	Content descriptions
Title: A strawberry with a fish gene? Text category: Informative Text type: Explanation Form: Advertorial Purpose: To explain how or why something occurs Theme: Food Topic: Benefits of genetically modified (GM) foods	Expanded noun groups (adjectives and adjectival phrases); sentences containing adjectival clauses			Expressing and developing ideas	Explain how authors creatively use the structures of sentences and clauses for particular effects ACELA1557		
Unit 10.1.6							
Title: Beatles to Bollywood Text category: Persuasive Text type: Discussion Form: Online forum Purpose: To provide a forum for different viewpoints Theme: Entertainment Topic: Asian influences on global popular culture	Modal verbs, modal adverbs and modal nouns; using different sentence types for different purposes			Expressing and developing ideas	Explain how authors creatively use the structures of sentences and clauses for particular effects ACELA1557		

10.1 Australian Curriculum mapping: units 1–8

- To search for specific topics, content type, or areas of the curriculum use CTRL + F and a dialogue box will pop up. Type in what you're looking for (e.g. adverbial phrases or ACELA1531) and press enter.
- The information in each level is organised by learning area and follows this order: Reading Comprehension, Writing, Vocabulary/Spelling, Punctuation, Grammar.
- The first 'Content' column relates to the specific content of the WordFlyers unit. All other columns are about which aspects of the Australian Curriculum are being taught.
- All curriculum information is consistent with version 7.0 of the Australian Curriculum, 7 August 2014.

10.1 Grammar

							
Unit 10.1.7	Content	Strand: Literacy Sub-strand	Content descriptions	Strand: Language Sub-strand	Content descriptions	Strand: Literature Sub-strand	Content descriptions
Title: How to survive the drive Text category: Informative Text type: Procedure Form: 'How to' article in Dirt Wheels (magazine) Purpose: To instruct on how to do something Theme: Sport Topic: Road safety	Adverbs and adverbial phrases; complex sentences with dependent adverbial clauses			Expressing and developing ideas	Explain how authors creatively use the structures of sentences and clauses for particular effects ACELA1557		
Unit 10.1.8							
Title: Programmed to plank Text category: Persuasive Text type: Exposition Form: Podcast by a sports psychologist (transcript) Purpose: To persuade, through the use of scientific data and/or evidence Theme: Adventure Topic: The human need to 'live on the edge'	Nominalisation; variations in sentence beginnings in a range of sentence types			Expressing and developing ideas	Explain how authors creatively use the structures of sentences and clauses for particular effects ACELA1557		
					Understand how certain abstract nouns can be used to summarise preceding or subsequent stretches of text ACELA1559		

All material identified by  is material subject to copyright under the Copyright Act 1968 (Cth) and is owned by the Australian Curriculum, Assessment and Reporting Authority 2014.

For all Australian Curriculum material except elaborations: This is an extract from the Australian Curriculum. Elaborations: This may be a modified extract from the Australian Curriculum and may include the work of other authors. Disclaimer: ACARA neither endorses nor verifies the accuracy of the information provided and accepts no responsibility for incomplete or inaccurate information. In particular, ACARA does not endorse or verify that:

- The content descriptions are solely for a particular year and subject;
- All the content descriptions for that year and subject have been used; and
- The author's material aligns with the Australian Curriculum content descriptions for the relevant year and subject.

You can find the unaltered and most up to date version of the material at <http://www.australiancurriculum.edu.au> This material is reproduced with the permission of ACARA.