

8.0 Australian Curriculum mapping: units 1–10

- To search for specific topics, content type, or areas of the curriculum use CTRL + F and a dialogue box will pop up. Type in what you're looking for (e.g. adverbial phrases or ACELA1531) and press enter.
- The information in each level is organised by learning area and follows this order: Reading Comprehension, Writing, Vocabulary/Spelling, Punctuation, Grammar.
- The first 'Content' column relates to the specific content of the WordFlyers unit. All other columns are about which aspects of the Australian Curriculum are being taught.
- All curriculum information is consistent with version 8.1 of the Australian Curriculum, 16 December 2015.

8.0 Reading comprehension

		AC Australian CURRICULUM					
Unit 8.0.1	Content	Strand: Literacy Sub-strand	Content descriptions	Strand: Language Sub-strand	Content descriptions	Strand: Literature Sub-strand	Content descriptions
Title: The world's greatest taste tester Text category: Imaginative Text type: Narrative Form: Short story Purpose: To reflect on a real aspect of life Theme: Food Topic: New food trends	Comprehension strategies to build literal and inferred meaning; structures and language features of imaginative texts; predicting and confirming meaning; monitoring meaning; interpreting and analysing ideas; evaluating the quality of texts, including techniques and strategies authors use to engage readers	Interpreting, analysing, evaluating	Use comprehension strategies to build literal and inferred meaning to expand content knowledge, integrating and linking ideas and analysing and evaluating texts ACELY1692				
			Identify and explain characteristic text structures and language features used in imaginative, informative and persuasive texts to meet the purpose of the text ACELY1701				
			Navigate and read texts for specific purposes applying appropriate text processing strategies, for example predicting and confirming, monitoring meaning, skimming and scanning ACELY1702				
			Analyse how text structures and language features work together to meet the purpose of a text ACELY1711				
			Select, navigate and read texts for a range of purposes, applying appropriate text processing strategies and interpreting structural features, for example table of contents, glossary, chapters, headings and subheadings ACELY1712				
			Use comprehension strategies to interpret and analyse information and ideas, comparing content from a variety of textual sources including media and digital texts ACELY1713				

8.0 Australian Curriculum mapping: units 1-10

- To search for specific topics, content type, or areas of the curriculum use CTRL + F and a dialogue box will pop up. Type in what you're looking for (e.g. adverbial phrases or ACELA1531) and press enter.
- The information in each level is organised by learning area and follows this order: Reading Comprehension, Writing, Vocabulary/Spelling, Punctuation, Grammar.
- The first 'Content' column relates to the specific content of the WordFlyers unit. All other columns are about which aspects of the Australian Curriculum are being taught.
- All curriculum information is consistent with version 8.1 of the Australian Curriculum, 16 December 2015.


8.0 Reading comprehension

8.0 Reading comprehension		AC Australian CURRICULUM					
Unit 8.0.2	Content	Strand: Literacy Sub-strand	Content descriptions	Strand: Language Sub-strand	Content descriptions	Strand: Literature Sub-strand	Content descriptions
Title: Elite Vit-C – super drink Text category: Imaginative Text type: Poetry Form: Jingle Purpose: To reflect on a real aspect of life, in a humorous and catchy way Theme: Food Topic: Advertising a new health drink	Words and language patterns particular to jingles; structures and language features of imaginative and informative texts; predicting and confirming meaning; monitoring meaning; interpreting and analysing ideas; evaluating how text structures and language features work together to meet the purpose of a text	Interpreting, analysing, evaluating	Identify and explain characteristic text structures and language features used in imaginative, informative and persuasive texts to meet the purpose of the text ACELY1701			Examining literature	Identify the relationship between words, sounds, imagery and language patterns in narratives and poetry such as ballads, limericks and free verse ACELT1617
			Navigate and read texts for specific purposes applying appropriate text processing strategies, for example predicting and confirming, monitoring meaning, skimming and scanning ACELY1702				
			Use comprehension strategies to analyse information, integrating and linking ideas from a variety of print and digital sources ACELY1703				
			Analyse how text structures and language features work together to meet the purpose of a text ACELY1711				
			Select, navigate and read texts for a range of purposes, applying appropriate text processing strategies and interpreting structural features, for example table of contents, glossary, chapters, headings and subheadings ACELY1712				
			Use comprehension strategies to interpret and analyse information and ideas, comparing content from a variety of textual sources including media and digital texts ACELY1713				

8.0 Australian Curriculum mapping: units 1–10

- To search for specific topics, content type, or areas of the curriculum use CTRL + F and a dialogue box will pop up. Type in what you're looking for (e.g. adverbial phrases or ACELA1531) and press enter.
- The information in each level is organised by learning area and follows this order: Reading Comprehension, Writing, Vocabulary/Spelling, Punctuation, Grammar.
- The first 'Content' column relates to the specific content of the WordFlyers unit. All other columns are about which aspects of the Australian Curriculum are being taught.
- All curriculum information is consistent with version 8.1 of the Australian Curriculum, 16 December 2015.


8.0 Reading comprehension

							
Unit 8.0.3	Content	Strand: Literacy Sub-strand	Content descriptions	Strand: Language Sub-strand	Content descriptions	Strand: Literature Sub-strand	Content descriptions
Title: V8 superfan Text category: Informative Text type: Description Form: Blog entry Purpose: To describe the specific features of something or someone Theme: Sport Topic: V8 Supercar racing	Comprehension strategies to build literal and inferred meaning; structures and language features of informative texts; predicting, confirming and monitoring meaning; interpreting and analysing ideas; evaluating the quality of texts	Interpreting, analysing, evaluating	Use comprehension strategies to build literal and inferred meaning to expand content knowledge, integrating and linking ideas and analysing and evaluating texts ACELY1692				
			Identify and explain characteristic text structures and language features used in imaginative, informative and persuasive texts to meet the purpose of the text ACELY1701				
			Navigate and read texts for specific purposes applying appropriate text processing strategies, for example predicting and confirming, monitoring meaning, skimming and scanning ACELY1702				
			Analyse how text structures and language features work together to meet the purpose of a text ACELY1711				
			Select, navigate and read texts for a range of purposes, applying appropriate text processing strategies and interpreting structural features, for example table of contents, glossary, chapters, headings and subheadings ACELY1712				
			Use comprehension strategies to interpret and analyse information and ideas, comparing content from a variety of textual sources including media and digital texts ACELY1713				

8.0 Australian Curriculum mapping: units 1–10

- To search for specific topics, content type, or areas of the curriculum use CTRL + F and a dialogue box will pop up. Type in what you're looking for (e.g. adverbial phrases or ACELA1531) and press enter.
- The information in each level is organised by learning area and follows this order: Reading Comprehension, Writing, Vocabulary/Spelling, Punctuation, Grammar.
- The first 'Content' column relates to the specific content of the WordFlyers unit. All other columns are about which aspects of the Australian Curriculum are being taught.
- All curriculum information is consistent with version 8.1 of the Australian Curriculum, 16 December 2015.

8.0 Reading comprehension

							
Unit 8.0.4	Content	Strand: Literacy Sub-strand	Content descriptions	Strand: Language Sub-strand	Content descriptions	Strand: Literature Sub-strand	Content descriptions
Title: Net yourself some netsuke Text category: Informative Text type: Description Form: Blog entry Purpose: To describe the specific features of something or someone Theme: Collections Topic: Netsuke carvings	Comprehension strategies to build literal and inferred meaning; structures and language features of informative texts; predicting, confirming and monitoring meaning; interpreting and analysing ideas; evaluating the quality of texts	Interpreting, analysing, evaluating	Use comprehension strategies to build literal and inferred meaning to expand content knowledge, integrating and linking ideas and analysing and evaluating texts ACELY1692				
			Identify and explain characteristic text structures and language features used in imaginative, informative and persuasive texts to meet the purpose of the text ACELY1701				
			Navigate and read texts for specific purposes applying appropriate text processing strategies, for example predicting and confirming, monitoring meaning, skimming and scanning ACELY1702				
			Analyse how text structures and language features work together to meet the purpose of a text ACELY1711				
			Select, navigate and read texts for a range of purposes, applying appropriate text processing strategies and interpreting structural features, for example table of contents, glossary, chapters, headings and subheadings ACELY1712				
			Use comprehension strategies to interpret and analyse information and ideas, comparing content from a variety of textual sources including media and digital texts ACELY1713				

8.0 Australian Curriculum mapping: units 1-10

- To search for specific topics, content type, or areas of the curriculum use CTRL + F and a dialogue box will pop up. Type in what you're looking for (e.g. adverbial phrases or ACELA1531) and press enter.
- The information in each level is organised by learning area and follows this order: Reading Comprehension, Writing, Vocabulary/Spelling, Punctuation, Grammar.
- The first 'Content' column relates to the specific content of the WordFlyers unit. All other columns are about which aspects of the Australian Curriculum are being taught.
- All curriculum information is consistent with version 8.1 of the Australian Curriculum, 16 December 2015.


8.0 Reading comprehension

8.0 Reading comprehension		AC Australian CURRICULUM					
Unit 8.0.5	Content	Strand: Literacy Sub-strand	Content descriptions	Strand: Language Sub-strand	Content descriptions	Strand: Literature Sub-strand	Content descriptions
Title: <i>Writer's world: Ziggy Marks</i> Text category: Informative Text type: Explanation Form: Radio interview transcript Purpose: To explain how or why something occurs Theme: People Topic: How to become a published author	Structures and language features of informative texts; predicting, confirming and monitoring meaning; interpreting and analysing ideas; evaluating the quality of texts, including how text structures and language features work together to achieve the purpose of a text	Interpreting, analysing, evaluating	Identify and explain characteristic text structures and language features used in imaginative, informative and persuasive texts to meet the purpose of the text ACELY1701			Examining literature	Recognise that ideas in literary texts can be conveyed from different viewpoints, which can lead to different kinds of interpretations and responses ACELT1610
			Navigate and read texts for specific purposes applying appropriate text processing strategies, for example predicting and confirming, monitoring meaning, skimming and scanning ACELY1702				
			Analyse how text structures and language features work together to meet the purpose of a text ACELY1711				
			Select, navigate and read texts for a range of purposes, applying appropriate text processing strategies and interpreting structural features, for example table of contents, glossary, chapters, headings and subheadings ACELY1712				
			Use comprehension strategies to interpret and analyse information and ideas, comparing content from a variety of textual sources including media and digital texts ACELY1713				

8.0 Australian Curriculum mapping: units 1–10

- To search for specific topics, content type, or areas of the curriculum use CTRL + F and a dialogue box will pop up. Type in what you're looking for (e.g. adverbial phrases or ACELA1531) and press enter.
- The information in each level is organised by learning area and follows this order: Reading Comprehension, Writing, Vocabulary/Spelling, Punctuation, Grammar.
- The first 'Content' column relates to the specific content of the WordFlyers unit. All other columns are about which aspects of the Australian Curriculum are being taught.
- All curriculum information is consistent with version 8.1 of the Australian Curriculum, 16 December 2015.


8.0 Reading comprehension

							
Unit 8.0.6	Content	Strand: Literacy Sub-strand	Content descriptions	Strand: Language Sub-strand	Content descriptions	Strand: Literature Sub-strand	Content descriptions
Title: South Africa – land of adventure Text category: Informative Text type: Report Form: Magazine article Purpose: To classify and/or describe something in general and specific ways Theme: Travel Topic: South Africa	Structures and language features of informative texts; predicting, confirming and monitoring meaning; interpreting and analysing ideas; evaluating the quality of texts	Interpreting, analysing, evaluating	Identify and explain characteristic text structures and language features used in imaginative, informative and persuasive texts to meet the purpose of the text ACELY1701				
			Navigate and read texts for specific purposes applying appropriate text processing strategies, for example predicting and confirming, monitoring meaning, skimming and scanning ACELY1702				
			Analyse how text structures and language features work together to meet the purpose of a text ACELY1711				
			Select, navigate and read texts for a range of purposes, applying appropriate text processing strategies and interpreting structural features, for example table of contents, glossary, chapters, headings and subheadings ACELY1712				
			Use comprehension strategies to interpret and analyse information and ideas, comparing content from a variety of textual sources including media and digital texts ACELY1713				

8.0 Australian Curriculum mapping: units 1–10

- To search for specific topics, content type, or areas of the curriculum use CTRL + F and a dialogue box will pop up. Type in what you're looking for (e.g. adverbial phrases or ACELA1531) and press enter.
- The information in each level is organised by learning area and follows this order: Reading Comprehension, Writing, Vocabulary/Spelling, Punctuation, Grammar.
- The first 'Content' column relates to the specific content of the WordFlyers unit. All other columns are about which aspects of the Australian Curriculum are being taught.
- All curriculum information is consistent with version 8.1 of the Australian Curriculum, 16 December 2015.

8.0 Reading comprehension

							
Unit 8.0.7	Content	Strand: Literacy Sub-strand	Content descriptions	Strand: Language Sub-strand	Content descriptions	Strand: Literature Sub-strand	Content descriptions
Title: Selfies are dangerous Text category: Persuasive Text type: Discussion Form: Radio interview transcript Purpose: To present a number of arguments related to an issue/topic Theme: Communication Topic: Can selfies be dangerous?	Structures and language features of persuasive texts; predicting and confirming meaning; monitoring meaning; interpreting and analysing ideas; evaluating the quality of texts	Interpreting, analysing, evaluating	Identify and explain characteristic text structures and language features used in imaginative, informative and persuasive texts to meet the purpose of the text ACELY1701				
			Navigate and read texts for specific purposes applying appropriate text processing strategies, for example predicting and confirming, monitoring meaning, skimming and scanning ACELY1702				
			Analyse how text structures and language features work together to meet the purpose of a text ACELY1711				
			Select, navigate and read texts for a range of purposes, applying appropriate text processing strategies and interpreting structural features, for example table of contents, glossary, chapters, headings and subheadings ACELY1712				
			Use comprehension strategies to interpret and analyse information and ideas, comparing content from a variety of textual sources including media and digital texts ACELY1713				

8.0 Australian Curriculum mapping: units 1–10

- To search for specific topics, content type, or areas of the curriculum use CTRL + F and a dialogue box will pop up. Type in what you're looking for (e.g. adverbial phrases or ACELA1531) and press enter.
- The information in each level is organised by learning area and follows this order: Reading Comprehension, Writing, Vocabulary/Spelling, Punctuation, Grammar.
- The first 'Content' column relates to the specific content of the WordFlyers unit. All other columns are about which aspects of the Australian Curriculum are being taught.
- All curriculum information is consistent with version 8.1 of the Australian Curriculum, 16 December 2015.

8.0 Reading comprehension

		AC Australian CURRICULUM					
Unit 8.0.8	Content	Strand: Literacy Sub-strand	Content descriptions	Strand: Language Sub-strand	Content descriptions	Strand: Literature Sub-strand	Content descriptions
Title: Three tips to avoid diabetes Text category: Persuasive Text type: Exposition Form: Speech (video clip and transcript) Purpose: To persuade, through the use of detailed evidence Theme: Health Topic: How to prevent type 2 diabetes	Structures and language features of persuasive texts; predicting and confirming meaning; monitoring meaning; interpreting and analysing ideas; evaluating the quality of texts, including techniques and strategies authors use to engage readers	Interpreting, analysing, evaluating	Identify and explain characteristic text structures and language features used in imaginative, informative and persuasive texts to meet the purpose of the text ACELY1701				
			Navigate and read texts for specific purposes applying appropriate text processing strategies, for example predicting and confirming, monitoring meaning, skimming and scanning ACELY1702				
			Analyse how text structures and language features work together to meet the purpose of a text ACELY1711				
			Select, navigate and read texts for a range of purposes, applying appropriate text processing strategies and interpreting structural features, for example table of contents, glossary, chapters, headings and subheadings ACELY1712				
			Use comprehension strategies to interpret and analyse information and ideas, comparing content from a variety of textual sources including media and digital texts ACELY1713				
			Analyse strategies authors use to influence readers ACELY1801				

8.0 Australian Curriculum mapping: units 1–10

- To search for specific topics, content type, or areas of the curriculum use CTRL + F and a dialogue box will pop up. Type in what you're looking for (e.g. adverbial phrases or ACELA1531) and press enter.
- The information in each level is organised by learning area and follows this order: Reading Comprehension, Writing, Vocabulary/Spelling, Punctuation, Grammar.
- The first 'Content' column relates to the specific content of the WordFlyers unit. All other columns are about which aspects of the Australian Curriculum are being taught.
- All curriculum information is consistent with version 8.1 of the Australian Curriculum, 16 December 2015.

8.0 Reading comprehension

		AC Australian CURRICULUM					
Unit 8.0.9	Content	Strand: Literacy Sub-strand	Content descriptions	Strand: Language Sub-strand	Content descriptions	Strand: Literature Sub-strand	Content descriptions
Title: Say no to urban sprawl Text category: Informative Text type: Report Form: Formal political response to a government proposal Purpose: To classify and/or describe something in general and specific ways Theme: Environment Topic: The dangers of urban sprawl	Structures and language features of informative texts; predicting, confirming and monitoring meaning; interpreting and analysing ideas; evaluating the quality of texts	Interpreting, analysing, evaluating	Identify and explain characteristic text structures and language features used in imaginative, informative and persuasive texts to meet the purpose of the text ACELY1701				
			Navigate and read texts for specific purposes applying appropriate text processing strategies, for example predicting and confirming, monitoring meaning, skimming and scanning ACELY1702				
			Analyse how text structures and language features work together to meet the purpose of a text ACELY1711				
			Select, navigate and read texts for a range of purposes, applying appropriate text processing strategies and interpreting structural features, for example table of contents, glossary, chapters, headings and subheadings ACELY1712				
			Use comprehension strategies to interpret and analyse information and ideas, comparing content from a variety of textual sources including media and digital texts ACELY1713				

8.0 Australian Curriculum mapping: units 1–10

- To search for specific topics, content type, or areas of the curriculum use CTRL + F and a dialogue box will pop up. Type in what you're looking for (e.g. adverbial phrases or ACELA1531) and press enter.
- The information in each level is organised by learning area and follows this order: Reading Comprehension, Writing, Vocabulary/Spelling, Punctuation, Grammar.
- The first 'Content' column relates to the specific content of the WordFlyers unit. All other columns are about which aspects of the Australian Curriculum are being taught.
- All curriculum information is consistent with version 8.1 of the Australian Curriculum, 16 December 2015.

8.0 Reading comprehension

		AC Australian CURRICULUM					
Unit 8.0.10	Content	Strand: Literacy Sub-strand	Content descriptions	Strand: Language Sub-strand	Content descriptions	Strand: Literature Sub-strand	Content descriptions
Title: Perfect holiday home with class Text category: Persuasive Text type: Exposition Form: Advertisement Purpose: To persuade, through the use of detailed evidence Theme: Travel Topic: Renting a holiday home	Structures and language features of persuasive texts; predicting and confirming meaning; monitoring meaning; interpreting and analysing ideas; evaluating the quality of texts, including techniques and strategies authors use to engage readers	Interpreting, analysing, evaluating	Identify and explain characteristic text structures and language features used in imaginative, informative and persuasive texts to meet the purpose of the text ACELY1701				
			Navigate and read texts for specific purposes applying appropriate text processing strategies, for example predicting and confirming, monitoring meaning, skimming and scanning ACELY1702				
			Analyse how text structures and language features work together to meet the purpose of a text ACELY1711				
			Select, navigate and read texts for a range of purposes, applying appropriate text processing strategies and interpreting structural features, for example table of contents, glossary, chapters, headings and subheadings ACELY1712				
			Use comprehension strategies to interpret and analyse information and ideas, comparing content from a variety of textual sources including media and digital texts ACELY1713				
			Analyse strategies authors use to influence readers ACELY1801				

8.0 Australian Curriculum mapping: units 1–10

- To search for specific topics, content type, or areas of the curriculum use CTRL + F and a dialogue box will pop up. Type in what you're looking for (e.g. adverbial phrases or ACELA1531) and press enter.
- The information in each level is organised by learning area and follows this order: Reading Comprehension, Writing, Vocabulary/Spelling, Punctuation, Grammar.
- The first 'Content' column relates to the specific content of the WordFlyers unit. All other columns are about which aspects of the Australian Curriculum are being taught.
- All curriculum information is consistent with version 8.1 of the Australian Curriculum, 16 December 2015.


8.0 Writing

		AC Australian CURRICULUM					
Unit 8.0.1	Content	Strand: Literacy Sub-strand	Content descriptions	Strand: Language Sub-strand	Content descriptions	Strand: Literature Sub-strand	Content descriptions
Title: The world's greatest taste tester Text category: Imaginative Text type: Narrative Form: Short story Purpose: To reflect on a real aspect of life Theme: Food Topic: New food trends	Purpose, text type/form, audience: To entertain readers with a short story about taste testing, for a general audience Text structure: Introduction to the main character (Orientation stage); description of the main character's 'skill', main character presented with a challenge to judge a particular recipe (Complication stage); question posed to the readers (no definite Resolution stage) Language features: Specific nouns and pronouns referring to setting and characters; adjectives that build detailed descriptions; action verbs; past-tense form; dialogue	Interpreting, analysing, evaluating	Identify and explain characteristic text structures and language features used in imaginative, informative and persuasive texts to meet the purpose of the text ACELY1701	Text structure and organisation	Understand how texts vary in purpose, structure and topic as well as the degree of formality ACELA1504		
			Analyse how text structures and language features work together to meet the purpose of a text ACELY1711				

8.0 Australian Curriculum mapping: units 1–10

- To search for specific topics, content type, or areas of the curriculum use CTRL + F and a dialogue box will pop up. Type in what you're looking for (e.g. adverbial phrases or ACELA1531) and press enter.
- The information in each level is organised by learning area and follows this order: Reading Comprehension, Writing, Vocabulary/Spelling, Punctuation, Grammar.
- The first 'Content' column relates to the specific content of the WordFlyers unit. All other columns are about which aspects of the Australian Curriculum are being taught.
- All curriculum information is consistent with version 8.1 of the Australian Curriculum, 16 December 2015.


8.0 Writing

							
Unit 8.0.2	Content	Strand: Literacy Sub-strand	Content descriptions	Strand: Language Sub-strand	Content descriptions	Strand: Literature Sub-strand	Content descriptions
Title: Elite Vit-C – super drink Text category: Imaginative Text type: Poetry Form: Jingle Purpose: To reflect on a real aspect of life, in a humorous and catchy way Theme: Food Topic: Advertising a new health drink	Purpose, text type/form, audience: To advertise a new drink, in the form of a jingle, for a general audience Text structure: Chorus to introduce the topic, two verse stages broken up with additional chorus stages Language features: Sound patterns including rhyming words; adjectives to add description to a text; slang and informal language to appeal to particular audiences	Interpreting, analysing, evaluating	Identify and explain characteristic text structures and language features used in imaginative, informative and persuasive texts to meet the purpose of the text ACELY1701			Examining literature	Understand, interpret and experiment with sound devices and imagery, including simile, metaphor and personification, in narratives, shape poetry, songs, anthems and odes ACELT1611
			Analyse how text structures and language features work together to meet the purpose of a text ACELY1711				

8.0 Australian Curriculum mapping: units 1–10

- To search for specific topics, content type, or areas of the curriculum use CTRL + F and a dialogue box will pop up. Type in what you're looking for (e.g. adverbial phrases or ACELA1531) and press enter.
- The information in each level is organised by learning area and follows this order: Reading Comprehension, Writing, Vocabulary/Spelling, Punctuation, Grammar.
- The first 'Content' column relates to the specific content of the WordFlyers unit. All other columns are about which aspects of the Australian Curriculum are being taught.
- All curriculum information is consistent with version 8.1 of the Australian Curriculum, 16 December 2015.


8.0 Writing

							
Unit 8.0.3	Content	Strand: Literacy Sub-strand	Content descriptions	Strand: Language Sub-strand	Content descriptions	Strand: Literature Sub-strand	Content descriptions
Title: V8 superfan Text category: Informative Text type: Description Form: Blog entry Purpose: To describe the specific features of something or someone Theme: Sport Topic: V8 Supercar racing	Purpose, text type/form, audience: To describe V8 racing and extreme driving skills, in the form of a blog post, for a general audience interested in racing Text structure: General information about V8 racing – where it originated, what it is (Introduction to the Subject stage); further information about V8 racing – what's involved, what drivers need to be able to do (Characteristic Features of the Subject stage) Language features: Specific nouns; adjectives to add detail; a range of verbs, including action verbs and relating verbs	Interpreting, analysing, evaluating	Identify and explain characteristic text structures and language features used in imaginative, informative and persuasive texts to meet the purpose of the text ACELY1701	Text structure and organisation	Understand how texts vary in purpose, structure and topic as well as the degree of formality ACELA1504		
			Analyse how text structures and language features work together to meet the purpose of a text ACELY1711				

8.0 Australian Curriculum mapping: units 1–10

- To search for specific topics, content type, or areas of the curriculum use CTRL + F and a dialogue box will pop up. Type in what you're looking for (e.g. adverbial phrases or ACELA1531) and press enter.
- The information in each level is organised by learning area and follows this order: Reading Comprehension, Writing, Vocabulary/Spelling, Punctuation, Grammar.
- The first 'Content' column relates to the specific content of the WordFlyers unit. All other columns are about which aspects of the Australian Curriculum are being taught.
- All curriculum information is consistent with version 8.1 of the Australian Curriculum, 16 December 2015.


8.0 Writing

							
Unit 8.0.4	Content	Strand: Literacy Sub-strand	Content descriptions	Strand: Language Sub-strand	Content descriptions	Strand: Literature Sub-strand	Content descriptions
Title: Net yourself some netsuke Text category: Informative Text type: Description Form: Blog entry Purpose: To describe the specific features of something or someone Theme: Collections Topic: Netsuke carvings	Purpose, audience, text type/form: To describe netsuke and the best ways to begin a collection, in the form of a blog entry, for an audience interested in collecting netsuke Text structure: General information about netsuke (Introduction to the Subject stage); further information provided (Characteristic Features of the Subject stage) Language features: Specific nouns; adjectives to add detail and description to the nouns; a range of verbs including action verbs and relating verbs	Interpreting, analysing, evaluating	Identify and explain characteristic text structures and language features used in imaginative, informative and persuasive texts to meet the purpose of the text ACELY1701	Text structure and organisation	Understand how texts vary in purpose, structure and topic as well as the degree of formality ACELA1504		
			Analyse how text structures and language features work together to meet the purpose of a text ACELY1711				

8.0 Australian Curriculum mapping: units 1–10

- To search for specific topics, content type, or areas of the curriculum use CTRL + F and a dialogue box will pop up. Type in what you're looking for (e.g. adverbial phrases or ACELA1531) and press enter.
- The information in each level is organised by learning area and follows this order: Reading Comprehension, Writing, Vocabulary/Spelling, Punctuation, Grammar.
- The first 'Content' column relates to the specific content of the WordFlyers unit. All other columns are about which aspects of the Australian Curriculum are being taught.
- All curriculum information is consistent with version 8.1 of the Australian Curriculum, 16 December 2015.


8.0 Writing

							
Unit 8.0.5	Content	Strand: Literacy Sub-strand	Content descriptions	Strand: Language Sub-strand	Content descriptions	Strand: Literature Sub-strand	Content descriptions
Title: <i>Writer's world:</i> Ziggy Marks Text category: Informative Text type: Explanation Form: Radio interview transcript Purpose: To explain how or why something occurs Theme: People Topic: How to become a published author	Purpose, text type/form, audience: To explain how to get started as an author/ writer, in the form of a radio interview transcript, for an audience of aspiring writers Text structure: Opening introducing the topic of becoming a published writer (Phenomenon Identification stage); remainder of the text expaining how to achieve this (Explanation Sequence stage) Language features: Technical language related to the process of becoming an author, including general and specific nouns and descriptive adjectives; a variety of verb types, including action and relating verbs; temporal text connectives to link events in time	Interpreting, analysing, evaluating	Identify and explain characteristic text structures and language features used in imaginative, informative and persuasive texts to meet the purpose of the text ACELY1701	Text structure and organisation	Understand how texts vary in purpose, structure and topic as well as the degree of formality ACELA1504		
			Analyse how text structures and language features work together to meet the purpose of a text ACELY1711				

8.0 Australian Curriculum mapping: units 1–10

- To search for specific topics, content type, or areas of the curriculum use CTRL + F and a dialogue box will pop up. Type in what you're looking for (e.g. adverbial phrases or ACELA1531) and press enter.
- The information in each level is organised by learning area and follows this order: Reading Comprehension, Writing, Vocabulary/Spelling, Punctuation, Grammar.
- The first 'Content' column relates to the specific content of the WordFlyers unit. All other columns are about which aspects of the Australian Curriculum are being taught.
- All curriculum information is consistent with version 8.1 of the Australian Curriculum, 16 December 2015.


8.0 Writing

							
Unit 8.0.6	Content	Strand: Literacy Sub-strand	Content descriptions	Strand: Language Sub-strand	Content descriptions	Strand: Literature Sub-strand	Content descriptions
Title: South Africa – land of adventure Text category: Informative Text type: Report Form: Magazine article Purpose: To classify and/or describe something in general and specific ways Theme: Travel Topic: South Africa	Purpose, text type/form, audience: To classify and describe South Africa with a focus on the reasons to choose to go there on holiday, in the form of a magazine article, for an audience interested in travelling Text structure: Title; headings to group information into sections; opening statement including general classification; text organised into paragraphs with clear topic sentences Language features: Common and proper nouns; relating verbs; technical language to describe aspects of the topic clearly; everyday language	Interpreting, analysing, evaluating	Identify and explain characteristic text structures and language features used in imaginative, informative and persuasive texts to meet the purpose of the text ACELY1701	Text structure and organisation	Understand how texts vary in purpose, structure and topic as well as the degree of formality ACELA1504		
			Analyse how text structures and language features work together to meet the purpose of a text ACELY1711				

8.0 Australian Curriculum mapping: units 1–10

- To search for specific topics, content type, or areas of the curriculum use CTRL + F and a dialogue box will pop up. Type in what you're looking for (e.g. adverbial phrases or ACELA1531) and press enter.
- The information in each level is organised by learning area and follows this order: Reading Comprehension, Writing, Vocabulary/Spelling, Punctuation, Grammar.
- The first 'Content' column relates to the specific content of the WordFlyers unit. All other columns are about which aspects of the Australian Curriculum are being taught.
- All curriculum information is consistent with version 8.1 of the Australian Curriculum, 16 December 2015.


8.0 Writing

							
Unit 8.0.7	Content	Strand: Literacy Sub-strand	Content descriptions	Strand: Language Sub-strand	Content descriptions	Strand: Literature Sub-strand	Content descriptions
Title: Selfies are dangerous Text category: Persuasive Text type: Discussion Form: Radio interview transcript Purpose: To present a number of arguments related to an issue/topic Theme: Communication Topic: Can selfies be dangerous?	Purpose, text type/form, audience: To present a range of viewpoints on the topic of 'selfies', in the form of a radio interview transcript, for a teenage/young adult audience Text structure: Introduction to the topic from host; text contains a range of viewpoints expressed by the guest speaker and the host Language features: Nouns to suit the issue or topic; a range of verbs including action verbs and relating verbs; adverbs to provide information about how, when, where and why things happen	Interpreting, analysing, evaluating	Identify and explain characteristic text structures and language features used in imaginative, informative and persuasive texts to meet the purpose of the text ACELY1701	Text structure and organisation	Understand how texts vary in purpose, structure and topic as well as the degree of formality ACELA1504		
			Analyse how text structures and language features work together to meet the purpose of a text ACELY1711				

8.0 Australian Curriculum mapping: units 1–10

- To search for specific topics, content type, or areas of the curriculum use CTRL + F and a dialogue box will pop up. Type in what you're looking for (e.g. adverbial phrases or ACELA1531) and press enter.
- The information in each level is organised by learning area and follows this order: Reading Comprehension, Writing, Vocabulary/Spelling, Punctuation, Grammar.
- The first 'Content' column relates to the specific content of the WordFlyers unit. All other columns are about which aspects of the Australian Curriculum are being taught.
- All curriculum information is consistent with version 8.1 of the Australian Curriculum, 16 December 2015.


8.0 Writing

							
Unit 8.0.8	Content	Strand: Literacy Sub-strand	Content descriptions	Strand: Language Sub-strand	Content descriptions	Strand: Literature Sub-strand	Content descriptions
Title: Three tips to avoid diabetes Text category: Persuasive Text type: Exposition Form: Speech (video clip and transcript) Purpose: To persuade, through the use of detailed evidence Theme: Health Topic: How to prevent type 2 diabetes	Purpose, text type/form, audience: To present one viewpoint on the topic of type 2 diabetes with a focus on persuading people to adopt healthier lifestyles to avoid developing the illness, in the form of a speech, for an audience interested in health Text structure: 'Hook' to gain reader attention; clear progression through Contention, Arguments, Conclusion stages; elaborations and evidence provided in support of the contention Language features: Common nouns; adjectives to add detail to nouns; a range of verbs including action and relating verbs; evaluative language to express the writer's opinions	Interpreting, analysing, evaluating	Identify and explain characteristic text structures and language features used in imaginative, informative and persuasive texts to meet the purpose of the text ACELY1701	Text structure and organisation	Understand how texts vary in purpose, structure and topic as well as the degree of formality ACELA1504		
			Analyse how text structures and language features work together to meet the purpose of a text ACELY1711	Expressing and developing ideas	Investigate how vocabulary choices, including evaluative language can express shades of meaning, feeling and opinion ACELA1525		

8.0 Australian Curriculum mapping: units 1–10

- To search for specific topics, content type, or areas of the curriculum use CTRL + F and a dialogue box will pop up. Type in what you're looking for (e.g. adverbial phrases or ACELA1531) and press enter.
- The information in each level is organised by learning area and follows this order: Reading Comprehension, Writing, Vocabulary/Spelling, Punctuation, Grammar.
- The first 'Content' column relates to the specific content of the WordFlyers unit. All other columns are about which aspects of the Australian Curriculum are being taught.
- All curriculum information is consistent with version 8.1 of the Australian Curriculum, 16 December 2015.


8.0 Writing

							
Unit 8.0.9	Content	Strand: Literacy Sub-strand	Content descriptions	Strand: Language Sub-strand	Content descriptions	Strand: Literature Sub-strand	Content descriptions
Title: Say no to urban sprawl Text category: Informative Text type: Report Form: Formal political response to a government proposal Purpose: To classify and/or describe something in general and specific ways Theme: Environment Topic: The dangers of urban sprawl	Purpose, text type/form, audience: To respond to a new government policy, outlining the negative impact of urban sprawl on communities and the environment, in the form of a formal response, for a government audience Text structure: Opening statement includes a general classification of what urban sprawl is; organised into headings and paragraphs giving 'everyday' but accurate descriptions of the effect of urban sprawl on communities and the environment Language features: Common and proper nouns; relating verbs to connect ideas; technical language for topic-specific vocabulary and everyday language for accessibility	Interpreting, analysing, evaluating	Identify and explain characteristic text structures and language features used in imaginative, informative and persuasive texts to meet the purpose of the text ACELY1701	Text structure and organisation	Understand how texts vary in purpose, structure and topic as well as the degree of formality ACELA1504		
			Analyse how text structures and language features work together to meet the purpose of a text ACELY1711				

8.0 Australian Curriculum mapping: units 1–10

- To search for specific topics, content type, or areas of the curriculum use CTRL + F and a dialogue box will pop up. Type in what you're looking for (e.g. adverbial phrases or ACELA1531) and press enter.
- The information in each level is organised by learning area and follows this order: Reading Comprehension, Writing, Vocabulary/Spelling, Punctuation, Grammar.
- The first 'Content' column relates to the specific content of the WordFlyers unit. All other columns are about which aspects of the Australian Curriculum are being taught.
- All curriculum information is consistent with version 8.1 of the Australian Curriculum, 16 December 2015.


8.0 Writing

							
Unit 8.0.10	Content	Strand: Literacy Sub-strand	Content descriptions	Strand: Language Sub-strand	Content descriptions	Strand: Literature Sub-strand	Content descriptions
Title: Perfect holiday home with class Text category: Persuasive Text type: Exposition Form: Advertisement Purpose: To persuade, through the use of detailed evidence Theme: Travel Topic: Renting a holiday home	Purpose, text type/form, audience: To present one viewpoint about a rental beach house, with a focus on persuading people to believe renting the house is a great idea, in the form of an online property review, for an audience interested in renting a beach house Text structure: 'Hook' to gain reader attention; clear progression through Contention, Arguments, Conclusion stages; elaborations and evidence provided in support of the contention Language features: Common nouns; adjectives; evaluative language to express positive opinions	Interpreting, analysing, evaluating	Identify and explain characteristic text structures and language features used in imaginative, informative and persuasive texts to meet the purpose of the text ACELY1701	Expressing and developing ideas	Investigate how vocabulary choices, including evaluative language can express shades of meaning, feeling and opinion ACELA1525		
			Analyse how text structures and language features work together to meet the purpose of a text ACELY1711	Text structure and organisation	Understand how texts vary in purpose, structure and topic as well as the degree of formality ACELA1504		

8.0 Australian Curriculum mapping: units 1–10

- To search for specific topics, content type, or areas of the curriculum use CTRL + F and a dialogue box will pop up. Type in what you're looking for (e.g. adverbial phrases or ACELA1531) and press enter.
- The information in each level is organised by learning area and follows this order: Reading Comprehension, Writing, Vocabulary/Spelling, Punctuation, Grammar.
- The first 'Content' column relates to the specific content of the WordFlyers unit. All other columns are about which aspects of the Australian Curriculum are being taught.
- All curriculum information is consistent with version 8.1 of the Australian Curriculum, 16 December 2015.


8.0 Vocabulary/Spelling

							
Unit 8.0.1	Content	Strand: Literacy Sub-strand	Content descriptions	Strand: Language Sub-strand	Content descriptions	Strand: Literature Sub-strand	Content descriptions
Title: The world's greatest taste tester Text category: Imaginative Text type: Narrative Form: Short story Purpose: To reflect on a real aspect of life Theme: Food Topic: New food trends	Compound words			Phonics and word knowledge	Understand how to use knowledge of digraphs, long vowels, blends and silent letters to spell one and two syllable words including some compound words ACELA1471		
Unit 8.0.2							
Title: Elite Vit-C – super drink Text category: Imaginative Text type: Poetry Form: Jingle Purpose: To reflect on a real aspect of life, in a humorous and catchy way Theme: Food Topic: Advertising a new health drink	Syllabification			Phonics and word knowledge	Understand how to use knowledge of digraphs, long vowels, blends and silent letters to spell one and two syllable words including some compound words ACELA1471		

8.0 Australian Curriculum mapping: units 1–10

- To search for specific topics, content type, or areas of the curriculum use CTRL + F and a dialogue box will pop up. Type in what you're looking for (e.g. adverbial phrases or ACELA1531) and press enter.
- The information in each level is organised by learning area and follows this order: Reading Comprehension, Writing, Vocabulary/Spelling, Punctuation, Grammar.
- The first 'Content' column relates to the specific content of the WordFlyers unit. All other columns are about which aspects of the Australian Curriculum are being taught.
- All curriculum information is consistent with version 8.1 of the Australian Curriculum, 16 December 2015.


8.0 Vocabulary/Spelling

							
Unit 8.0.3	Content	Strand: Literacy Sub-strand	Content descriptions	Strand: Language Sub-strand	Content descriptions	Strand: Literature Sub-strand	Content descriptions
Title: V8 superfan Text category: Informative Text type: Description Form: Blog entry Purpose: To describe the specific features of something or someone Theme: Sport Topic: V8 Supercar racing	Technical language			Expressing and developing ideas	Learn extended and technical vocabulary and ways of expressing opinion including modal verbs and adverbs ACELA1484		
Unit 8.0.4							
Title: Net yourself some netsuke Text category: Informative Text type: Description Form: Blog entry Purpose: To describe the specific features of something or someone Theme: Collections Topic: Netsuke carvings	Descriptive language			Expressing and developing ideas	Understand the use of vocabulary to express greater precision of meaning, and know that words can have different meanings in different contexts ACELA1512		

8.0 Australian Curriculum mapping: units 1–10

- To search for specific topics, content type, or areas of the curriculum use CTRL + F and a dialogue box will pop up. Type in what you're looking for (e.g. adverbial phrases or ACELA1531) and press enter.
- The information in each level is organised by learning area and follows this order: Reading Comprehension, Writing, Vocabulary/Spelling, Punctuation, Grammar.
- The first 'Content' column relates to the specific content of the WordFlyers unit. All other columns are about which aspects of the Australian Curriculum are being taught.
- All curriculum information is consistent with version 8.1 of the Australian Curriculum, 16 December 2015.


8.0 Vocabulary/Spelling

							
Unit 8.0.5	Content	Strand: Literacy Sub-strand	Content descriptions	Strand: Language Sub-strand	Content descriptions	Strand: Literature Sub-strand	Content descriptions
Title: <i>Writer's world:</i> Ziggy Marks Text category: Informative Text type: Explanation Form: Radio interview transcript Purpose: To explain how or why something occurs Theme: People Topic: How to become a published author	Syllabification			Phonics and word knowledge	Understand how to use knowledge of digraphs, long vowels, blends and silent letters to spell one and two syllable words including some compound words ACELA1471		
Unit 8.0.6							
Title: South Africa – land of adventure Text category: Informative Text type: Report Form: Magazine article Purpose: To classify and/or describe something in general and specific ways Theme: Travel Topic: South Africa	Homophones			Phonics and word knowledge	Read and write a large core of high frequency words including homophones and know how to use context to identify correct spelling ACELA1780		

8.0 Australian Curriculum mapping: units 1–10

- To search for specific topics, content type, or areas of the curriculum use CTRL + F and a dialogue box will pop up. Type in what you're looking for (e.g. adverbial phrases or ACELA1531) and press enter.
- The information in each level is organised by learning area and follows this order: Reading Comprehension, Writing, Vocabulary/Spelling, Punctuation, Grammar.
- The first 'Content' column relates to the specific content of the WordFlyers unit. All other columns are about which aspects of the Australian Curriculum are being taught.
- All curriculum information is consistent with version 8.1 of the Australian Curriculum, 16 December 2015.


8.0 Vocabulary/Spelling

 Australian CURRICULUM							
Unit 8.0.7	Content	Strand: Literacy Sub-strand	Content descriptions	Strand: Language Sub-strand	Content descriptions	Strand: Literature Sub-strand	Content descriptions
Title: Selfies are dangerous Text category: Persuasive Text type: Discussion Form: Radio interview transcript Purpose: To present a number of arguments related to an issue/topic Theme: Communication Topic: Can selfies be dangerous?	Evaluative language			Expressing and developing ideas	Investigate how vocabulary choices, including evaluative language can express shades of meaning, feeling and opinion ACELA1525		
Unit 8.0.8							
Title: Three tips to avoid diabetes Text category: Persuasive Text type: Exposition Form: Speech (video clip and transcript) Purpose: To persuade, through the use of detailed evidence Theme: Health Topic: How to prevent type 2 diabetes	Homophones			Phonics and word knowledge	Read and write a large core of high frequency words including homophones and know how to use context to identify correct spelling ACELA1780		

8.0 Australian Curriculum mapping: units 1–10

- To search for specific topics, content type, or areas of the curriculum use CTRL + F and a dialogue box will pop up. Type in what you're looking for (e.g. adverbial phrases or ACELA1531) and press enter.
- The information in each level is organised by learning area and follows this order: Reading Comprehension, Writing, Vocabulary/Spelling, Punctuation, Grammar.
- The first 'Content' column relates to the specific content of the WordFlyers unit. All other columns are about which aspects of the Australian Curriculum are being taught.
- All curriculum information is consistent with version 8.1 of the Australian Curriculum, 16 December 2015.


8.0 Vocabulary/Spelling

 Australian CURRICULUM							
Unit 8.0.9	Content	Strand: Literacy Sub-strand	Content descriptions	Strand: Language Sub-strand	Content descriptions	Strand: Literature Sub-strand	Content descriptions
Title: Say no to urban sprawl Text category: Informative Text type: Report Form: Formal political response to a government proposal Purpose: To classify and/or describe something in general and specific ways Theme: Environment Topic: The dangers of urban sprawl	Technical language			Expressing and developing ideas	Learn extended and technical vocabulary and ways of expressing opinion including modal verbs and adverbs ACELA1484		
Unit 8.0.10							
Title: Perfect holiday home with class Text category: Persuasive Text type: Exposition Form: Advertisement Purpose: To persuade, through the use of detailed evidence Theme: Travel Topic: Renting a holiday home	Evaluative language			Expressing and developing ideas	Investigate how vocabulary choices, including evaluative language can express shades of meaning, feeling and opinion ACELA1525		

8.0 Australian Curriculum mapping: units 1–10

- To search for specific topics, content type, or areas of the curriculum use CTRL + F and a dialogue box will pop up. Type in what you're looking for (e.g. adverbial phrases or ACELA1531) and press enter.
- The information in each level is organised by learning area and follows this order: Reading Comprehension, Writing, Vocabulary/Spelling, Punctuation, Grammar.
- The first 'Content' column relates to the specific content of the WordFlyers unit. All other columns are about which aspects of the Australian Curriculum are being taught.
- All curriculum information is consistent with version 8.1 of the Australian Curriculum, 16 December 2015.


8.0 Punctuation

							
Unit 8.0.1	Content	Strand: Literacy Sub-strand	Content descriptions	Strand: Language Sub-strand	Content descriptions	Strand: Literature Sub-strand	Content descriptions
Title: The world's greatest taste tester Text category: Imaginative Text type: Narrative Form: Short story Purpose: To reflect on a real aspect of life Theme: Food Topic: New food trends	Direct speech			Text structure and organisation	Recognise how quotation marks are used in texts to signal dialogue, titles and quoted (direct) speech ACELA1492		
Unit 8.0.2							
Title: Elite Vit-C – super drink Text category: Imaginative Text type: Poetry Form: Jingle Purpose: To reflect on a real aspect of life, in a humorous and catchy way Theme: Food Topic: Advertising a new health drink	Contractions			Text structure and organisation	Know that word contractions are a feature of informal language and that apostrophes of contraction are used to signal missing letters ACELA1480		

8.0 Australian Curriculum mapping: units 1–10

- To search for specific topics, content type, or areas of the curriculum use CTRL + F and a dialogue box will pop up. Type in what you're looking for (e.g. adverbial phrases or ACELA1531) and press enter.
- The information in each level is organised by learning area and follows this order: Reading Comprehension, Writing, Vocabulary/Spelling, Punctuation, Grammar.
- The first 'Content' column relates to the specific content of the WordFlyers unit. All other columns are about which aspects of the Australian Curriculum are being taught.
- All curriculum information is consistent with version 8.1 of the Australian Curriculum, 16 December 2015.


8.0 Punctuation

							
Unit 8.0.3	Content	Strand: Literacy Sub-strand	Content descriptions	Strand: Language Sub-strand	Content descriptions	Strand: Literature Sub-strand	Content descriptions
Title: V8 superfan Text category: Informative Text type: Description Form: Blog entry Purpose: To describe the specific features of something or someone Theme: Sport Topic: V8 Supercar racing	Using commas to separate items in lists			Text structure and organisation	Recognise that capital letters signal proper nouns and commas are used to separate items in lists ACELA1465		
Unit 8.0.4							
Title: Net yourself some netsuke Text category: Informative Text type: Description Form: Blog entry Purpose: To describe the specific features of something or someone Theme: Collections Topic: Netsuke carvings	Using commas to separate clauses in complex sentences			Text structure and organisation	Understand the uses of commas to separate clauses ACELA1521		

8.0 Australian Curriculum mapping: units 1–10

- To search for specific topics, content type, or areas of the curriculum use CTRL + F and a dialogue box will pop up. Type in what you're looking for (e.g. adverbial phrases or ACELA1531) and press enter.
- The information in each level is organised by learning area and follows this order: Reading Comprehension, Writing, Vocabulary/Spelling, Punctuation, Grammar.
- The first 'Content' column relates to the specific content of the WordFlyers unit. All other columns are about which aspects of the Australian Curriculum are being taught.
- All curriculum information is consistent with version 8.1 of the Australian Curriculum, 16 December 2015.


8.0 Punctuation

							
Unit 8.0.5	Content	Strand: Literacy Sub-strand	Content descriptions	Strand: Language Sub-strand	Content descriptions	Strand: Literature Sub-strand	Content descriptions
Title: <i>Writer's world:</i> Ziggy Marks Text category: Informative Text type: Explanation Form: Radio interview transcript Purpose: To explain how or why something occurs Theme: People Topic: How to become a published author	Contractions			Text structure and organisation	Know that word contractions are a feature of informal language and that apostrophes of contraction are used to signal missing letters ACELA1480		
Unit 8.0.6							
Title: South Africa – land of adventure Text category: Informative Text type: Report Form: Magazine article Purpose: To classify and/or describe something in general and specific ways Theme: Travel Topic: South Africa	Contractions			Text structure and organisation	Know that word contractions are a feature of informal language and that apostrophes of contraction are used to signal missing letters ACELA1480		

8.0 Australian Curriculum mapping: units 1–10

- To search for specific topics, content type, or areas of the curriculum use CTRL + F and a dialogue box will pop up. Type in what you're looking for (e.g. adverbial phrases or ACELA1531) and press enter.
- The information in each level is organised by learning area and follows this order: Reading Comprehension, Writing, Vocabulary/Spelling, Punctuation, Grammar.
- The first 'Content' column relates to the specific content of the WordFlyers unit. All other columns are about which aspects of the Australian Curriculum are being taught.
- All curriculum information is consistent with version 8.1 of the Australian Curriculum, 16 December 2015.


8.0 Punctuation

							
Unit 8.0.7	Content	Strand: Literacy Sub-strand	Content descriptions	Strand: Language Sub-strand	Content descriptions	Strand: Literature Sub-strand	Content descriptions
Title: Selfies are dangerous Text category: Persuasive Text type: Discussion Form: Radio interview transcript Purpose: To present a number of arguments related to an issue/topic Theme: Communication Topic: Can selfies be dangerous?	Using commas to separate introductory words			Text structure and organisation	Understand the uses of commas to separate clauses ACELA1521		
Unit 8.0.8							
Title: Three tips to avoid diabetes Text category: Persuasive Text type: Exposition Form: Speech (video clip and transcript) Purpose: To persuade, through the use of detailed evidence Theme: Health Topic: How to prevent type 2 diabetes	Using commas to separate introductory words			Text structure and organisation	Understand the uses of commas to separate clauses ACELA1521		

8.0 Australian Curriculum mapping: units 1–10

- To search for specific topics, content type, or areas of the curriculum use CTRL + F and a dialogue box will pop up. Type in what you're looking for (e.g. adverbial phrases or ACELA1531) and press enter.
- The information in each level is organised by learning area and follows this order: Reading Comprehension, Writing, Vocabulary/Spelling, Punctuation, Grammar.
- The first 'Content' column relates to the specific content of the WordFlyers unit. All other columns are about which aspects of the Australian Curriculum are being taught.
- All curriculum information is consistent with version 8.1 of the Australian Curriculum, 16 December 2015.


8.0 Punctuation

							
Unit 8.0.9	Content	Strand: Literacy Sub-strand	Content descriptions	Strand: Language Sub-strand	Content descriptions	Strand: Literature Sub-strand	Content descriptions
Title: Say no to urban sprawl Text category: Informative Text type: Report Form: Formal political response to a government proposal Purpose: To classify and/or describe something in general and specific ways Theme: Environment Topic: The dangers of urban sprawl	Possessive apostrophes			Text structure and organisation	Understand how the grammatical category of possessives is signalled through apostrophes and how to use apostrophes with common and proper nouns ACELA1506		
Unit 8.0.10							
Title: Perfect holiday home with class Text category: Persuasive Text type: Exposition Form: Advertisement Purpose: To persuade, through the use of detailed evidence Theme: Travel Topic: Renting a holiday home	Using commas to separate items in lists			Text structure and organisation	Recognise that capital letters signal proper nouns and commas are used to separate items in lists ACELA1465		

8.0 Australian Curriculum mapping: units 1–10

- To search for specific topics, content type, or areas of the curriculum use CTRL + F and a dialogue box will pop up. Type in what you're looking for (e.g. adverbial phrases or ACELA1531) and press enter.
- The information in each level is organised by learning area and follows this order: Reading Comprehension, Writing, Vocabulary/Spelling, Punctuation, Grammar.
- The first 'Content' column relates to the specific content of the WordFlyers unit. All other columns are about which aspects of the Australian Curriculum are being taught.
- All curriculum information is consistent with version 8.1 of the Australian Curriculum, 16 December 2015.


8.0 Grammar

<div>  </div>							
Unit 8.0.1	Content	Strand: Literacy Sub-strand	Content descriptions	Strand: Language Sub-strand	Content descriptions	Strand: Literature Sub-strand	Content descriptions
Title: The world's greatest taste tester Text category: Imaginative Text type: Narrative Form: Short story Purpose: To reflect on a real aspect of life Theme: Food Topic: New food trends	Saying verbs; clause structure			Expressing and developing ideas	Understand that verbs represent different processes, for example doing, thinking, saying, and relating and that these processes are anchored in time through tense ACELA1482		
					Understand that a clause is a unit of grammar usually containing a subject and a verb and that these need to be in agreement ACELA1481		
Unit 8.0.2							
Title: Elite Vit-C – super drink Text category: Imaginative Text type: Poetry Form: Jingle Purpose: To reflect on a real aspect of life, in a humorous and catchy way Theme: Food Topic: Advertising a new health drink	Common and proper nouns; noun groups			Expressing and developing ideas	Understand that nouns represent people, places, concrete objects and abstract concepts; that there are three types of nouns: common, proper and pronouns; and that noun groups/phrases can be expanded using articles and adjectives ACELA1468		
					Understand that the meaning of sentences can be enriched through the use of noun groups/phrases and verb groups/phrases and prepositional phrases ACELA1493		

8.0 Australian Curriculum mapping: units 1–10

- To search for specific topics, content type, or areas of the curriculum use CTRL + F and a dialogue box will pop up. Type in what you're looking for (e.g. adverbial phrases or ACELA1531) and press enter.
- The information in each level is organised by learning area and follows this order: Reading Comprehension, Writing, Vocabulary/Spelling, Punctuation, Grammar.
- The first 'Content' column relates to the specific content of the WordFlyers unit. All other columns are about which aspects of the Australian Curriculum are being taught.
- All curriculum information is consistent with version 8.1 of the Australian Curriculum, 16 December 2015.


8.0 Grammar

							
Unit 8.0.3	Content	Strand: Literacy Sub-strand	Content descriptions	Strand: Language Sub-strand	Content descriptions	Strand: Literature Sub-strand	Content descriptions
Title: V8 superfan Text category: Informative Text type: Description Form: Blog entry Purpose: To describe the specific features of something or someone Theme: Sport Topic: V8 Supercar racing	Relating verbs; independent clauses			Expressing and developing ideas	Understand that verbs represent different processes, for example doing, thinking, saying, and relating and that these processes are anchored in time through tense ACELA1482		
					Understand that a clause is a unit of grammar usually containing a subject and a verb and that these need to be in agreement ACELA1481		
Unit 8.0.4							
Title: Net yourself some netsuke Text category: Informative Text type: Description Form: Blog entry Purpose: To describe the specific features of something or someone Theme: Collections Topic: Netsuke carvings	Adjectives; compound sentences			Expressing and developing ideas	Understand that nouns represent people, places, concrete objects and abstract concepts; that there are three types of nouns: common, proper and pronouns; and that noun groups/phrases can be expanded using articles and adjectives ACELA1468		
					Understand that simple connections can be made between ideas by using a compound sentence with two or more clauses usually linked by a coordinating conjunction ACELA1467		

8.0 Australian Curriculum mapping: units 1–10

- To search for specific topics, content type, or areas of the curriculum use CTRL + F and a dialogue box will pop up. Type in what you're looking for (e.g. adverbial phrases or ACELA1531) and press enter.
- The information in each level is organised by learning area and follows this order: Reading Comprehension, Writing, Vocabulary/Spelling, Punctuation, Grammar.
- The first 'Content' column relates to the specific content of the WordFlyers unit. All other columns are about which aspects of the Australian Curriculum are being taught.
- All curriculum information is consistent with version 8.1 of the Australian Curriculum, 16 December 2015.


8.0 Grammar

							
Unit 8.0.5	Content	Strand: Literacy Sub-strand	Content descriptions	Strand: Language Sub-strand	Content descriptions	Strand: Literature Sub-strand	Content descriptions
Title: <i>Writer's world:</i> Ziggy Marks Text category: Informative Text type: Explanation Form: Radio interview transcript Purpose: To explain how or why something occurs Theme: People Topic: How to become a published author	Sensing verbs; clause structure			Expressing and developing ideas	Understand how ideas can be expanded and sharpened through careful choice of verbs, elaborated tenses and a range of adverb groups/phrases ACELA1523		
					Understand that a clause is a unit of grammar usually containing a subject and a verb and that these need to be in agreement ACELA1481		
Unit 8.0.6							
Title: South Africa – land of adventure Text category: Informative Text type: Report Form: Magazine article Purpose: To classify and/or describe something in general and specific ways Theme: Travel Topic: South Africa	Common and proper nouns; complex sentences			Expressing and developing ideas	Understand that nouns represent people, places, concrete objects and abstract concepts; that there are three types of nouns: common, proper and pronouns; and that noun groups/phrases can be expanded using articles and adjectives ACELA1468		
					Understand the difference between main and subordinate clauses and that a complex sentence involves at least one subordinate clause ACELA1507		

8.0 Australian Curriculum mapping: units 1–10

- To search for specific topics, content type, or areas of the curriculum use CTRL + F and a dialogue box will pop up. Type in what you're looking for (e.g. adverbial phrases or ACELA1531) and press enter.
- The information in each level is organised by learning area and follows this order: Reading Comprehension, Writing, Vocabulary/Spelling, Punctuation, Grammar.
- The first 'Content' column relates to the specific content of the WordFlyers unit. All other columns are about which aspects of the Australian Curriculum are being taught.
- All curriculum information is consistent with version 8.1 of the Australian Curriculum, 16 December 2015.


8.0 Grammar

							
Unit 8.0.7	Content	Strand: Literacy Sub-strand	Content descriptions	Strand: Language Sub-strand	Content descriptions	Strand: Literature Sub-strand	Content descriptions
Title: Selfies are dangerous Text category: Persuasive Text type: Discussion Form: Radio interview transcript Purpose: To present a number of arguments related to an issue/topic Theme: Communication Topic: Can selfies be dangerous?	Adverbs; complex sentences			Expressing and developing ideas	Learn extended and technical vocabulary and ways of expressing opinion including modal verbs and adverbs ACELA1484		
					Understand the difference between main and subordinate clauses and that a complex sentence involves at least one subordinate clause ACELA1507		
Unit 8.0.8							
Title: Three tips to avoid diabetes Text category: Persuasive Text type: Exposition Form: Speech (video clip and transcript) Purpose: To persuade, through the use of detailed evidence Theme: Health Topic: How to prevent type 2 diabetes	Modal verbs; noun groups			Expressing and developing ideas	Learn extended and technical vocabulary and ways of expressing opinion including modal verbs and adverbs ACELA1484		
					Understand that the meaning of sentences can be enriched through the use of noun groups/phrases and verb groups/phrases and prepositional phrases ACELA1493		

8.0 Australian Curriculum mapping: units 1–10

- To search for specific topics, content type, or areas of the curriculum use CTRL + F and a dialogue box will pop up. Type in what you're looking for (e.g. adverbial phrases or ACELA1531) and press enter.
- The information in each level is organised by learning area and follows this order: Reading Comprehension, Writing, Vocabulary/Spelling, Punctuation, Grammar.
- The first 'Content' column relates to the specific content of the WordFlyers unit. All other columns are about which aspects of the Australian Curriculum are being taught.
- All curriculum information is consistent with version 8.1 of the Australian Curriculum, 16 December 2015.

8.0 Grammar

							
Unit 8.0.9	Content	Strand: Literacy Sub-strand	Content descriptions	Strand: Language Sub-strand	Content descriptions	Strand: Literature Sub-strand	Content descriptions
Title: Say no to urban sprawl Text category: Informative Text type: Report Form: Formal political response to a government proposal Purpose: To classify and/or describe something in general and specific ways Theme: Environment Topic: The dangers of urban sprawl	Action verbs; independent clauses			Expressing and developing ideas	Understand that verbs represent different processes, for example doing, thinking, saying, and relating and that these processes are anchored in time through tense ACELA1482		
					Understand that a clause is a unit of grammar usually containing a subject and a verb and that these need to be in agreement ACELA1481		
Unit 8.0.10							
Title: Perfect holiday home with class Text category: Persuasive Text type: Exposition Form: Advertisement Purpose: To persuade, through the use of detailed evidence Theme: Travel Topic: Renting a holiday home	Relating verbs; compound sentences			Expressing and developing ideas	Understand that verbs represent different processes, for example doing, thinking, saying, and relating and that these processes are anchored in time through tense ACELA1482		
					Understand that simple connections can be made between ideas by using a compound sentence with two or more clauses usually linked by a coordinating conjunction ACELA1467		